

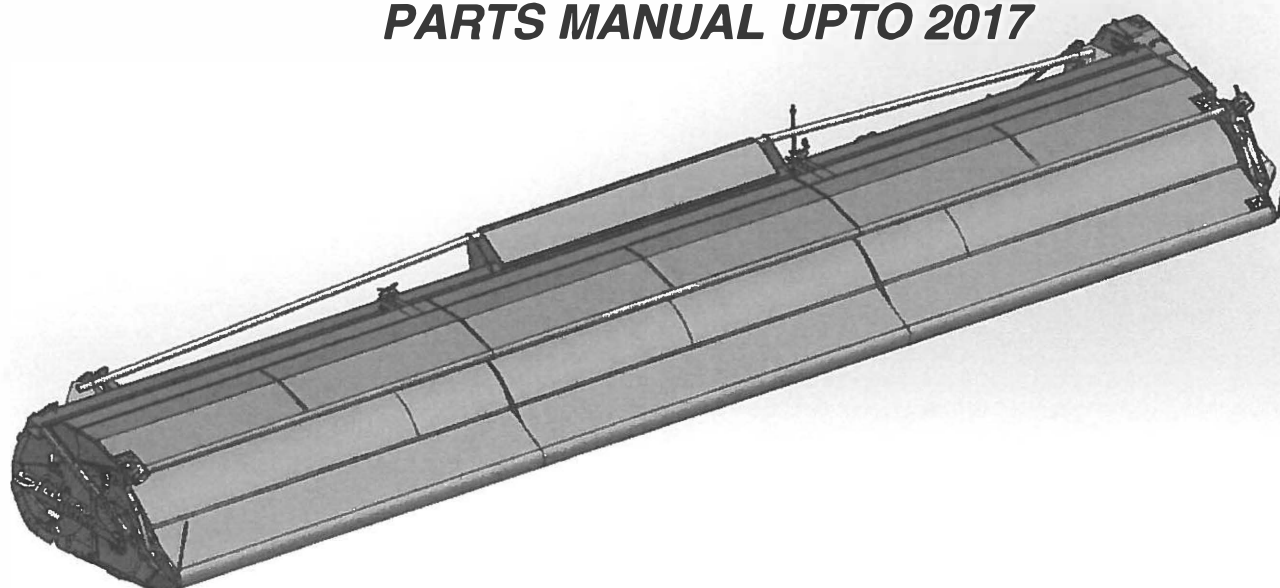
Shelbourne

REYNOLDS

Shelbourne Header

Cvs 20

PARTS MANUAL UPTO 2017



Shelbourne Reynolds Inc.
Colby PO box 607
1250 S Country Club Drive
Colby , Kansas 67701
U.S.A.

Telephone: (785) 462 6299
Fax: (785) 462 6761

Shelbourne Reynolds Engineering Ltd
Stanton
Bury St Edmunds
Suffolk IP31 2AR
England

Telephone: (01359) 250415
Fax: (01359) 250464

(Stores direct (01359) 251231)
(Stores direct (01359) 252031)

ISSUE...26

03.02.2017

visit our website www.shelbourne.com

SHELBOURNE HEADER PARTS MANUAL

MACHINE IDENTIFICATION

Your Shelbourne Header is designed to fit many different types of combine

For this reason the machine number index is broken down into sections for identification. Your serial and machine numbers are listed below:

SHELBOURNE HEADER SERIAL NUMBER

SHELBOURNE HEADER MACHINE NUMBER

ADAPTOR PLATE ASSEMBLY

DRIVE KIT

HYDRAULIC FITTING KIT

KIT OPTION	KIT OPTION	KIT OPTION
KIT OPTION	KIT OPTION	KIT OPTION
KIT OPTION	KIT OPTION	KIT OPTION

ORDERING SPARE PARTS

To ensure that you order the correct part from your SRE dealer please use the following procedure.

ALWAYS QUOTE THE MACHINE AND SERIAL NUMBERS WHEN ORDERING.

Refer to the front page of this parts list section (machine assemblies), listing all the sub assemblies.

Use the following sub assembly numbers and descriptions to find the area of the machine that your part is required, i.e. if you need a part which is fitted to the auger, your part will be in the auger sub assembly parts list.

Having decided which sub-assembly your part should be under, use the number beside that sub-assembly description which will begin with 1960-- -- to find the parts listing of the sub-assembly further on in the manual. The number will be printed in the top left-hand corner; the sub-assemblies are in numerical order.

Having found the correct parts list, you will find the corresponding drawing by either looking at the facing page or progressing through the manual to the next drawing.

The drawings indicate the components by item numbers, which you will find, are repeated in the left-hand side of your parts listing, and therefore referring to the correct part.

List Of Kit Numbers For 20 Cvs Machines

Cvs 20 Header

1. 196557 10	Cvs 20 Shelbourne Header
2. 196562 10	Cvs 20 Shelbourne Header
3. 196143 11	Header Lights Sub 6.0m
4. 196173 02	Stripping Rotor Assembly (RH) 3.0m
5. 196174 02	Stripping Rotor Assembly (LH) 3.0m
6. 196190 10	Auger Assembly Cvs 20
7. 196190 30	Auger Assembly Rvs 20
8. 196192 01	Auger Mounting Sub Assembly
9. 196192 03	Auger Mounting (8 spring/splined) Sub Assembly
10. 196192 14	Auger Mounting (8 spring/splined) Sub Assembly Rvs/Rsd28
11. 196192 16	Auger Mounting (welded paddle) Sub Assembly
12. 196193 10	Hydraulic Circuit Sub Assembly
13. 196194 10	Top Door Cowl Assembly
14. 196195 10	Adjustable Crop Deflector Sub Assembly
15. 196197 02	Input Gearbox Mounting Sub Assembly
16. 196197 03	Input Gearbox Mounting Sub Assembly
17. 196198 01	Divider Sub Assembly
18. 196201 01	Emblems And Guards Sub (upto 2003)
19. 196201 02	Emblems And Guards Sub (2004 & on)
20. 196202 01	Rotor Mounting Sub Assembly
21. 196202 02	Rotor Mounting Sub Assembly
22. 196203 10	Frame And Parts Sub Assembly
23. 196228 02	Stripping Rotor Assembly (LH) 3.0m
24. 196237 10	Auger Assembly 20' Spiral Paddle
25. 196247 10	6.0m Bolt on Paddle Auger Assembly
26. 196248 10	Frame And Parts sub Assembly
27. 196249 01	Emblems And Guards Sub
28. 196252 04	Rotor Mounting Sub Assy (2012 & on)
29. 196266 01	Drive Sub Assembly (2012 & on)
30. GEA-0053	Input Gear Dropbox Assembly
31. GEA-0054	Input Gear Dropbox Assembly
32. GEA-0063	Rotor Gearbox Assembly
33. GEA-0064	Input Gearbox Assembly
34. KIT-00118	Auger Drive Sprocket/Clutch Assembly
35. KIT-00121	Auger Drive Sprocket/8 Spring Splined Clutch Assembly
36. KIT-00527	PTO End Guard
37. KIT-00529	PTO Cone Kit
38. KIT-00976	Ball Joint Coupling
39. KIT-00977	Ball Joint Coupling
40. KIT-01256	Vari Speed Control Kit (header)
41. KIT-01287	Vari Speed Controller (combine)
42. KIT-01320	Rotor Pulley Assembly
43. KIT-01320a	Rotor Pulley Assembly
44. KIT-01320b	Rotor Pulley Assembly

45.KIT-01385	Rotor Pulley Assembly (Bolt On Hubs)
46.KIT-01386	Rear Pulley Assembly
47.KIT-01401	Safety decal kit North America
48.KIT-01402	Safety decal kit
49.RDS-0002	Tacho Kit (Pre 2010)
50.RDS-0005	Tacho Kit (Pre 2010)
51.RDS-0007	Tacho Kit (2010 & on)

Kit Options

52.KIT-01281	Roller Kit
53.KIT-01282	180' Flight Extension Kit
54.KIT-01286	180' Flight Extension Kit (Hard)
55.KIT-01299	Skid wear/poly plate kit
56.KIT-01313	Spill Plate Extension Kit
57.KIT-01340	Steel Skid Cover Kit
58.KIT-01376	Central Skid Kit
59.KIT-01384	Anti Wrap Plate Kit
60.KIT-01392	CE Area Kit
61.KIT-01404	Non Aggressive Centre Finger Kit

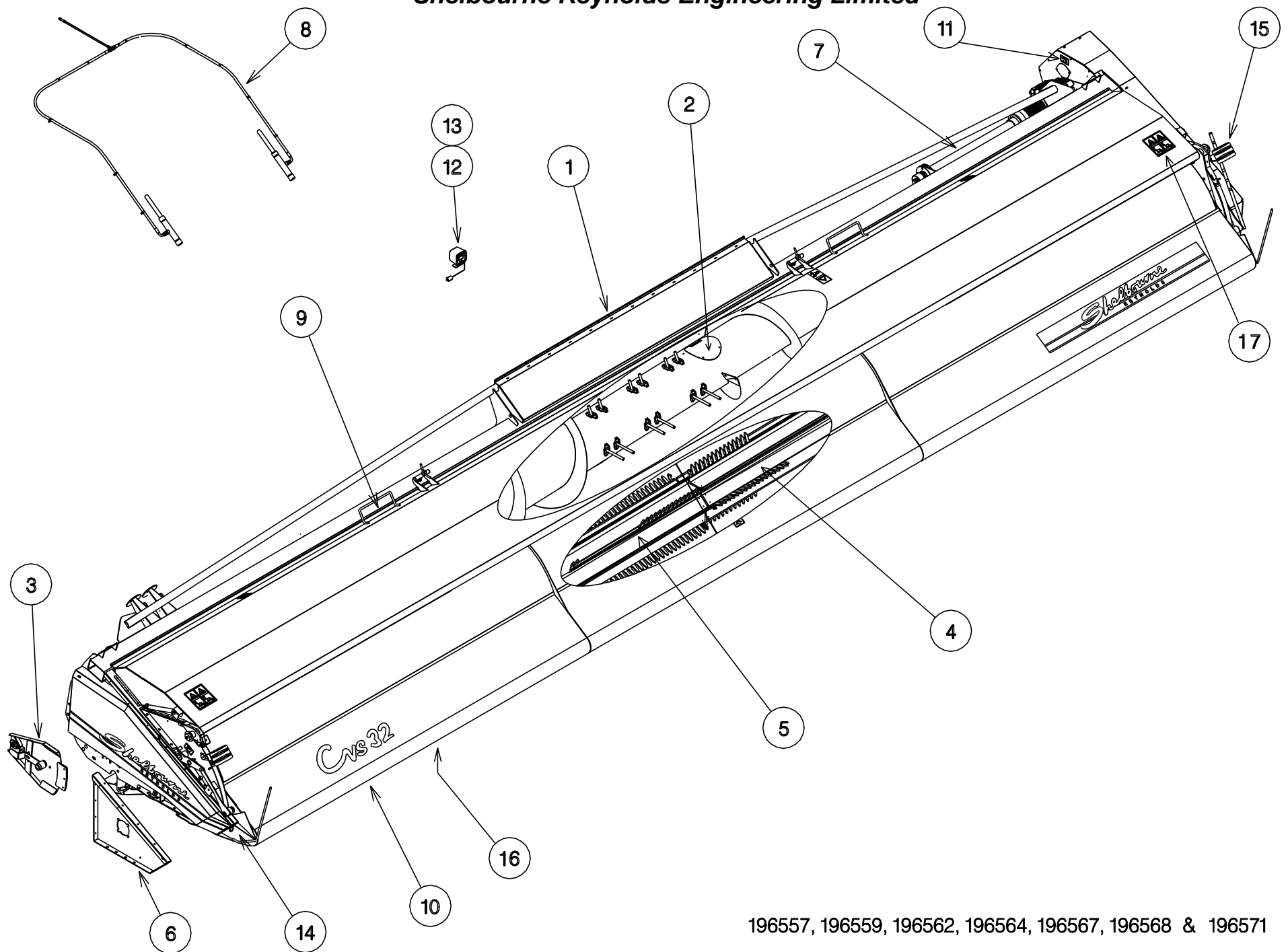
Shelbourne Reynolds Engineering Limited

ASSY NUMBER: 196557 10				ASSY DESCRIPTION: Cvs20 SHELBOURNE HEADER			
ITEM	PART NO	DESCRIPTION	QTY	ITEM	PART NO	DESCRIPTION	QTY
1	196203 10	FRAME & PARTS	1				
2	196190 30	AUGER ASSY (2005 ON)	1				
OR	196190 10	AUGER ASSY (UPTO 2005)	1				
3	196192 14	AUGER MTG SUB(2007 & ON)	1				
OR	196192 03	AUGER MTG SUB(2003 TO 2007)	1				
OR	196192 01	AUGER MTG SUB(PRE 2003)	1				
4	196174 02	STRIPPING ROTOR ASSY 3.0 LH	1				
5	196173 02	STRIPPING ROTOR ASSY 3.0 RH	1				
6	196202 01	ROTOR MTG SUB	1				
7	196197 02	INPUT GEARBOX MTG SUB	1				
8	196193 10	HYDRAULICS	1				
9	196194 10	TOP DOOR COWL SUB ASSY	1				
10	196195 10	ADJ CROP DEFLECTOR SUB	1				
11	196201 02	EMBLEMS & GUARDS (2006 & ON)	1				
OR	196201 01	EMBLEMS & GUARDS (UPTO 2005)	1				
12	RDS-0005	HEADER MONITORING KIT	1				
13	RDS-0001	COMBINE MONITOR KIT	1				
14	196198 01	DIVIDER SUB	1				
15	196143 11	HEADER LIGHTS SUB(USA ONLY)	1				

Shelbourne Reynolds Engineering Limited

ASSY NUMBER: 196562 10				ASSY DESCRIPTION: Cvs20 SHELBOURNE HEADER			
ITEM	PART NO	DESCRIPTION	QTY	ITEM	PART NO	DESCRIPTION	QTY
1	196248 09	FRAME AND PARTS (2010 & ON)	1	13	RDS-0002	COMBINE MONITOR KIT	1
OR	196203 10	FRAME AND PARTS (PRE 2010)	1	14	196198 01	CVSPACK1 DIVIDER SUB CVSPACK1	1
2	196247 10	AUGER ASSY (SPRIAL PADDLE) (2010 & ON)	1	15	196143 11	HEADER LIGHTS SUB (USA ONLY)	1
OR	196190 30	AUGER ASSY (FINGERED) (PRE 2010)	1	16			
3	196192 16	AUGER MTG SUB (2010 & ON)	1	17	KIT-01401	SAFETY DECAL KIT (N AMERICA)	1
OR	196192 03	AUGER MTG SUB (PRE 2010)	1	OR	KIT-01402	SAFETY DECAL KIT (REST OF WORLD)	1
OR	196192 14	AUGER MTG SUB (2007-2008)	1				
4	196228 02	STRIPPING ROTOR ASSY LH 3.0m	1				
5	196173 02	STRIPPING ROTOR ASSY RH 3.0m	1				
6	196252 04	ROTOR MTG SUB (2012 & ON)	1				
OR	196202 02	ROTOR MTG SUB (PRE 2012)	1				
7	196266 01	DRIVE SUB ASSY (2012 & ON)	1				
OR	196197 03	INPUT GEARBOX MTG SUB (PRE 2012)	1				
8	196193 10	HYDRAULICS	1				
9	196194 10	TOP DOOR COWL SUB ASSY	1				
10	196195 10	ADJ CROP DEFLECT SUB	1				
11	196249 01	EMBLEMS AND GUARDS (2010 & ON)	1				
OR	196201 02	EMBLEMS AND GUARDS (PRE 2010)	1				
12	RDS-0007	HEADER MONITORING KIT (2010 & ON)	1				
OR	RDS-0005	HEADER MONITORING KIT (PRE 2010)	1				

Shelbourne Reynolds Engineering Limited

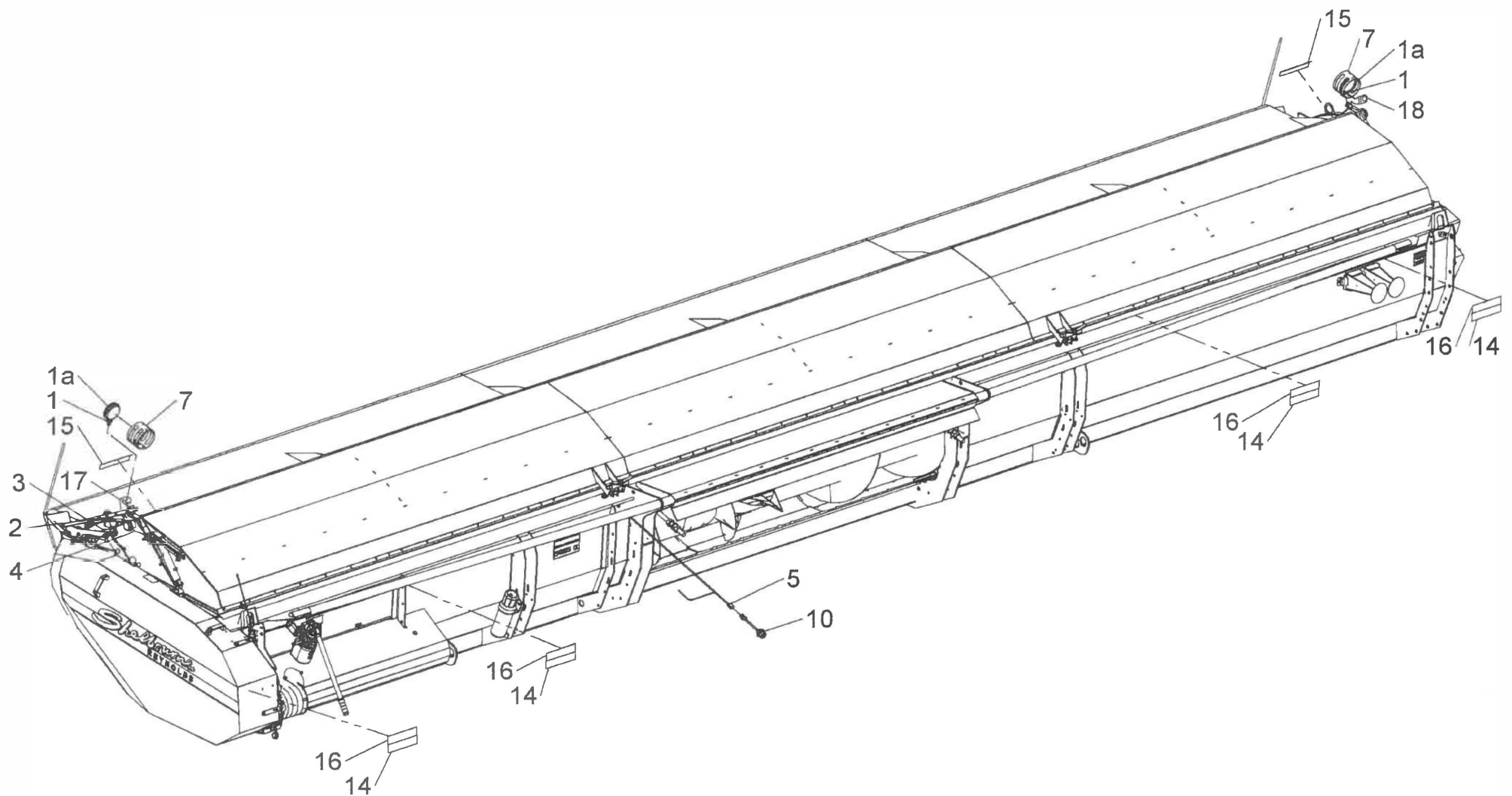


196557, 196559, 196562, 196564, 196567, 196568 & 196571

Shelbourne Reynolds Engineering Limited

ASSY NUMBER: 196143 11				ASSY DESCRIPTION: HEADER LIGHTS SUB 6.6m & SMALLER			
ITEM	PART NO	DESCRIPTION	QTY	ITEM	PART NO	DESCRIPTION	QTY
1	LMP-10505	INDICATOR LAMP (SCREW MID 2013)	2				
1a	BLB-0015	BULB					
1b	LMP-10009	SPARE LENS (3 SCREWS)					
OR	LMP-10504	INDICATOR LAMP (GROTE) (2012-13)	2				
1a	BLB-0020	BULB					
1b	LMP-10006	SPARE LENS (GROTE)					
OR	LMP-10501	INDICATOR LAMP (PMG) (UPTO 2012)	2				
1a	BLB-0075	BULB	2				
1b	LMP-10000	SPARE LENS FRONT (PMG)					
1c	LMP-10001	SPARE LENS REAR (PMG)					
2	ETM-00440	LOOP TERMINAL	2				
3	SCW-5180	SELF TAP SCREW	3				
4	ETM-00560	MALE BULLET TERMINAL	2				
5	198524 01	WIRE LOOM & PLUG ASSY	1				
6							
7	193567 01	INDICATOR GUARD	2				
8							
9							
10	193516 01	LIGHT PLUG ASSY (JD PRE 50 5ER)	1				
OR	195207 01	LIGHT PLUG ASSY (JD 50 SERIES)	1				
OR	SEE HYD KIT	LIGHT PLUG ASSY (JD 60&70 SER)	1				
OR	197040 01	LIGHT PLUG ASSY (CASE IH 8010)	1				
OR	197147 01	LIGHT PLUG ASSY (NH CX/CR)	1				
OR	198732 01	LIGHT PLUG ASSY (NH TR)	1				
OR	SEE HYD KIT	LIGHT PLUG ASSY (AGCO MULTI)	1				
11							
12							
13							
14	TPE-00300	FLUORESCENT TAPE -RED/ORANGE	0.23				
14	TPE-00300	FLUORESCENT TAPE -RED/ORANGE	0.23				
15	TPE-00250	REFLECTIVE TAPE - YELLOW	0.23				
15	TPE-00250	REFLECTIVE TAPE - YELLOW	0.23				
16	TPE-00251	REFLECTIVE TAPE - RED	0.23				
16	TPE-00251	REFLECTIVE TAPE - RED	0.23				
17	198958 01	LH LIGHT MOUNTING BRACKET	1				
18	198958 02	RH LIGHT MOUNTING BRACKET	1				

Shelbourne Reynolds Engineering Limited



196143 11



Shelbourne Reynolds Engineering Limited

ASSY NUMBER:		ASSY DESCRIPTION:STRIPPING ROTOR ASSY (R/H) 3.0m					
ITEM	PART NO	DESCRIPTION	QTY	ITEM	PART NO	DESCRIPTION	QTY
1	192892 01	OUTER HUB CASTING L.H.	1				
2	192892 02	OUTER HUB CASTING R.H.	1				
3	192892 03	INNER HUB CASTING	4				
4	192890 02	ROTOR SECTION	7				
5	193117 02	ROTOR SECTION	1				
6	HSSG10204	SET SCREW	108				
7	193558 01	STANDARD ELEMENT	24				
8	193558 02	END HOLE ELEMENT	8				
9	193558 03	CENTRE END HOLE ELEMENT	8				
10	197717 01	SEED SAVER CTR. (PROFILED EDGE)	24				
OR	193780 01	SEED SAVER CTR. (STRAIGHT EDGE)	24				
11	197719 02	SEED SAVER RH END (PROFILED EDGE)	8				
OR	193782 02	SEED SAVER RH END (STRAIGHT EDGE)	8				
12	197718 01	SEED SAVER RH CTR (PROFILED EDGE)	8				
OR	193781 01	SEED SAVER RH CTR (STRAIGHT EDGE)	8				
13	194109 02	CTR FINGER RH	8				
14	HSSF08174	SET SCREW	176				
15	192679 01	ANTI WRAP PLATE	8				
16	WSH-1034	PENNY WASHER	16				
17	SCW-5180	SELF TAP.SCREW	16				
18	192899 01	IDLE SHAFT W/A	1				
19	KIT-00976	BALL COUPLING KIT	1				
20	192959 01	OUTER CLAMP RING	4				
21	BPG-00200	BODY PLUG	1				
22	193118 01	BALANCE WEIGHT	6				
23	193118 02	BALANCE WEIGHT	2				
24	193382 01	BALANCE WEIGHT	1				

NOTE.
ITEMS 10, 11 AND 12
BOTH TYPES OF SEED SAVERS ARE
INTERCHANGEABLE BUT FOR BALANCE
REASONS IF MIXING TYPES ON A
ROTOR FIT AS OPPOSITE PAIRS.

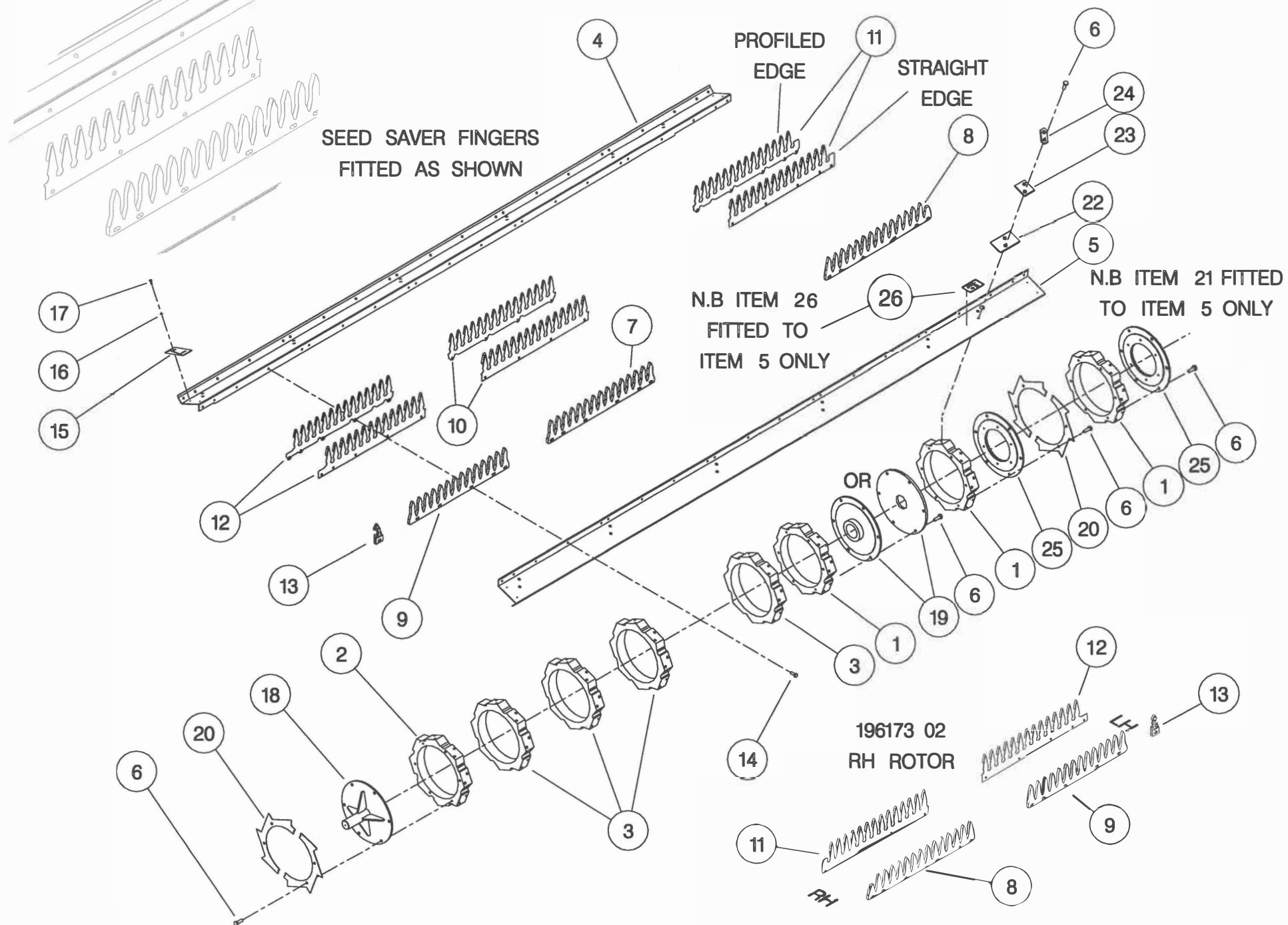
NOTE.
ITEMS 11 AND 12 ARE CORRECT
PARTS WHEN FINGERS SET WITH
FLANGES UP - IE. AGGRESSIVE
SEE LH ROTOR ASSY PARTS WHEN
FLANGES ARE REQUIRED DOWN.

Shelbourne Reynolds Engineering Limited

ASSY NUMBER: 196174 02				ASSY DESCRIPTION:STRIPPING ROTOR ASSY (L/H) 3.0m			
ITEM	PART NO	DESCRIPTION	QTY	ITEM	PART NO	DESCRIPTION	QTY
1	192892 01	OUTER HUB CASTING L.H.	1				
2	192892 02	OUTER HUB CASTING R.H.	1				
3	192892 03	INNER HUB CASTING	4				
4	193883 02	ROTOR SECTION	7				
5	193884 02	ROTOR SECTION	1				
6	HSSG10204	SET SCREW	96				
7	193558 01	STANDARD ELEMENT	24				
8	193558 02	END HOLE ELEMENT	8				
9	193558 03	CENTRE END HOLE ELEMENT	8				
10	197717 01	SEED SAVER CTR (PROFILED EDGE)	24				
OR	193780 01	SEED SAVER CTR (STRAIGHT EDGE)	24				
11	197719 01	SEED SAVER LH END (PROFILED DEGE)	8				
OR	193782 01	SEED SAVER LH END (STRAIGHT EDGE)	8				
12	197718 02	SEED SAVER LH CTR (PROFILED EDGE)	8				
OR	193781 02	SEED SAVER LH CTR (STRAIGHT EDGE)	8				
13	194109 01	CTR FINGER LH	8				
14	HSSF08174	SET SCREW	176				
15	192679 01	ANTI WRAP PLATE	8				
16	WSH-1034	PENNY WASHER	16				
17	SCW-5180	SELF TAP.SCREW	16				
18	193103 01	CENTRE SHAFT W/A	1				
19	KIT-00977	BALL COUPLING KIT	1				
20	192959 01	OUTER CLAMP RING	4				
21	BPG-00200	BODY PLUG	1				
22	193118 01	BALANCE WEIGHT	6				
23	193118 02	BALANCE WEIGHT	2				
24	193382 01	BALANCE WEIGHT	1				
25							
26	127075 16	EMBLEM	1				

NOTE.
ITEMS 10, 11 AND 12.
BOTH TYPES OF SEED SAVERS ARE
INTERCHANGEABLE BUT FOR BALANCE
REASONS IF MIXING TYPES ON A
ROTOR FIT AS OPPOSITE PAIRS.

NOTE.
ITEMS 11 AND 12 ARE CORRECT
PARTS WHEN FINGERS SET WITH
FLANGES UP - IE. AGGRESSIVE. SEE
RH ROTOR ASSY PARTS WHEN FLANGES
ARE REQUIRED DOWN.

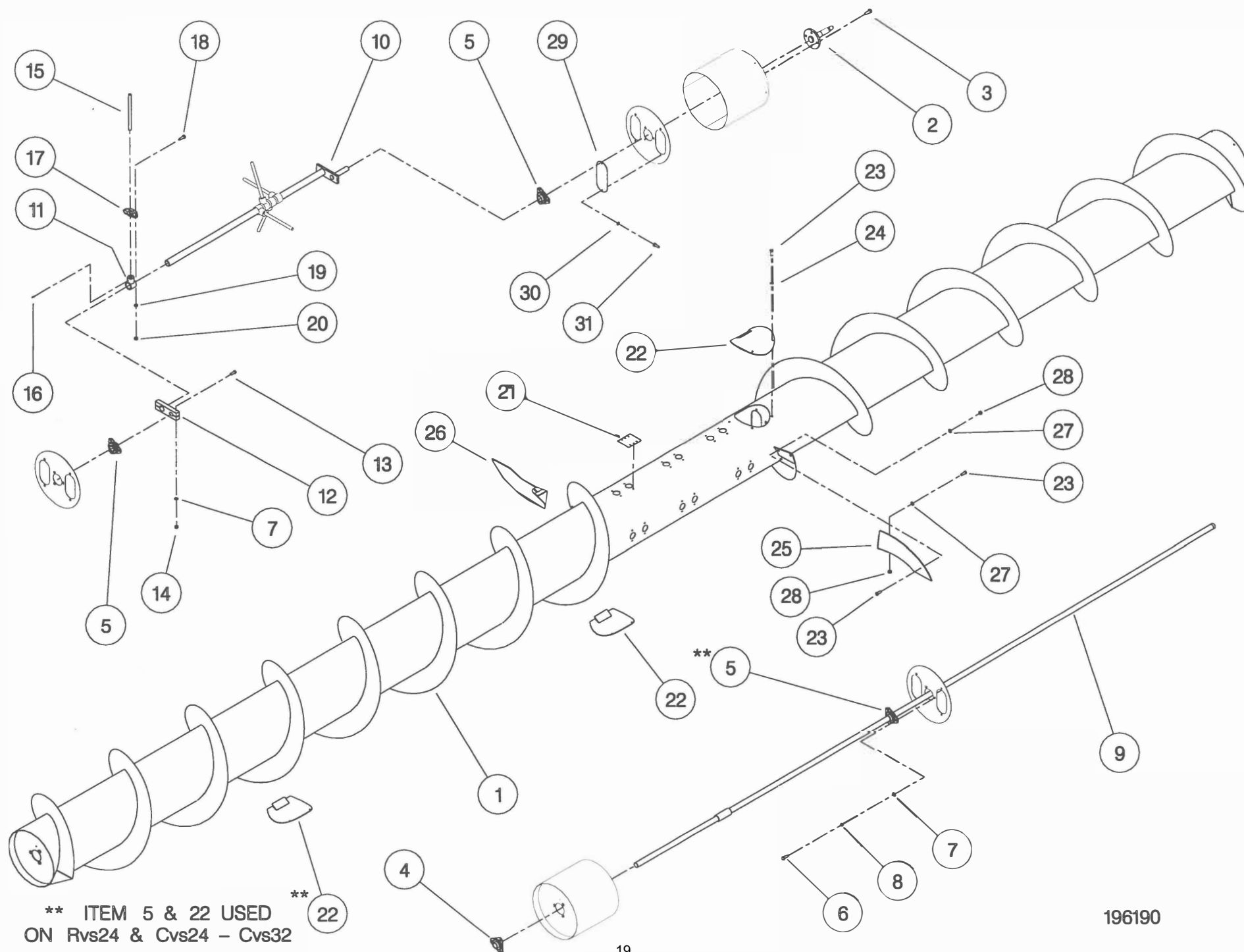


Shelbourne Reynolds Engineering Limited

ASSY NUMBER: 196190 10				ASSY DESCRIPTION: AUGER ASSY Cvs20			
ITEM	PART NO	DESCRIPTION	QTY	ITEM	PART NO	DESCRIPTION	QTY
1	194937 01	AUGER WELD ASSY.	1	26	200327 02	AUGER FLIGHT EXTENSION RH	1
2	195848 01	AUGER DRIVE SHAFT(2003 ON)	1	27	WSH-0012	PLAIN WASHER	8
OR	194490 01	AUGER DRIVE SHAFT(PRE 2003)	1	28	NUT-0263	NYLOC NUT	4
3	HSSF12204	SET SCREW	4	29	194496 01	COVER PLATE	4
4	BRG-2020	BEARING	1	30	WSH-0056	SPRING WASHER	8
5	BRG-0240	BEARING	2	31	HSS-0084	SET SCREW	8
6	HSS-0191	SET SCREW	9				
7	WSH-0015	PLAIN WASHER	13				
8	WSH-0061	SPRING WASHER	9				
9	192363 05	AUGER SHAFT	1				
10	200331 05	AUGER CRANK	1				
11	AUG-02500	FINGER HOLDER	24				
12	200329 02	AUGER CLAMP	1				
13	SCCA10412	CAP HD SKT SCREW	4				
14	NUT-0265	NYLOC NUT	4				
15	200332 01	FINGER					
		(16 FINGERS OPTION)	16				
OR		(20 FINGERS OPTION)	20				
OR		(24 FINGERS OPTION)	24				
16	AUG-03000	HAIRPIN COTTER					
		(16 FINGERS OPTION)	16				
OR		(20 FINGERS OPTION)	20				
OR		(24 FINGERS OPTION)	24				
17	AUG-00500	AUGER FINGER GUIDE					
		(16 FINGERS OPTION)	16				
OR		(20 FINGERS OPTION)	20				
OR		(24 FINGERS OPTION)	24				
18	HSS-0086	SET SCREW	48				
19	WSH-0009	PLAIN WASHER	48				
20	NUT-0260	NYLOC NUT	48				
21	190735 01	BLANKING PLATE					
		(16 FINGERS OPTION)	8				
OR		(20 FINGERS OPTION)	4				
OR		(24 FINGERS OPTION)	0				
22	194472 01	INSPECTION COVER	2				
23	SCBA08172	BUT. SCKT HD SCREW	16				
24	WSH-0058	SPRING WASHER	10				
25	200327 01	AUGER FLIGHT EXTENSION LH	1				

Shelbourne Reynolds Engineering Limited

ASSY NUMBER: 196190 30				ASSY DESCRIPTION: AUGER ASSY Rvs20			
ITEM	PART NO	DESCRIPTION	QTY	ITEM	PART NO	DESCRIPTION	QTY
1	195107 01	AUGER WELD ASSY.	1				
2	195848 01	AUGER DRIVE SHAFT(2003 ON)	1	25	195143 01	AUGER FLIGHT EXTENSION LH	1
OR	194490 01	AUGER DRIVE SHAFT(PRE 2003)	1	26	195143 02	AUGER FLIGHT EXTENSION RH	1
3	HSSF12204	SET SCREW	4	27	WSH-0012	PLAIN WASHER	8
4	BRG-2020	BEARING	1	28	NUT-0263	NYLOC NUT	10
5	BRG-0240	BEARING	2	OR	NUT-0263	NYLOC NUT	4
6	HSS-0191	SET SCREW	9	29	194496 01	COVER PLATE	2
7	WSH-0015	PLAIN WASHER	13	30			
8	WSH-0061	SPRING WASHER	9	31	SCHE05170	SELF TAPPING SCREW	4
9	192363 05	AUGER SHAFT	1				
10	200331 05	AUGER CRANK	1				
11	AUG-02500	FINGER HOLDER	24				
12	200329 02	AUGER CLAMP	1				
13	SCCA10412	CAP HD SKT SCREW	4				
14	NUT-0265	NYLOC NUT	4				
15	200332 02	HARDENED FINGER					
		(16 FINGERS OPTION)	16				
OR		(20 FINGERS OPTION)	20				
OR		(24 FINGERS OPTION)	24				
16	AUG-03000	HAIRPIN COTTER					
		(16 FINGERS OPTION)	16				
OR		(20 FINGERS OPTION)	20				
OR		(24 FINGERS OPTION)	24				
17	AUG-00500	AUGER FINGER GUIDE					
		(16 FINGERS OPTION)	16				
OR		(20 FINGERS OPTION)	20				
OR		(24 FINGERS OPTION)	24				
18	HSS-0086	SET SCREW	48				
19	WSH-0009	PLAIN WASHER	48				
20	NUT-0260	NYLOC NUT	48				
21	190735 01	BLANKING PLATE					
		(16 FINGERS OPTION)	8				
OR		(20 FINGERS OPTION)	4				
OR		(24 FINGERS OPTION)	0				
22	194472 01	INSPECTION COVER	2				
23	SCBA08172	BUT. SCKT HD SCREW	16				
24	WSH-0058	SPRING WASHER	4				
OR	WSH-0058	SPRING WASHER	10				



Shelbourne Reynolds Engineering Limited

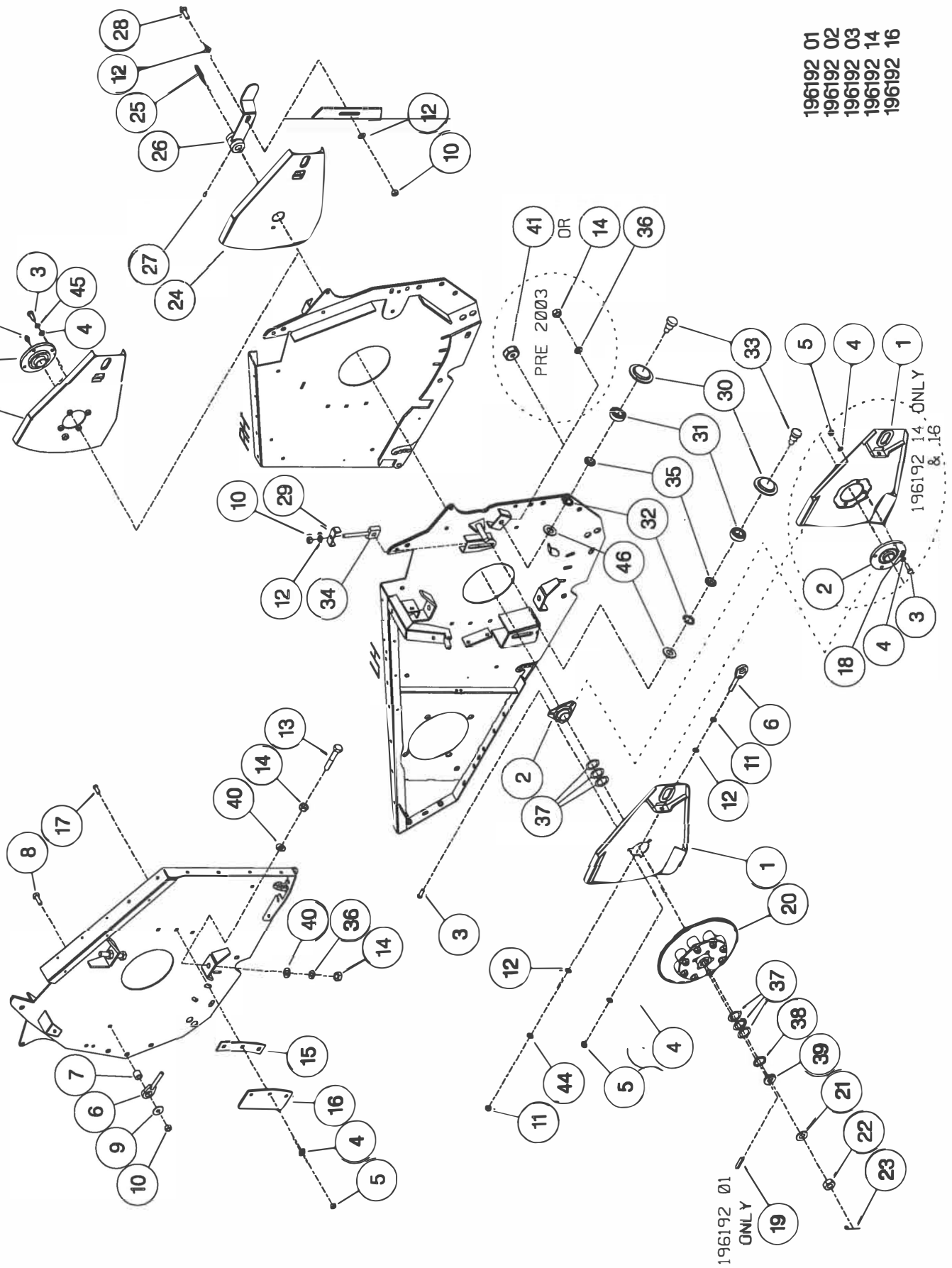
ASSY NUMBER: 196192 01				ASSY DESCRIPTION: AUGER MTG SUB ASSY			
ITEM	PART NO	DESCRIPTION	QTY	ITEM	PART NO	DESCRIPTION	QTY
1	194489 01	ADJUSTER PLATE LH	1	38			
2	BRG-0240	BEARING	1	39	190119 47	WASHER	1
3	BLT-3745	COACH BOLT	3	40	WSH-0024	PLAIN WASHER	4
4	WSH-0015	PLAIN WASHER	9				
5	NUT-0265	NYLOC NUT	9				
6	200405 01	ADJUSTER	2				
7	200499 01	SPACER	2				
8	BLTA12350	BOLT	2				
9	190119 26	WASHER	2				
10	NUT-0269	NYLOC NUT	4				
11	NUT-0170	NUT	4				
12	WSH-0018	PLAIN WASHER	6				
13	HSS-0330	SET SCREW	4				
14	NUT-0180	PLAIN NUT	9				
15	200407 01	SUPPORT PLATE	2				
16	200408 01	OVERLAP PLATE	2				
17	BLT-3750	COACH BOLT	6				
18							
19	K1008055	KEY	1				
20	KIT-00118	AUGER SLIP CLUTCH (SEE PARTS LIST KIT-00118)	1				
21	WSH-0030	PLAIN WASHER	1				
22	NUT-0580	CASTLE NUT	1				
23	PIN-1150	SPLIT PIN	1				
24	200402 01	ADJUSTER PLATE RH	1				
25	K0807060	KEY	1				
26	200120 03	FINGER ADJUSTER	1				
27	SCW-4540	GRUB SCREW	2				
28	HSS-0241	SET SCREW	1				
29	191774 01	PLATE	1				
30	131041 01	SPROCKET IDLER	2				
31	BRG-1995	BEARING	2				
32	CIR-0470	CIRCLIP	2				
33	190060 06	IDLER SPINDLE	2				
34	191777 01	IDLER ADJ.SCREW	1				
35	191040 01	IDLER SPACER	2				
36	WSH-0070	SPRING WASHER	1				
37	194577 01	WASHER	6				

Shelbourne Reynolds Engineering Limited

ASSY NUMBER: 196192 03				ASSY DESCRIPTION: AUGER MTG (8 SPRING/SPLINED) SUB ASSY			
ITEM	PART NO	DESCRIPTION	QTY	ITEM	PART NO	DESCRIPTION	QTY
1	195430 01	ADJUSTER PLATE LH	1	38	190119 82	WASHER	1
2	BRG-23520	BEARING	1	39	190119 47	WASHER	1
3	BLT-3745	COACH BOLT	3	40	WSH-0024	PLAIN WASHER	4
4	WSH-0015	PLAIN WASHER	9	41	195889 01	SECURING BLOCK (UPTO 2003)	1
5	NUT-0265	NYLOC NUT	9				
6	200405 01	ADJUSTER	2				
7	200499 01	SPACER	2				
8	BLTA12350	BOLT	2				
9	190119 26	WASHER	2				
10	NUT-0269	NYLOC NUT	4				
11	NUT-0170	NUT	4				
12	WSH-0018	PLAIN WASHER	7				
13	HSS-0330	SET SCREW	4				
14	NUT-0180	PLAIN NUT	8				
15	200407 01	SUPPORT PLATE	2				
16	200408 01	OVERLAP PLATE	2				
17	BLT-3750	COACH BOLT	6				
18							
19							
20	KIT-00121	AUGER SLIP CLUTCH (SEE PARTS LIST KIT-00121)	1				
21	WSH-0030	PLAIN WASHER	1				
22	NUT-0580	CASTLE NUT	1				
23	PIN-1150	SPLIT PIN	1				
24	200402 01	ADJUSTER PLATE RH	1				
25	K0807060	KEY	1				
26	200120 03	FINGER ADJUSTER	1				
27	SCW-4540	GRUB SCREW	2				
28	HSS-0241	SET SCREW	1				
29	191774 01	PLATE (UPTO 2003)	1				
30	131041 01	SPROCKET IDLER	2				
31	BRG-1995	BEARING	2				
32	CIR-0470	CIRCLIP	2				
33	190060 06	IDLER SPINDLE	2				
34	191777 01	IDLER ADJ.SCREW	1				
35	191040 01	IDLER SPACER	2				
36	WSH-0070	SPRING WASHER	1				
37	190119 95	WASHER	6				

Shelbourne Reynolds Engineering Limited

ASSY NUMBER: 196192 14				ASSY DESCRIPTION: AUGER MTG(8 SPR/SPL.) SUB ASSY RVS/RSD28			
ITEM	PART NO	DESCRIPTION	QTY	ITEM	PART NO	DESCRIPTION	QTY
1	197342 01	ADJUSTER PLATE LH	1	38	190119 82	WASHER	1
2	BRG-23560	BEARING	1	39	190119 47	WASHER	1
3	HSS-0191	SETSCREW	4	40	WSH-0024	PLAIN WASHER	4
4	WSH-0015	PLAIN WASHER	6	41			
5	NUT-0265	NYLOC NUT	6	42	WSH-0061	SPRING WASHER	4
6	200405 01	ADJUSTER	2	43	NUT-0167	NUT	4
7	200499 01	SPACER	2	44	WSH-0065	SPRING WASHER	2
8	BLTA12350	BOLT	2				
9	190119 26	WASHER	2				
10	NUT-0269	NYLOC NUT	4				
11	NUT-0170	NUT	4				
12	WSH-0018	PLAIN WASHER	7				
13	HSS-0330	SET SCREW	4				
14	NUT-0180	PLAIN NUT	8				
15	200407 01	SUPPORT PLATE	2				
16	200408 01	OVERLAP PLATE	2				
17	BLT-3750	COACH BOLT	6				
18							
19							
20	KIT-00121	AUGER SLIP CLUTCH (SEE PARTS LIST KIT-00121)	1				
21	WSH-0030	PLAIN WASHER	1				
22	NUT-0580	CASTLE NUT	1				
23	PIN-1150	SPLIT PIN	1				
24	197355 01	ADJUSTER PLATE RH	1				
25	K0807060	KEY	1				
26	197356 01	FINGER ADJUSTER	1				
27	SCW-4540	GRUB SCREW	2				
28	HSS-0241	SET SCREW	1				
29	191774 01	PLATE (UPTO 2003)	1				
30	131041 01	SPROCKET IDLER	2				
31	BRG-1995	BEARING	2				
32	CIR-0470	CIRCLIP	2				
33	190060 06	IDLER SPINDLE	2				
34	191777 01	IDLER ADJ.SCREW	1				
35	191040 01	IDLER SPACER	2				
36	WSH-0070	SPRING WASHER	5				
37	190119 95	WASHER	6				

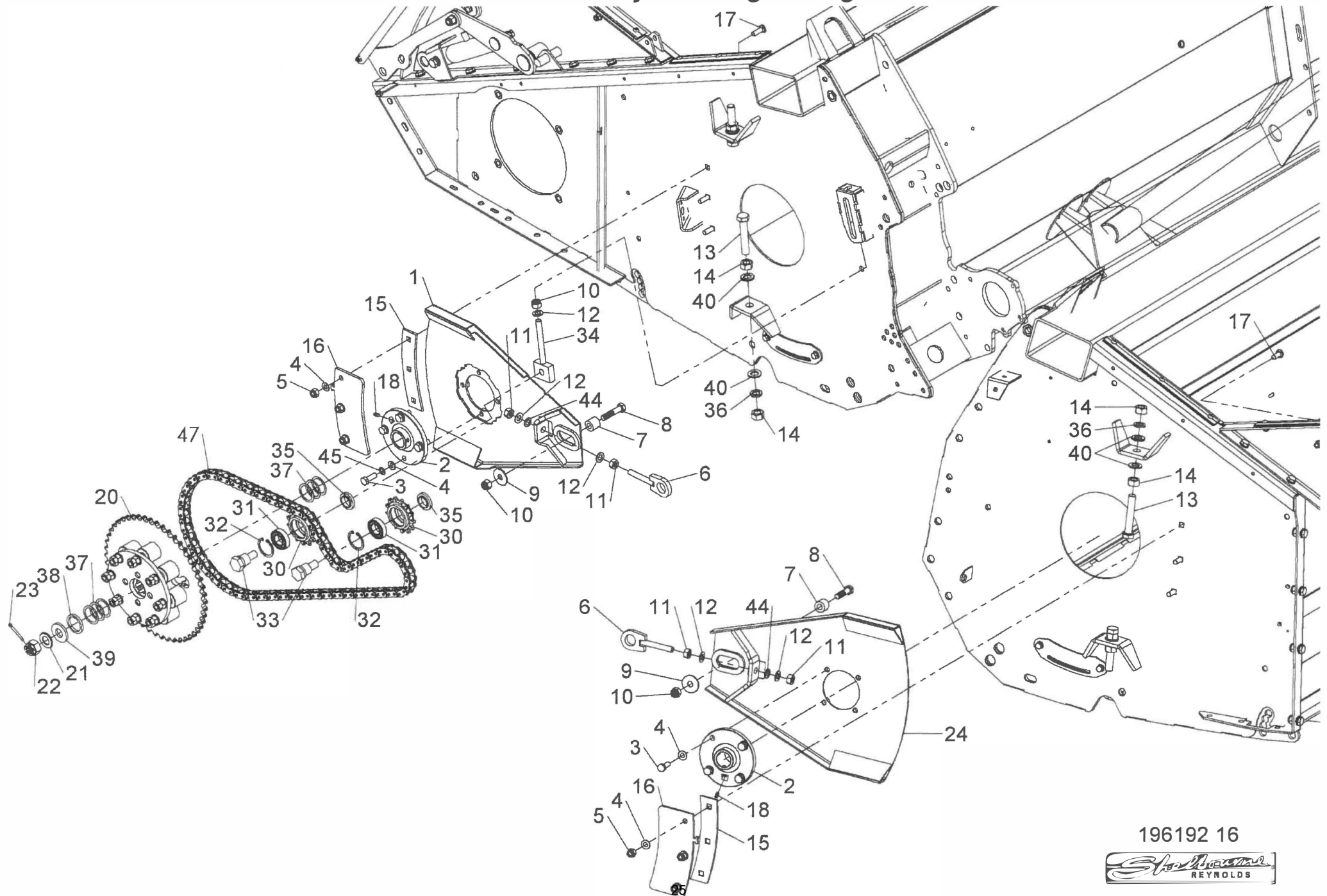


196192 01
196192 02
196192 03
196192 14
196192 16

Shelbourne Reynolds Engineering Limited

ASSY NUMBER: 196192 16				ASSY DESCRIPTION: AUGER MTG SUB ASSY			
ITEM	PART NO	DESCRIPTION	QTY	ITEM	PART NO	DESCRIPTION	QTY
1	199475 01	ADJUSTER PLATE LH	1	40	WSH-0024	PLAIN WASHER	8
2	BRG-23560	CAST SUPPORT	2	41			
3	HSS-0194	SET SCREW	8	42			
4	WSH-0015	PLAIN WASHER	6	43			
5	NUT-0265	NYLOC NUT	6	44	WSH-0065	SPRING WASHER	2
6	200405 01	ADJUSTER	2	45	WSH-0061	SPRING WASHER	8
7	200499 01	SPACER	2	46	190548 04	SHIM (40x18x1)	A/R
8	BLTA12350	BOLT	2	47	CHN-01991	CHIAN (99 LINKS c/w JOINER)	1
9	190119 26	WASHER	2	47a	CHN-01910	CHAIN HALF LINK	
10	NUT-0269	NYLOC NUT	3	47b	CHN-01901	JOINING LINK	
11	NUT-0170	PLAIN NUT	4				
12	WSH-0018	PLAIN WASHER	5				
13	HSS-0330	SET SCREW	4				
14	NUT-0180	PLAIN NUT	8				
15	200407 01	SUPPORT PLATE	2				
16	200408 01	OVERLAP PLATE	2				
17	BLT-3750	COACHBOLT	6				
18	NIP-00600	GREASE NIPPLE	2				
19							
20	KIT-00121	AUGER SLIP CLUTCH (SEE PARTS LIST KIT-00121)	1				
21	WSH-0030	PLAIN WASHER	1				
22	NUT-0580	CASTLE NUT	1				
23	PIN-1150	SPLIT PIN	1				
24	197711 01	ADJUSTER PLT RH	1				
25							
26							
27							
28							
29							
30	131041 01	SPROCKET IDLER	2				
31	BRG-1995	BEARING	2				
32	CIR-0470	CIRCLIP	2				
33	190060 11	IDLER SPINDLE	2				
34	191777 01	IDLER ADJ SCREW	1				
35	191040 01	IDLER SPACER	2				
36	WSH-0070	SPRING WASHER	4				
37	190119 95	WASHER	6				
38	190119 82	WASHER	1				
39	190119 47	WASHER	1				

Shelbourne Reynolds Engineering Limited

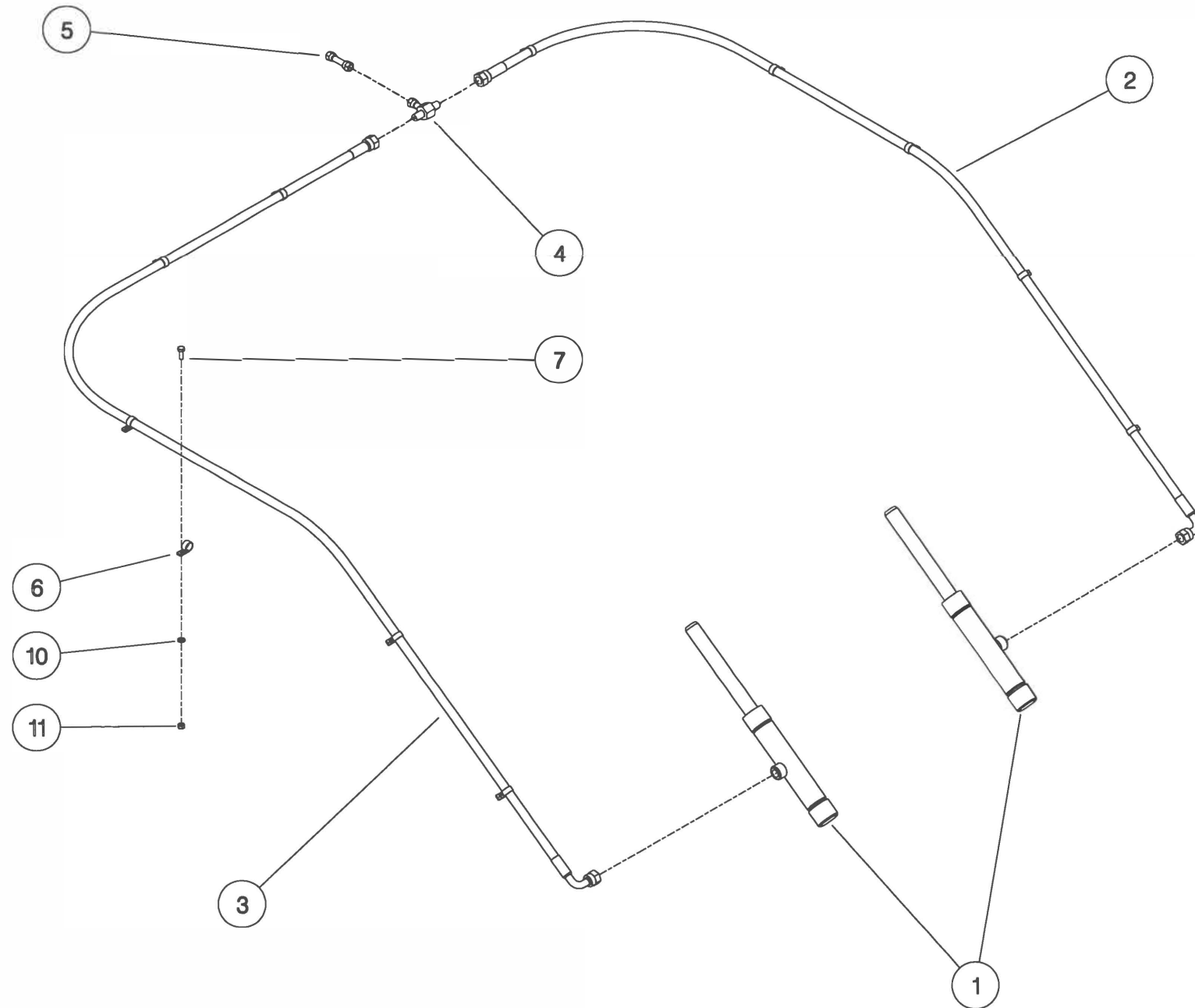


196192 16

Shelbourne Reynolds Engineering Limited

ASSY NUMBER: 196193 10				ASSY DESCRIPTION: HYDRAULIC CIRCUIT SUB			
ITEM	PART NO	DESCRIPTION	QTY	ITEM	PART NO	DESCRIPTION	QTY
1	195075 01	HYDRAULIC RAM	2				
1a	RMSK00030	SEAL KIT (SPARES)					
2	HHBC29510	HYDRAULIC HOSE LH	1				
3	HHBC56610	HYDRAULIC HOSE RH	1				
4	HPPD07100	HYD TEE FITTING	1				
5	FIT-0213	HYD BULKHEAD FITTING	1				
6	CLP-01012	P CLIP	8				1
7	SCW-4960	BUTTON SKT.HD SCREW	4				1
10	WSH-0009	PLAIN WASHER	4				
11	NUT-0260	NYLOC NUT	4				

Shelbourne Reynolds Engineering Limited

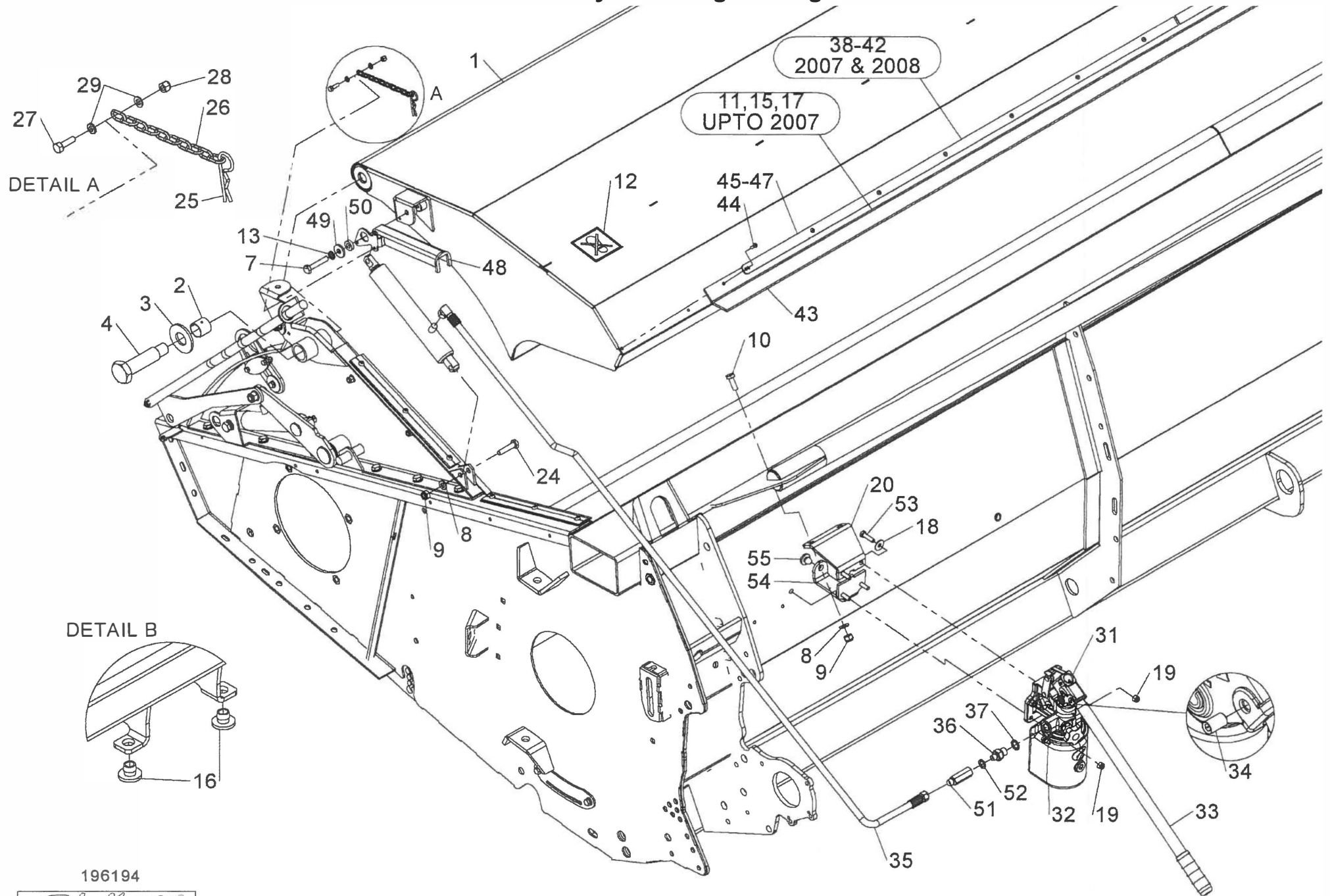


196193

Shelbourne Reynolds Engineering Limited

ASSY NUMBER: 196194 10				ASSY DESCRIPTION: TOP DOOR COWL ASSY 6.0(20')Cvs			
ITEM	PART NO	DESCRIPTION	QTY	ITEM	PART NO	DESCRIPTION	QTY
1	197306 01	COWL ASSY (2005 & ON)	1	35	HHCC10505	HYD HOSE ASSY (2015 & ON)	1
OR	194996 01	COWL ASSY (UPTO 2004)	1	OR	HHCC11505	HYD HOSE ASSY (2007 - 2014)	1
2	BSHK03056	BUSH	2	36	FIT-0025	MM ADPT (2015&ON)	1
3	192813 01	LARGE WASHER	2	OR	HAPAA0305	HYD REST (2007-2014)	
4	192812 01	COWL PIN	2	37	WSH-1010	DOWTY WASHER (2007&ON)	1
5	NIP-0001	GREASE ZERK (UPTO 2009)	2	38	197615 05	CLAMP STRIP (END) (2007-2009)	2
6	GSTA14406	GAS STRUTT (UPTO 2007)	2	39	197615 10	CLAMP STRIP (HANDL) (2007-2009)	2
7	BLTA10350	BOLT	1	40	197615 11	CLAMP STRIP (INNER) (2007-2009)	2
8	WSH-0015	PLAIN WASHER	3	41	197615 13	CLAMP STRIP (SMALL) (2007-2009)	2
9	NUT-0265	NYLOC NUT (2007&ON)	3	42	197615 08	CLAMP STRIP (CENTRE) 2007-2009)	2
10	HSS-0194	SETSCREW (2007&ON)	2	43	198066 04	SEALING STRIP (2009&ON)	1
11	EDS-11684	SEAL STRIP (UPTO 2007)	1	OR	197602 02	SEALING STRIP (2007 & 2008)	1
12	192718 01	TRANSFER	2	44	POP-0006	POP RIVET (2009&ON)	31
13	WSH-0061	SPRING WASHER	1	45	198067 01	CLAMP STRIP (1304mm) (2011&ON)	1
14	197289 01	SEAL CLAMP PLATE (UPTO 2007)	2	46	198067 02	CLAMP STRIP (1194mm) (2011&ON)	3
15	197289 02	SEAL CLAMP PLATE (UPTO 2007)	4	47	198067 03	CLAMP STRIP (1104mm) (2011&ON)	1
16	197810 01	BUMP STOP	4	48	198311 01	RAM STOP (CVS**100149 & ON)	1
17	HSS-0140	SETSCREW (UPTO 2007)	16	49	190119 75	WASHER (CVS**100149 & ON)	1
18	WSH-1038	WASHER	4	50	190119 79	WASHER (CVS**100149 & ON)	1
19	NUT-0263	NYLOC NUT	4	51	HVB-93000	FLOW RESTRIC'R (2015&ON)	1
20	199831 01	HAND PUMP BRACKET (2015&ON)	1	52	WSH-1005	DOWTY WSH (2015 & ON)	1
OR	197607 01	HAND PUMP BRACKET (2007-2014)		53	HSS-0150	BOLT (2015 & ON)	4
21	197606 01	STORAGE BRKT (2007-CVS**100148)	1	54	199832 01	PUMP BRKT BTM (2015 & ON)	1
22	197605 01	RAM STOP (2007-CVS**100148)	1	55	RUB-0330	RUBBER GROMMET (2015 & ON)	1
23	PIN-1720	D PIN (2007-CVS**100148)	1				
24	BLTA10290	BOLT	1				
25	CLP-00103	R CLIP (2007 & ON)	1				
26	CHN-0145	CHAIN (2007&ON)	0.17				
27	HSS-0086	SET SCREW (2007&ON)	1				
28	NUT-0260	NYLOC NUT (2007&ON)	1				
29	WSH-0009	PLAIN WASHER (2007&ON)	2				
30	197601 01	HYDRAULIC CYLINDER ASSY	1				
30a	RMSK00030	RAM SEAL KIT					
31	JAC-00227	HYD HAND PUMP (2015&ON)	1				
OR	JAC-00226	HYD HAND PUMP (2007-2014)	1				
32	JAC-00222	HYD RESEVOIR (2015&ON)	1				
OR	JAC-00221	HYD RESEVOIR (2007-2014)					
33	JAC-00230	JACK HANDLE (2007&ON)	1				
34	SCW-4530	GRUBSCREW (2007&ON)	1				

Shelbourne Reynolds Engineering Limited

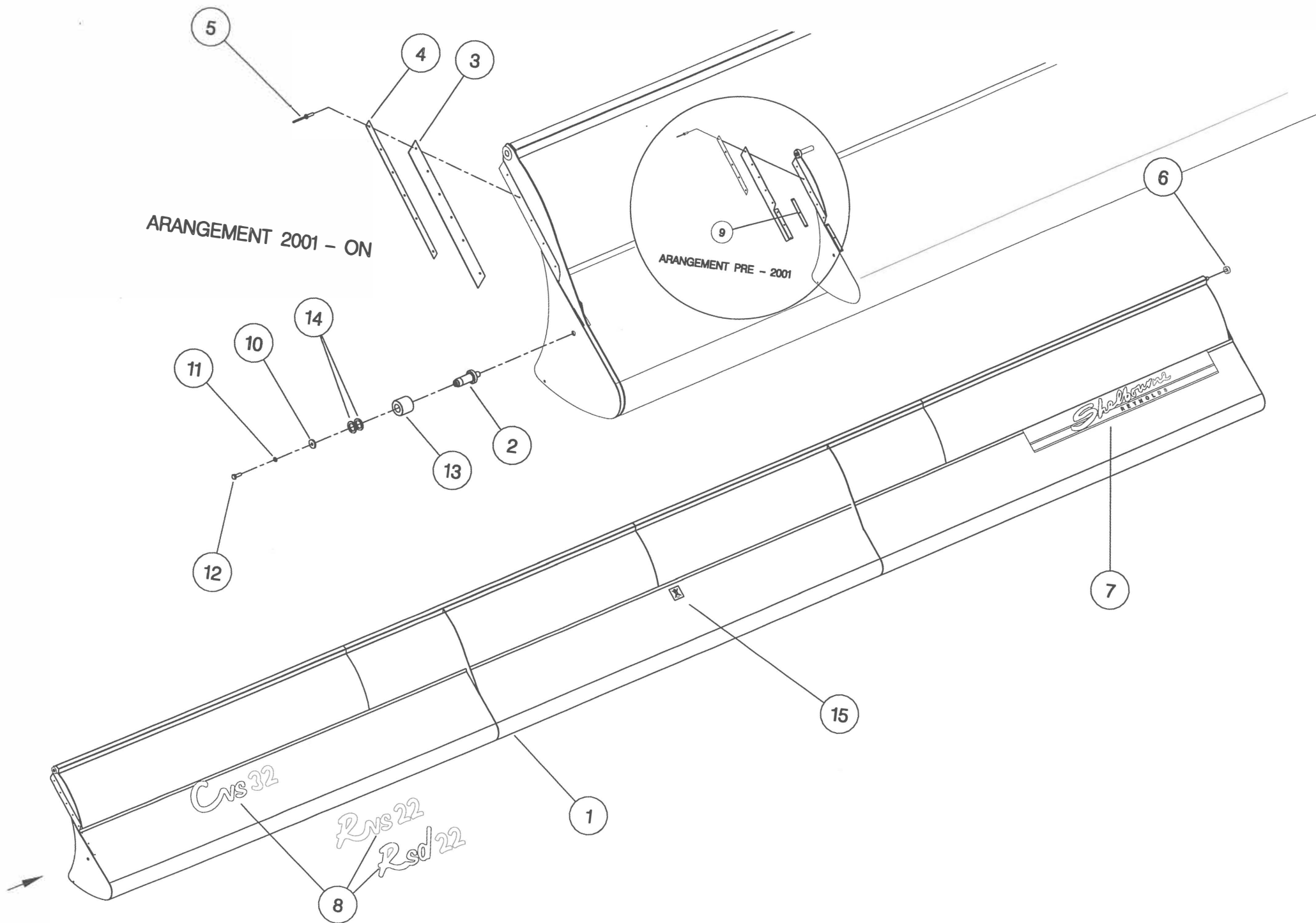


196194



Shelbourne Reynolds Engineering Limited

ASSY NUMBER:		196195 10	ASSY DESCRIPTION: ADJ.CROP DEFLECTOR SUB ASSY Cvs20				
ITEM	PART NO	DESCRIPTION	QTY	ITEM	PART NO	DESCRIPTION	QTY
1	194901 01	ADJ.CROP DEFLECTOR	1				
2	195379 01	SPINDLE (2002 & ON)	2				
OR	192687 01	SPINDLE (UP TO 2001)	2				
3	195432 01	SEAL STRIP(2002 & ON)	2				
OR	195139 01	SEAL STRIP(UP TO 2001)	2				
4	195433 01	CLAMP STRIP(2002 & ON)	2				
OR	194485 01	CLAMP STRIP(UP TO 2001)	2				
5	POP-0006	POP RIVET	12				
6	191642 01	ROLLER	2				
7	191981 01	EMBLEM(SHELBOURNE REYNOLDS)	1				
8	199015 07	EMBLEM(Cvs20)WHITE	1				
OR	194500 07	EMBLEM(Cvs20)RED	1				
9	195140 01	FRONT CLAMP STRIP(TO 2001)	2				
10	190119 08	PLAIN WASHER	2				
11	WSH-0058	SPRING WASHER	2				
12	HSS-0140	SETSCREW	2				
13	192688 01	NYLON ROLLER	2				
14	190119 20	WASHER (UPTO 2012)	4				
15	192718 01	TRANSFER	1				



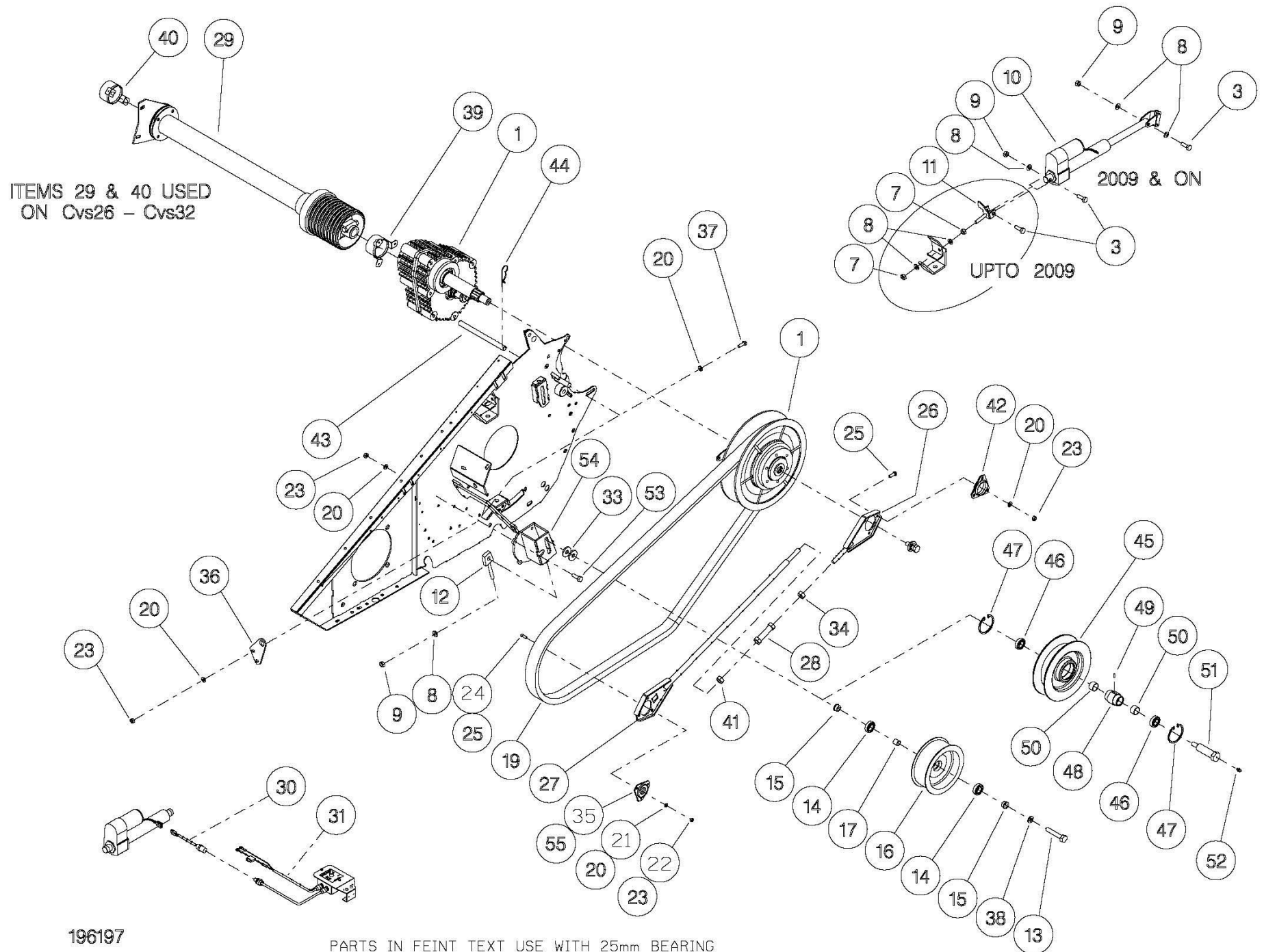
Shelbourne Reynolds Engineering Limited

ASSY NUMBER: 196197 02				ASSY DESCRIPTION: INPUT GEARBOX MOUNTING SUB ASSY CVS 18-24			
ITEM	PART NO	DESCRIPTION	QTY	ITEM	PART NO	DESCRIPTION	QTY
1	GEA-0053	INPUT GEARBOX ASSY	1	31	KIT-01287	VARISPEED CONTROL (PRE 2004)	1
2				32	194612 02	SPACER	1
3	BLTA12380	BOLT	2	33	190119 07	WASHER	2
4				34	NUT-0180	PLAIN NUT	1
5				35	BRG-7080	BEARING (25mm)	1
6				36	195028 01	TIE ROD PLATE	1
7	NUT-0170	NUT	2	37	HSS-0194	SET SCREW	2
8	WSH-0018	WASHER	5	38	WSH-0070	WASHER	1
9	NUT-0269	NUT	2	39	KIT-00527	PTO END GUARD	1
10	MOTE11006	ACTUATOR	1	40			
11	194223 01	ADJUSTER BRACKET	1	41	NUTA11160	PLAIN NUT	1
12	194523 01	ADJUSTER ASSY	1	42	BRG-0240	BEARING	1
13	BLTA16530	BOLT	1	43	197102 01	LOCATING BAR (2005 ON)	1
14	BRG-1995	BEARING	2	44	RCL-0015	R CLIP (2005 ON)	2
15	193871 03	SPACER	2	45			
16	194227 01	IDLER	1	46			
17	194410 01	SPACER	1	47			
18				48			
19	BEL-26361	BELT (2007 & ON)	1	49			
				50			
OR	BEL-25357	BELT (UP TO 2007)	1	51			
				52			
20	WSH-0015	WASHER (2007&ON)	15	53	SCW-0516	BUT SK SCREW(2007&ON)	5
OR	WSH-0015	WASHER (UPTO 2007)	10	54	195945 01	IDLER MTG BRKT (2007 & ON)	1
21	WSH-0012	WASHER	3	55	BRG-0240	BEARING (30mm) (2003 & ON)	1
22	NUT-0263	NUT	5				
23	NUT-0265	NUT (2007&ON)	13				
OR	NUT-0265	NUT (UPTO 2007)	8				
24	BLT-2730	COACHBOLT	3				
25	BLT-3750	COACHBOLT	6				
26	197529 01	TIE ROD END ASSY (2007 & ON)	1				
OR	194378 01	TIE ROD END ASSY (UPTO 2007)	1				
27	197530 01	TIE BAR ASSY (2007 & ON)	1				
OR	195863 01	TIE BAR ASSY (30mm UPTO 2007)	1				
OR	194376 01	TIE BAR ASSY (25mm BEARING)	1				
28	194379 01	TIE ROD ADJUSTER	1				
29							
30	KIT-01256	VARISPEED CONTROL(HEADER)	1				

Shelbourne Reynolds Engineering Limited

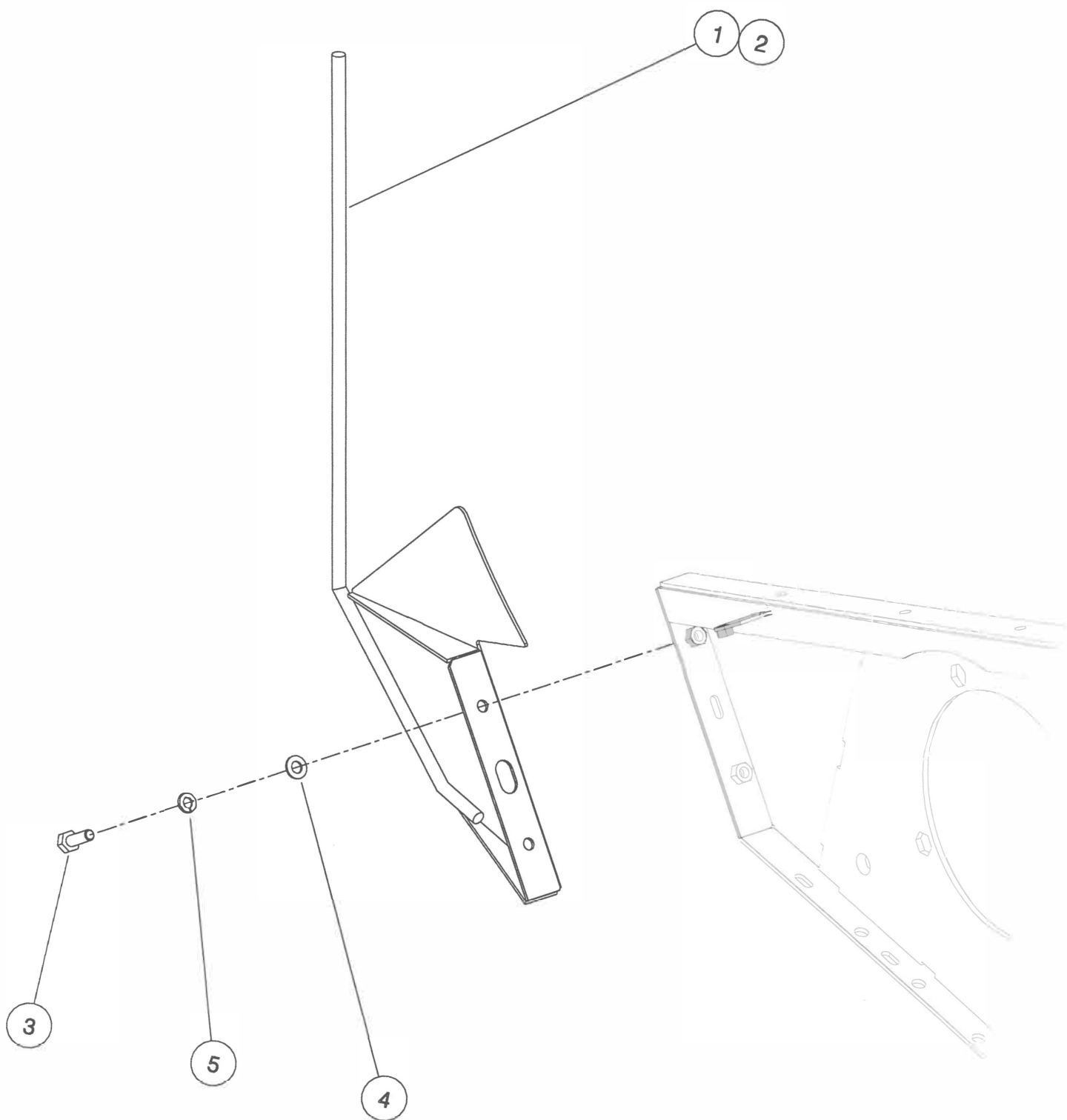
ASSY NUMBER: 196197 03				ASSY DESCRIPTION: INPUT GEARBOX MTG SUB ASSY Cvs18-24			
ITEM	PART NO	DESCRIPTION	QTY	ITEM	PART NO	DESCRIPTION	QTY
1	GEA-0054	INPUT GEARBOX ASSY	1	33	190119 07	WASHER	2
2				34	NUT-0180	PLAIN NUT	1
3	BLTA12380	BOLT	2	35			
4				36	195028 01	TIE ROD PLATE	1
5				37	HSS-0194	SET SCREW	2
6				38	WSH-0070	WASHER	1
7	NUT-0170	NUT (UPTO 2009)	2	39	KIT-00527	PTO END GUARD	1
8	WSH-0018	WASHER	4	40			
9	NUT-0269	NUT	3	41	NUTA11160	PLAIN NUT	1
10	MOTE11006	ACTUATOR	1	42	BRG-0240	BEARING	1
11	194223 01	ADJUSTER BRACKET (UPTO 2009)	1	43	197102 01	LOCATING BAR	1
12	194523 01	ADJUSTER ASSY	1	44	RCL-0015	R-CLIP	2
13	BLTA16530	BOLT	1	45			
14	BRG-1995	BEARING	2	46			
15	193871 03	SPACER	2	47			
16	194227 01	IDLER	1	48			
17	194410 01	SPACER	1	49			
18				50			
19	BEL-27357	BELT 57x30.3	1	51			
20	WSH-0015	WASHER	10	52			
OR	WSH-0015	WASHER (2007-08)	15	53	SCW-0516	BUT SK SCREW(2007-08)	5
21				54	195945 01	IDLER MTG BRKT (2007-08)	1
22				55	BRG-23000	BEARING (2011 & ON)	1
23	NUT-0265	NUT	8	OR	BRG-0240	BEARING (UPTO 2011)	1
OR	NUT-0265	NUT (2007-08)	13				
24							
25	BLT-3750	COACHBOLT	6				
26	197529 01	TIE ROD END ASSY(2007 & ON)	1				
OR	194378 01	TIE ROD END ASSY(UP TO 2007)	1				
27	197530 01	TIE BAR ASSY (2007 & ON)	1				
OR	195863 01	TIE BAR ASSY (UP TO 2007)	1				
28	198812 01	TIE ROD ADJUSTER	1				
29							
30	KIT-01256	VARI SPEED CONTROL(HEADER)	1				
31							
32							

Shelbourne Reynolds Engineering Limited



Shelbourne Reynolds Engineering Limited

ASSY NUMBER: 196198 01				ASSY DESCRIPTION: DIVIDER SUB ASSY			
ITEM	PART NO	DESCRIPTION	QTY	ITEM	PART NO	DESCRIPTION	QTY
1	194501 01	DIVIDER ASSY LH	1				
2	194501 02	DIVIDER ASSY RH	1				
3	HSS-0191	SETSCREW	4				
4	WSH-0015	PLAIN WASHER	4				
5	WSH-0061	SPRING WASHER	4				



196198 01

Shelbourne Reynolds Engineering Limited

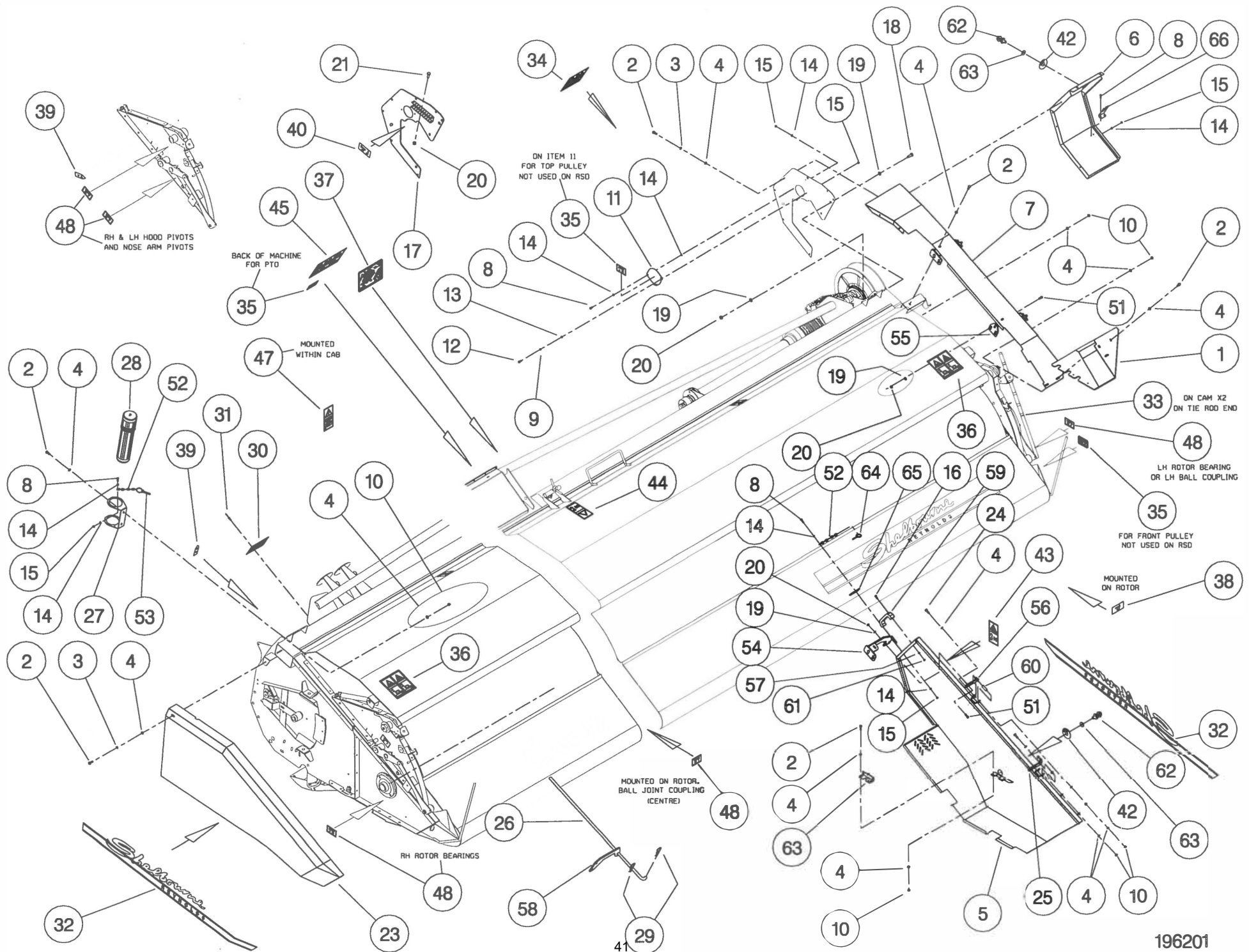
ASSY NUMBER:		ASSY DESCRIPTION: EMBLEMS AND GUARDS SUB Cvs (UPTO 2003)					
ITEM	PART NO	DESCRIPTION	QTY	ITEM	PART NO	DESCRIPTION	QTY
1	195418 01	FRONT L.H. GUARD(2002 ON)	1	33			
OR	195031 01	FRONT L.H. GUARD(TO 2001)	1	34	TNF-0011	EMBLEM (READ MANUAL)	1
2	HSS-0140	SET SCREW	17	35	127075 12	EMBLEM (GREASE 10 HOURS)	3
3	WSH-0058	SPRING WASHER	13	36	TNF-0010	EMBLEM (FLYING OBJECTS)	2
4	WSH-1038	PENNY WASHER	20	37			
5	195559 01	LH SIDE GUARD(LATE 2002 ON)	1	38	193395 01	EMBLEM (TENSILOCK)	4
OR	195413 01	LH SIDE GUARD(EARLY 2002)		39	190702 04	EMBLEM (SLING POINT)	4
OR	195021 01	LH SIDE GUARD(UP TO 2002)		40	195391 01	EMBLEM (SHEARBOLT PART No.)	1
6	195852 01	L.H. REAR GUARD(2003 ON)	1	41			
OR	195415 01	L.H. REAR GUARD(2002 ONLY)		42	192953 01	EMBLEM (1/4 TURN) (PRE 2003)	1
OR	195037 01	L.H. REAR GUARD(UP TO 2002)		43	193392 01	EMBLEM (STOP ENG BEFORE...)	1
7	195017 01	L.H. TOP GUARD	1	44	193393 01	EMBLEM (STOP ENG BEFORE...)	1
8	HSS-0084	SET SCREW	1	45	TNF-0012	EMBLEM (DONT HANG CHAIN)	1
9	WSH-0056	SPRING WASHER	1			(PTO GUARD)	
10	NUT-0263	NYLOC NUT	17			(AUGER ROTOR SPEED)	
11	191355 01	COVER	1	46			
12	SCW-4701	THUMB SCREW	1	47	193394 01	EMBLEM (ENGAGE STRIP ROTOR)	1
13	WSH-1036	PENNY WASHER	1	48	127075 16	EMBLEM (GREASE 50 HOURS)	7
14	WSH-0009	PLAIN WASHER	4	49			
15	NUT-0260	NYLOC NUT	4	50	HSS-0145	SET SCREW	6
16	HSS-0058	SET SCREW	2	51	BLTF10231	COACH BOLT	8
17	194921 01	LH REAR BACK PLATE ASSY	1	52	CHN-0145	CHAIN	0.17
18	HSS-0198	SET SCREW	5	52	CHN-0145	CHAIN (2003 ON)	0.17
19	WSH-0015	PLAIN WASHER	18	53	RCL-0015	R CLIP	1
20	NUT-0265	NYLOC NUT	18	54	195386 01	REAR GUARD HINGE ASSY	1
21	BLTA10380	SHEARBOLT	5	55	195383 01	FRONT GUARD HINGE ASSY	1
22	BPG-00200	BODY PLUG	1	56	195387 01	HINGE	2
23	194873 01	R.H. GUARD ASSY	1	57	WSH-0006	PLAIN WASHER	2
24	BLTA08440	BOLT	2	58	197515 01	TIE ROD SUPP.(MID 2006 & ON)	1
25				OR	195417 01	TIE ROD SUPP.(2002-MID 2006)	1
26	195879 01	STAY ROD (2003 ON)	1	OR	194877 01	TIE ROD SUPP.(UP TO 2001)	1
OR	195038 01	STAY ROD (UPTO 2003)	1	59	HND-0000	PLASTIC HANDLE(2002 ON)	1
27	194364 01	CANNISTER BRACKET	1	60	195449 02	SPACER(50.5 LG LATER 2002)	2
28	WDA-00025	CANNISTER	1	OR	195449 01	SPACER(38.5 LG EARLY 2002)	2
29	RCL-0010	R CLIP (UP TO 2003)	2	61	NUT-0258	NYLOC NUT	2
30	191359 01	IDENTIFICATION PLATE	1	62	LTC-0010	¼ TURN FASTENER(2002 ONLY)	1
31	POP-0006	POP RIVET	4	63	LTC-0012	RETAINING WASHER(2002 ONLY)	1
32	195470 01	EMBLEM (STRIPES & SRE)	2	OR	LTC-00040	SLAM LATCH(UP TO 2002)	1

Shelbourne Reynolds Engineering Limited

ASSY NUMBER: 196201 01				ASSY DESCRIPTION: EMBLEMS AND GUARDS SUB Cvs(UP TO 2003)			
ITEM	PART NO	DESCRIPTION	QTY	ITEM	PART NO	DESCRIPTION	QTY
64	PIN-01950	LYNCH PIN(2003 ON)	1				
65	195412 02	LATCH PLATE (2003 ON)	1				
66	195036 01	STAY CATCH (2003 ON)	1				

Shelbourne Reynolds Engineering Limited

ASSY NUMBER: 196201 02				ASSY DESCRIPTION: EMBLEMS AND GUARDS SUB (2004 ON)			
ITEM	PART NO	DESCRIPTION	QTY	ITEM	PART NO	DESCRIPTION	QTY
1	197103 01	FRONT L.H. GUARD	1	39	190702 04	EMBLEM (SLING POINT)	4
2	HSS-0140	SET SCREW	17	40	195391 01	EMBLEM (SHEARBOLT PART No.)	1
3	WSH-0058	SPRING WASHER	13	41			
4	WSH-1038	PENNY WASHER	20	42			1
5	195559 01	LH SIDE GUARD	1	43	193392 01	EMBLEM (STOP ENG BEFORE...)	1
6	195852 01	L.H. REAR GUARD	1	44	193393 01	EMBLEM (STOP ENG BEFORE...)	1
7	195017 01	L.H. TOP GUARD	1	45	TNF-0012	EMBLEM (DONT HANG CHAIN) (PTO GUARD) (AUGER ROTOR SPEED)	1
8	HSS-0086	SET SCREW	4				
9	WSH-0056	SPRING WASHER	1	46			
10	NUT-0263	NYLOC NUT	17	47	193394 01	EMBLEM (ENGAGE STRIP ROTOR)	1
11	191355 01	COVER	1	48	127075 16	EMBLEM (GREASE 50 HOURS)	7
12	SCW-4701	THUMB SCREW	1	49			
13	WSH-1036	PENNY WASHER	1	50	HSS-0145	SET SCREW	6
14	WSH-0009	PLAIN WASHER	9	51	BLTF10231	COACH BOLT	8
15	NUT-0260	NYLOC NUT	5	52	CHN-0145	CHAIN	0.17
16	HSS-0058	SET SCREW	2	52	CHN-0145	CHAIN	0.17
17	195938 01	LH REAR BACK PLATE ASSY	1	53	RCL-0015	R CLIP	1
18	HSS-0198	SET SCREW	5	54	195386 01	REAR GUARD HINGE ASSY	1
19	WSH-0015	PLAIN WASHER	18	55	195383 01	FRONT GUARD HINGE ASSY	1
20	NUT-0265	NYLOC NUT	18	56	195387 01	HINGE (MID 2008 & ON)	1
21	BLTA10380	SHEARBOLT	5	OR	195387 01	HINGE (UPTO MID 2008)	2
22				57	WSH-0006	PLAIN WASHER	2
23	194873 01	R.H. GUARD ASSY	1	58	197515 01	TIE ROD SUPP. (MID 2006 & ON)	1
24	BLTA08440	BOLT	2	OR	195417 01	TIE ROD SUPP. (UPTO MID 206)	1
25	197782 01	LOCKING HINGE	1	59	HND-0000	PLASTIC HANDLE	1
26	195879 01	STAY ROD (UPTO MID 2008)	1	60	195449 02	SPACER	2
27	194364 01	CANNISTER BRACKET	1	61	NUT-0258	NYLOC NUT	2
28	WDA-00025	CANNISTER	1	62			
29				63			
30	191359 01	IDENTIFICATION PLATE	1	64	PIN-01950	LYNCH PIN	1
31	POP-0006	POP RIVET	4	65	195412 02	LATCH PLATE	1
32	195470 01	EMBLEM (STRIPES & SRE)	2	66	195036 01	STAY CATCH (UPTO MID 2008)	1
33	21616337	LABEL (GREASE SYMBOL)	3				
34	TNF-0011	EMBLEM (READ MANUAL)	1				
35	127075 12	EMBLEM (GREASE 10 HOURS)	3				
36	TNF-0010	EMBLEM (FLYING OBJECTS)	2				
37	197612 01	EMBLEM (HEADER MAINTENANCE)	1				
38	193395 01	EMBLEM (TENSILOCK)	4				

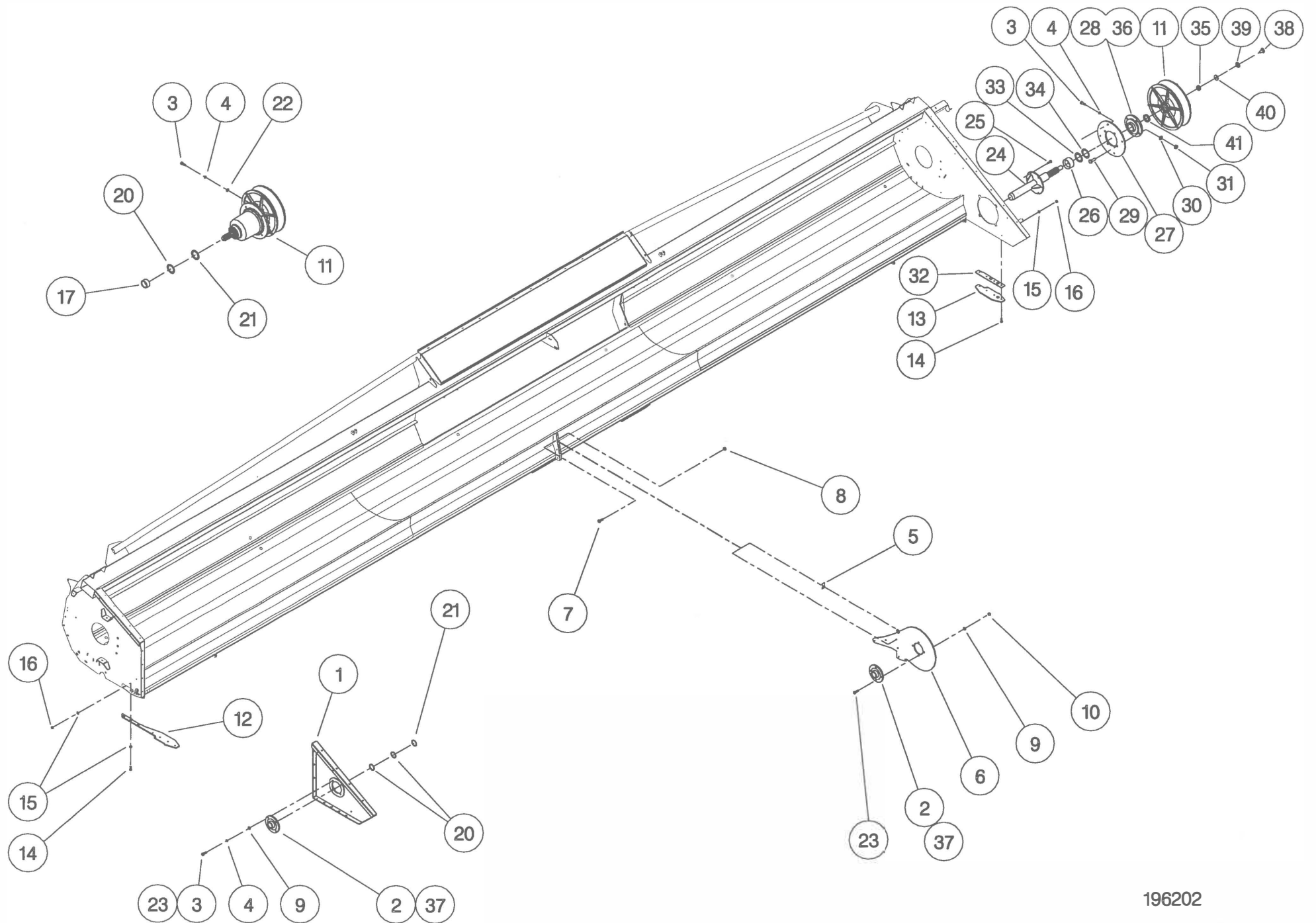


Shelbourne Reynolds Engineering Limited

ASSY NUMBER: 196202 01				ASSY DESCRIPTION: ROTOR MTG SUB ASSY			
ITEM	PART NO	DESCRIPTION	QTY	ITEM	PART NO	DESCRIPTION	QTY
1	194915 01	RH SIDE PLATE W/A	1				
2	BRG-3275	BEARING	2				
3	HSS-0241	SETSCREW	7				
4	WSH-0065	WASHER	8				
5	194401 01	SHIM	3				
6	194400 01	DIVISION PLATE	1				
7	BLTA12290	BOLT	5				
8	NUTA07120	AERO-TIGHT NUT	5				
9	WSH-0018	WASHER	8				
10	NUT-0269	NUT	4				
11	GEA-0063	ROTOR GEARBOX ASSY	1				
12	194404 01	DIVIDING PLATE RH	1				
13	194402 01	DIVIDING PLATE LH	1				
14	SCW-0516	SCREW	11				
15	WSH-0015	WASHER	14				
16	NUT-0265	NUT	11				
17	193071 02	SPACER	1				
18							
19							
20	192876 01	SHIM					
21	192876 02	SHIM					
22	190119 04	WASHER	4				
23	HSS-0250	SETSCREW	5				
24							
25							
26							
27							
28							
29							
30							
31							
32	197123 01	FOOT PACKER PLATE	1				
33							
34							
35							
36							
37	NIP-00600	GREASE NIPPLE	2				

Shelbourne Reynolds Engineering Limited

ASSY NUMBER: 196202 02				ASSY DESCRIPTION: ROTOR MTG SUB ASSY			
ITEM	PART NO	DESCRIPTION	QTY	ITEM	PART NO	DESCRIPTION	QTY
1	194915 01	RH SIDE PLATE W/A	1	33	190548 30	WASHER	2
2	BRG-3275	BEARING	2	34	190548 31	WASHER	2
3	HSS-0235	SETSCREW	7	35	190548 56	SPACER (2007 & ON) (3mm)	1
4	WSH-0065	WASHER	8	OR	197115 02	SPACER(2005 & 2006) (6mm)	1
5	194401 01	SHIM	3	OR	197115 01	SPACER(UP TO 2005) (11.5mm)	1
6	194400 01	DIVISION PLATE	1	36	NIP-0001	GREASE NIPPLE	1
7	BLTA12290	BOLT	5	37	NIP-00600	GREASE NIPPLE	2
8	NUTA07120	AERO-TIGHT NUT	5	38	HSS-0315	SETSCREW	1
9	WSH-0018	WASHER	8	OR	197485 01	RETAINING STUB (2007-2010)	1
10	NUT-0269	NUT	4	39	WSHA30161	LOCKWASHER (2011 & ON)	1
11	KIT-01385	PULLEY ASSY (2010 & ON) (BOLT IN HUBS)	1	OR	WSH-0070	SPRING WASHER(UPTO 2011)	1
OR	KIT-01320B	PULLEY ASSY (2007-2009) CONSULT SHELBOURNE REYNOLDS	1	40	190119 99	WASHER(NOT 2007-2010)	1
OR	KIT-01320A	PULLEY ASSY (2007 & 2008) CONSULT SHELBOURNE REYNOLDS	1	41	197487 01	SPACER (2007-2008)	1
OR	KIT-01320	PULLEY ASSY (UP TO 2007)	1	ONLY REQUIRED IF ITEM 24 IS 197109 01			
12	194404 01	DIVIDING PLATE RH	1				
13	194402 01	DIVIDING PLATE LH	1				
14	SCW-0516	SCREW	11				
15	WSH-0015	WASHER	20				
16	NUT-0265	NUT	11				
17							
18							
20	192876 01	SHIM					
21	192876 02	SHIM					
22							
23	HSS-0250	SETSCREW	5				
24	198077 01	DRIVE SHAFT W/A (2009 & ON)	1				
OR	197109 01	DRIVE SHAFT W/A (UPTO 2009)	1				
25	HSSG10204	SET SCREW	6				
26							
27	195922 01	BEARING SUPPORT	1				
28	BRG-26041	BEARING	1				
29	HSS-0318	SETSCREW	4				
30	WSH-0024	WASHER	4				
31	NUT-0271	NUT	4				
32	197123 01	FOOT PACKER PLATE	1				



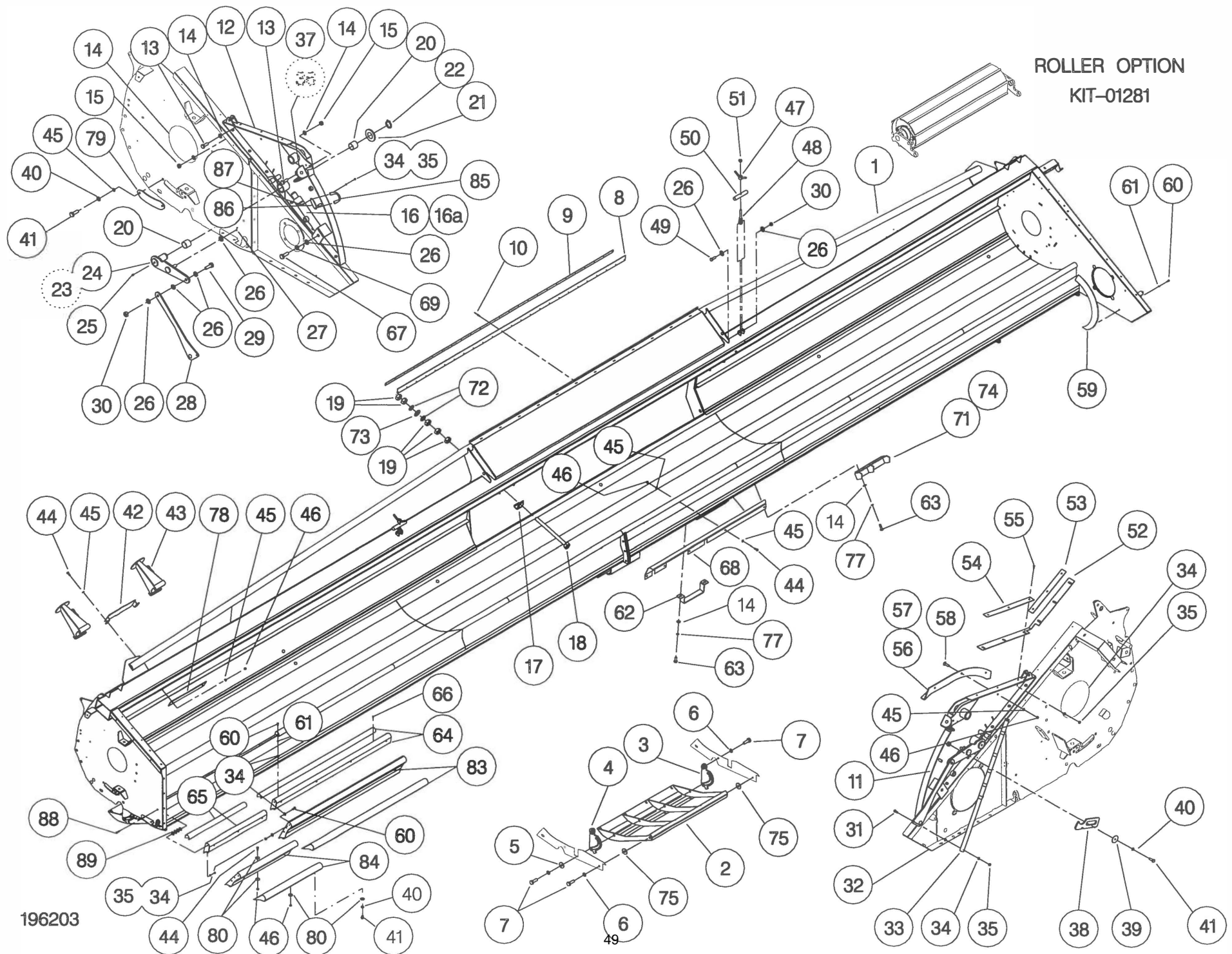
196202

Shelbourne Reynolds Engineering Limited

ASSY NUMBER: 196203 10				ASSY DESCRIPTION: FRAME & PARTS SUB Cvs/Rvs20			
ITEM	PART NO	DESCRIPTION	QTY	ITEM	PART NO	DESCRIPTION	QTY
1	197371 01	20 MAIN FRAME (2007 & ON)	1	35	NUT-0260	NUT	17
OR	197118 01	Cvs20 MAIN FRAME(UPTO 2007)		36	194381 01	LIGHT BRACKET LH	1
2	194395 01	SKID	2	37	194381 02	LIGHT BRACKET RH	1
3	193828 01	SKID ADJUSTER PLATE LH	2	38	192809 01	NOSE STOP LATCH	1
4	193828 02	SKID ADJUSTER PLATE RH	2	39	190119 05	WASHER	1
5	190119 07	WASHER	8	40	WSH-0058	SPRING WASHER	16
6	WSH-0070	WASHER	16	41	HSS-0135	SET SCREW	16
7	HSS-0316	SET SCREW	16	42	193221 01	HEADER STAND BRACKET	1
8	194545 01	RUBBER SEAL	1	43	193222 01	HEADER FRONT STAND	2
9	194493 01	CLAMP STRIP	1	44	HSS-0140	SET SCREW	32
10	POP-0006	POP RIVET	25	45	WSH-0012	PLAIN WASHER	17
11	194913 01	TOP SIDE PLATE LH	1	46	NUT-0263	NYLOC NUT	38
12	194913 02	TOP SIDE PLATE RH	1	47	193244 01	RETAINING NUT	2
13	HSS-0191	SET SCREW	26	48	193248 01	RETAINING SCREW	2
14	WSH-0015	PLAIN WASHER	38	49	BLTA12380	BOLT	2
15	NUT-0265	NYLOC NUT	14	50	193251 01	RETAINING BAR	2
16	195075 01	HYDRAULIC RAM	2	51	NUT-0170	PLAIN NUT	2
16a	RMSK00030	RAM SEAL KIT		52	194000 01	RUBBER SEAL	2
17	194987 01	LOCKING ASSY	2	53	193233 02	SEAL CLAMP	2
18	HSSA24994	SET SCREW	2	54	193229 01	SEAL CLAMP LONG	2
19	NUT-0190	PLAIN NUT	10	55	SCW-4960	BUTT SCK HD SCREW	12
20	BSH-3070	BUSH	4	56	194385 01	RUNNER ASSY LH	1
21	WSH-1547	PLAIN WASHER	2	57	194385 02	RUNNER ASSY RH	1
22	CIR-1150	CIRCLIP	2	58	SCW-1735	CSK SOC HD SCREW	6
23	194538 06	LIFT ARM LH (2002 ON)	1	59	193363 01	ROTOR DEFLECTOR	2
OR	194538 01	LIFT ARM RH (PRE 2002)		60	HSS-0084	SET SCREW	17
24	194538 07	LIFT ARM RH (2002 ON)	1	61	WSH-0056	SPRING WASHER	17
OR	104538 02	LIFT ARM RH(PRE 2002)		62	195126 01	FORK LIFT SHOE PLATE	2
25	NIP-0207	GREASE NIPPLE	2	63	HSS-0194	SET SCREW	8
26	WSH-0018	PLAIN WASHER	8	64	195855 01	1 ST STAGE SPILL PLATE 1.2mt	
27	PIN-1150	SPLIT PIN	2	OR	194330 01	RADIUS MOULDING 1.2mt PLASTIC	
28	194537 01	LINK ARM	2	65			
29	HSS-0241	SET	2	66	SCHE05210	SELF DRILLING SCREW	20
30	NUT-0269	NYLOC NUT	4	67	HSS-0275	SET SCREW	2
31	HSSA06290	SETSCREW	1	68	195388 01	SPILL PLATE (PRE 2003)	1
32	NUT-0160	NUT	1	69	WSH-0065	SPRING WASHER	2
33	192494 01	NOSE HEIGHT INDICATOR ROD	1	70			
34	WSH-0009	PLAIN WASHER	13	71	195125 01	FORK STOP PLATE L.H.	1

Shelbourne Reynolds Engineering Limited

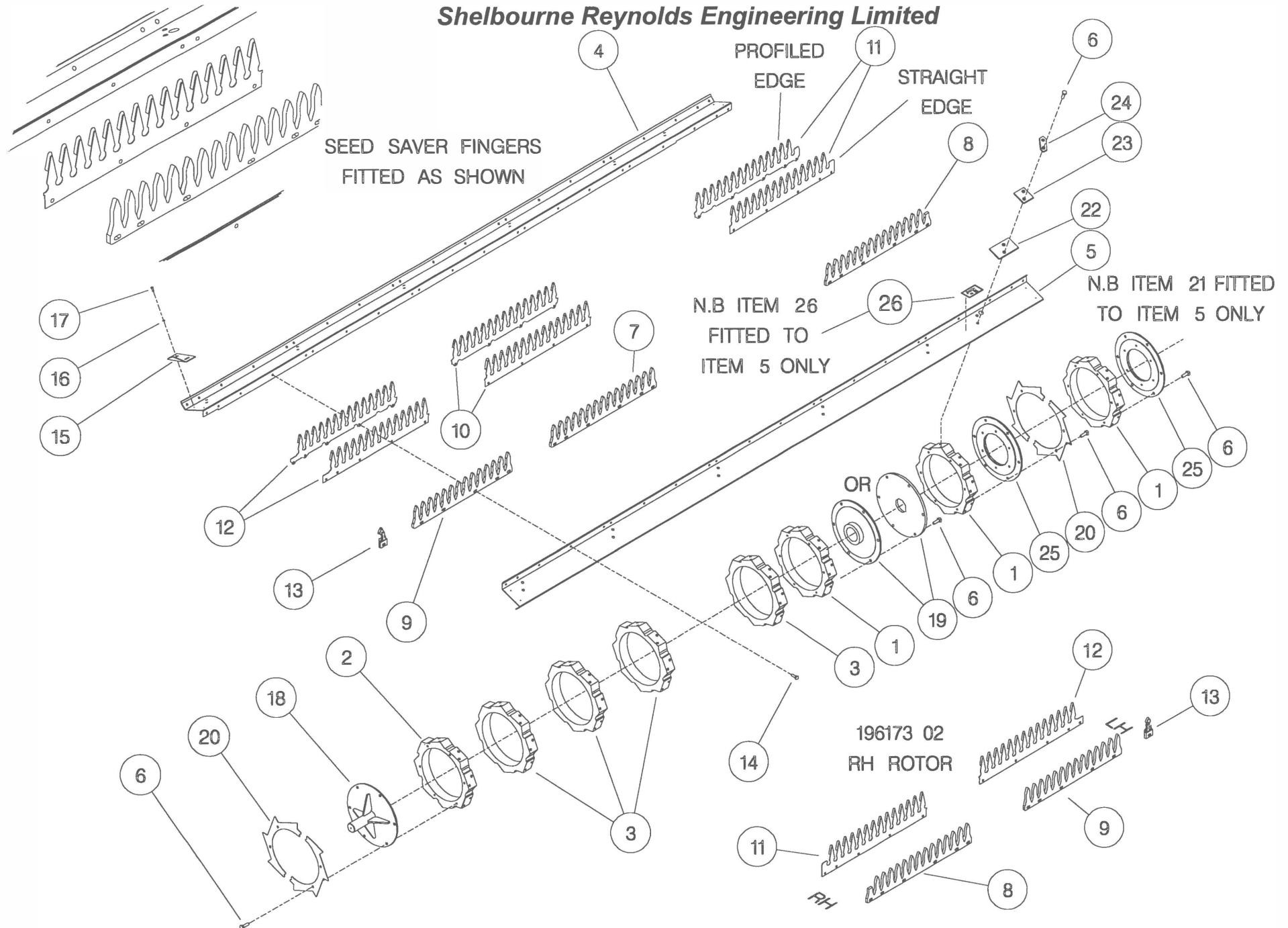
ASSY NUMBER: 196203 10 CONTINUED				ASSY DESCRIPTION: FRAME & PARTS SUB Cvs/Rvs20			
ITEM	PART NO	DESCRIPTION	QTY	ITEM	PART NO	DESCRIPTION	QTY
72	WSH-0036	PLAIN WASHER	4				
73	190548 62	WASHER	2				
74	195125 02	FORK STOP PLATE R.H.	1				
75	WSH-0024	PLAIN WASHER	16				
76							
77	WSH-0061	SPRING WASHER	8				
78	195541 01	BACKING PLATE	1				
79	195844 01	COVER PLATE	2				
80	WSH-1038	PENNY WASHER	60				
81							
82							
83	197051 01	3 RD STAGE SPILL PLATE 1.2mt (All Cvs HEADS) (Rvs HEADS UP TO 2005 ONLY)	5				
OR	197048 01	2 ND STAGE SPILL PLATE 1.2mt (Rvs HEADS 2005 ONLY)	5				
OR	197476 01	SPILL PLATE ASSY 1.2mt (Rvs HEADS 2006 & ON)	5				
84							
85	197308 01	HORSE SHOE PLATE	2				
86	197309 01	PLATE	2				
87	HSS-0086	SETSCREW	4				
88	HSS-0092	SETSCREW	2				
89	WSH-1036	PENNY WASHER	16				



Shelbourne Reynolds Engineering Limited

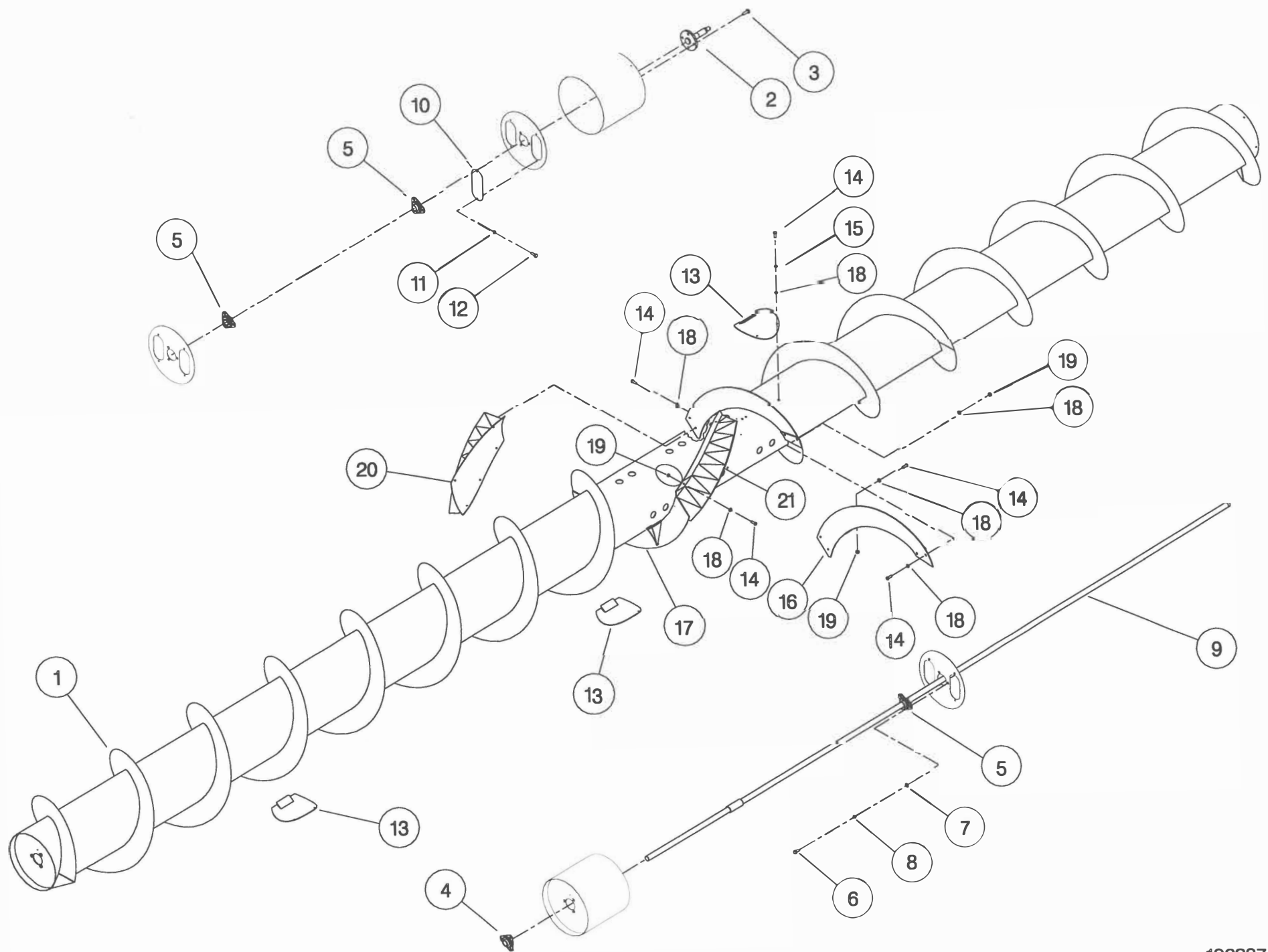
ASSY NUMBER: 196228 02				ASSY DESCRIPTION: STRIPPING ROTOR ASSY LH 3.0m			
ITEM	PART NO	DESCRIPTION	QTY	ITEM	PART NO	DESCRIPTION	QTY
1	192892 01	OUTER HUB CASTING LH	2				
2	192892 02	OUTER HUB CASTING RH	1				
3	192892 03	INNER HUB CASTING	4				
4	193883 02	ROTOR SECTION 3.0m (2009 & ON ONLY)	8				
OR	193883 02	ROTOR SECTION 3.0m (UPTO & INCLUDING 2008)	7				
5	193884 02	ROTOR SECTION 3.0m (UPTO & INCLUDING 2008)	1		NOTE	ITEMS 10, 11 AND 12. BOTH TYPES OF SEED SAVER ARE INTERCHANGEABLE BUT FOR BALANCE REASONS IF MIXING TYPES ON A ROTOR FIT AS OPPOSITE PAIRS.	
6	HSSG10204	SET SCREW	130				
7	193558 01	STANDARD ELEMENT	24				
8	193558 02	END HOLE ELEMENT	8				
9	193558 03	CENTRE END HOLE ELEMENT	8				
10	197717 01	SEED SAVER CENTRE (PROFILED EDGE)	24				
OR	193780 01	SEED SAVER CENTRE (STRAIGHT EDGE)	24		NOTE	ITEMS 11 AND 12 ARE CORRECT PARTS WHEN FINGERS SET WITH FLANGES UP - IE. AGGRESSIVE. SEE RH ROTOR ASSY PARTS WHEN FLANGES ARE REQUIRED DOWN.	
11	197719 01	SEED SAVER LH END (PROFILE EDGE)	8				
OR	193782 01	SEED SAVER LH END (STRAIGHT EDGE)	8				
12	197718 02	SEED SAVER LH CENTRE (PROFILED EDGE)	8				
OR	193781 02	SEED SAVER LH CENTRE (TRAIGHT EDGE)	8				
13	194109 01	CENTRE FINGER LH	8				
14	HSSF08174	SETSCREW	176				
15	192679 01	ANTI-WRAP PLATE	8				
16	WSH-1034	PENNY WASHER	16				
17	SCW-5180	SELF TAP SCREW	16				
18	193103 01	CENTRE DRIVE SHAFT W/ASSY	1				
19	197114 01	ROTOR DRIVE DISC W/ASSY	1				
20	192959 01	OUTER CLAMP RING	4				
21	BPG-00200	BODY PLUG (UPTO & INCLUDING 2008)	1				
22	193118 01	BALANCE WEIGHT (100G)	6				
23	193118 02	BALANCE WEIGHT (50G)	2				
24	193382 01	BALANCE WEIGHT (25G)	1				
25	197111 01	ROTOR DRIVE DISC	1				

Shelbourne Reynolds Engineering Limited



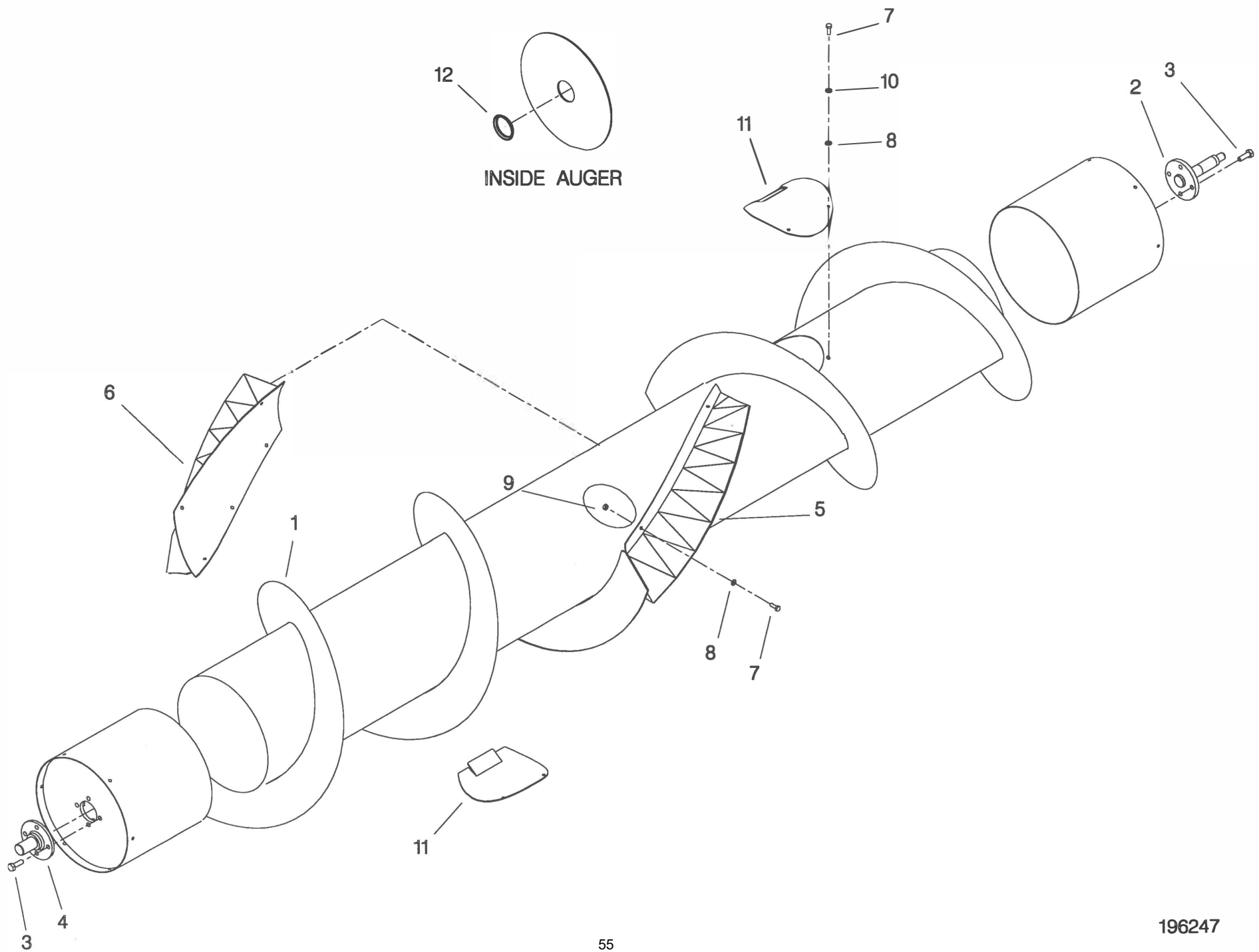
Shelbourne Reynolds Engineering Limited

ASSY NUMBER: 196237 10				ASSY DESCRIPTION: AUGER ASSY 20' SPIRAL PADDLE			
ITEM	PART NO	DESCRIPTION	QTY	ITEM	PART NO	DESCRIPTION	QTY
1	195107 20	AUGER WELD ASSY.	1				
2	195848 01	AUGER DRIVE SHAFT	1				
3	HSSF12204	SET SCREW	4				
4	BRG-2020	BEARING	1				
5	BRG-0240	BEARING	1				
6	HSS-0191	SET SCREW	6				
7	WSH-0015	PLAIN WASHER	6				
8	WSH-0061	SPRING WASHER	6				
9	192363 05	AUGER SHAFT	1				
10	194496 01	COVER PLATE	2				
11							
12	SCHE05170	SELF TAPPING SCREW	4				
13	194472 01	INSPECTION COVER	2				
14	SCBA08172	BUT. SCKT HD SCREW	28				
15	WSH-0058	SPRING WASHER	4				
OR	WSH-0058	SPRING WASHER	12				
16	197625 01	AUGER PADDLE FLIGHT EXT.LH	1				
17	197625 02	AUGER PADDLE FLIGHT EXT.RH	1				
18	WSH-0012	PLAIN WASHER	38				
19	NUT-0263	NYLOC NUT	24				
OR	NUT-0263	NYLOC NUT	14				
20	197620 01	SPIRAL PADDLE LH	1				
21	197620 02	SPIRAL PADDLE RH	1				



Shelbourne Reynolds Engineering Limited

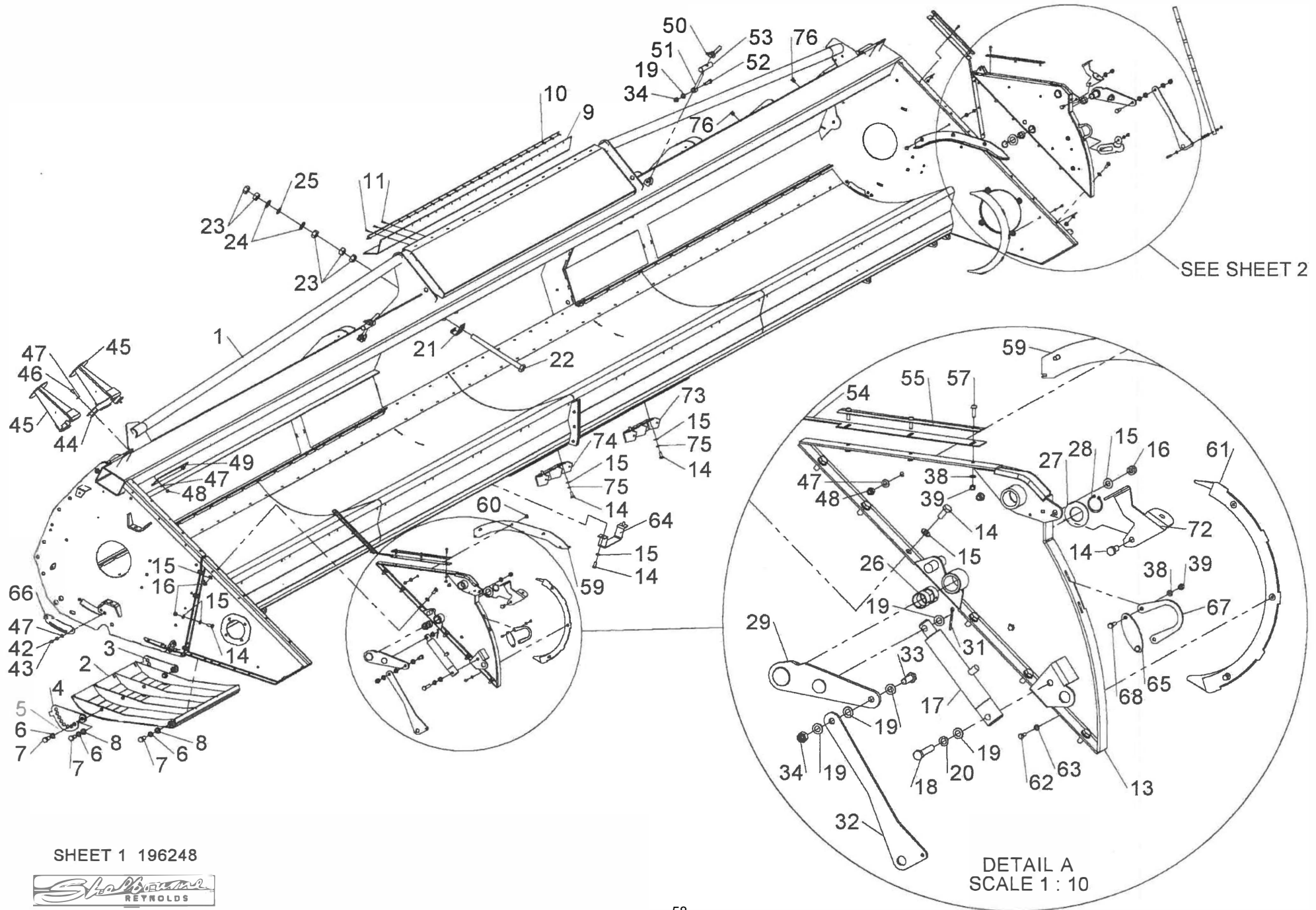
ASSY NUMBER:		196247 10		ASSY DESCRIPTION: 6.0mt BOLT ON PADDLE AUGER ASSY			
ITEM	PART NO	DESCRIPTION	QTY	ITEM	PART NO	DESCRIPTION	QTY
1	198130 01	AUGER WELD ASSY.	1				
2	195848 01	AUGER DRIVE SHAFT	1				
3	HSSF12204	SET SCREW	8				
4	197704 02	IDLER SHAFT	1				
5	197620 01	LH SPIRAL PADDLE	1				
6	197620 02	RH SPIRAL PADDLE	1				
7	HSS-0145	HEX HD SCREW	18				
8	WSH-0012	PLAIN WASHER	18				
9	NUT-0263	NUT	10				
10	WSH-0058	SPRING WASHER	8				
11	194472 01	INSPECTION COVER	2				
12	21709036	TUBE PLUG (PLASTIC)	2				



Shelbourne Reynolds Engineering Limited

ASSY NUMBER: 196248 10				ASSY DESCRIPTION: Cvs20 FRAME & PARTS SUB ASSY			
ITEM	PART NO	DESCRIPTION	QTY	ITEM	PART NO	DESCRIPTION	QTY
1	198129 01	CVS20 MAIN FRAME	1	40	192809 01	NOSE STOP LATCH	1
2	194395 01	SKID ASSY	2	41	190119 05	WASHER	1
3	193828 01	SKID ADJUSTER LH	2	42	WSH-0058	SPRING WASHER	23
4	193828 02	SKID ADJUSTER RH	2	43	HSS-0135	SETSCREW	23
5	190119 07	WASHER (UPTO 2015)	4	44	193221 01	HEADER STAND BRACKET	1
6	WSH-0070	SPRING WASHER	12	45	193222 01	HEADER FRONT STAND	2
7	HSS-0316	SETSCREW	12	46	HSS-0140	SETSCREW	2
8	WSH-0024	PLAIN WASHER	12	47	WSH-0012	PLAIN WASHER	32
9	194545 01	RUBBER SEAL	1	48	NUT-0263	NYLOC NUT	8
10	194493 01	CLAMP STRIP	1	49	195541 01	BACKING PLATE	1
11	POP-0006	POP RIVET	25	50	193244 01	RETAINING NUT	2
12	194913 01	TOP SIDE PLATE LH	1	51	193248 01	RETAINING SCREW	2
13	194913 02	TOP SIDE PLATE RH	1	52	BLTA12380	HEX.HEAD BOLT	2
14	HSS-0191	SETSCREW	16	53	193251 01	RETAINING BAR	2
15	WSH-0015	PLAIN WASHER	30	54	194000 01	RUBBER SEAL	2
16	NUT-0265	NYLOC NUT	16	55	199567 01	CLAMP STRIP	4
17	195075 01	HYDRAULIC RAM ASSY	2	56			
17a	RMSK00030	RAM SEAL KIT		57	SCW-4960	BUTTON SCK HEAD SCREW	12
18	BLTA12410	HEX HEAD BOLT	2	58	194385 01	RUNNER ASSY LH	1
19	WSH-0018	PLAIN WASHER	14	59	194385 02	RUNNER ASSY RH	1
20	WSH-0065	SPRING WASHER	2	60	SCW-1735	CSK SOCKET HD SCW	6
21	194987 01	ADPT PLT LOCKING ASSY	2	61	193363 01	ROTOR DEFLECTOR	2
22	HSSA24994	HEX HEAD SET SCREW	2	62	HSS-0084	SETSCREW	6
23	NUT-0190	PLAIN HEX.NUT	10	63	WSH-0056	SPRING WASHER	6
24	WSH-0036	WASHER	4	64	195126 01	FORK LIFT SHOE PLATE	2
25	190548 62	WASHER	2	65	197309 01	PLATE	2
26	BSHK03047	BUSH	4	66	195844 01	COVER PLATE	2
27	WSH-1547	WASHER	2	67	197308 01	HORSE SHOE PLATE	2
28	CIR-1150	CIRCLIP	2	68	HSS-0086	SET SCREW	4
29	194538 06	LIFT ARM LH	1	69	NUTA13080	NUTSERT	18
30	194538 07	LIFT ARM RH	1	70	197701 01	SPELL PLATE W/A (1199mm)	3
31	PIN-1150	SPLIT PIN	2	71	198958 01	LH LIGHT BRACKET (2012 & ON)	1
32	194537 01	LINK ARM	2	OR	194381 01	LH LIGHT BRACKET (UPTO 2012)	1
33	HSS-0241	SET SCREW	2	72	198958 02	RH LIGHT BRACKET (2012 & ON)	1
34	NUT-0269	NYLOC NUT	4	OR	194381 02	RH LIGHT BRACKET (UPTO 2012)	1
35	HSSA06290	HEX. HEAD SET SCREW	1				
36							
37	192494 01	NOSE HEIGHT INDICATOR ROD	1				
38	WSH-0009	PLAIN WASHER	23				
39	NUT-0260	NYLOC NUT	17				

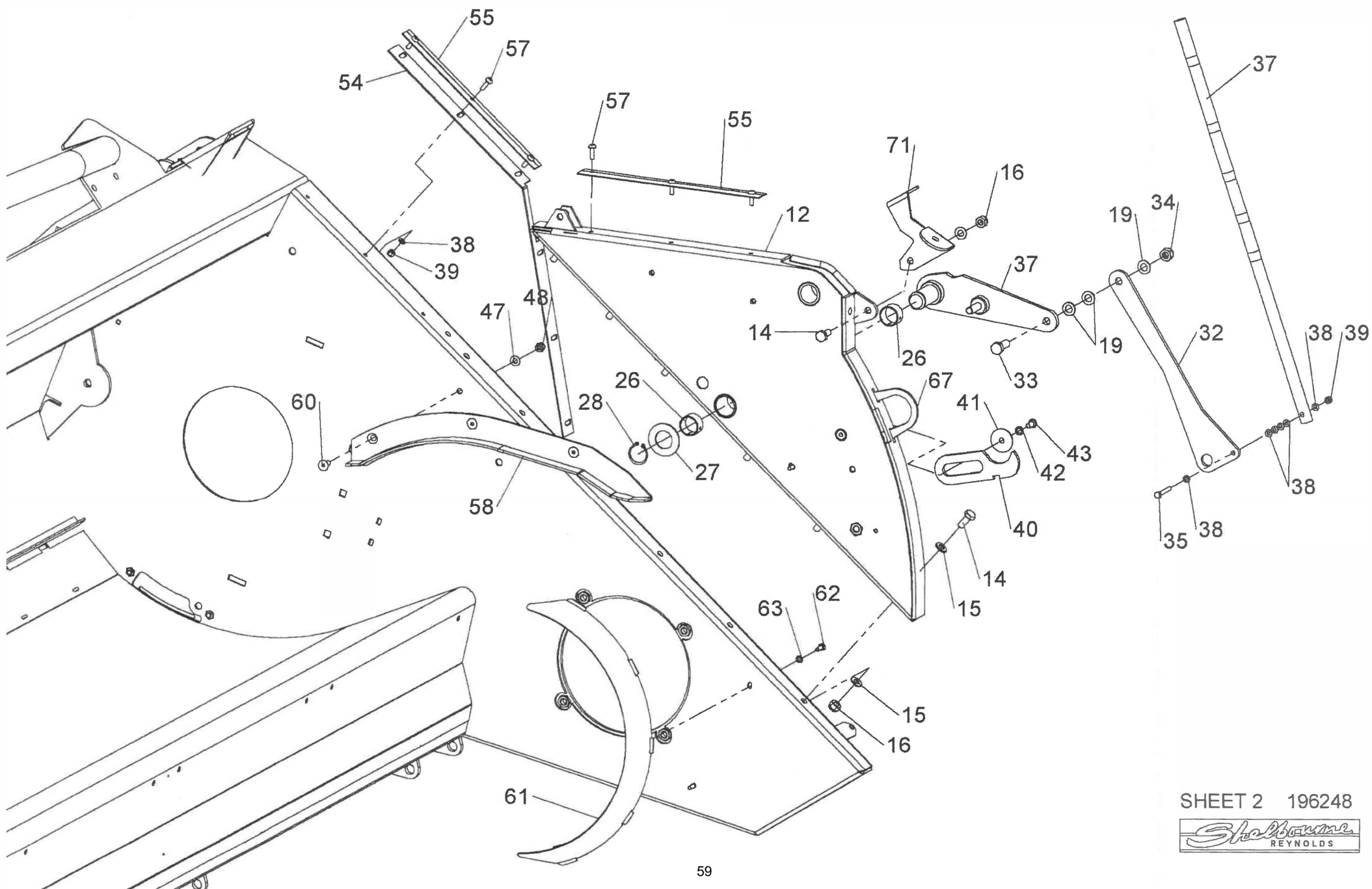
Shelbourne Reynolds Engineering Limited



SHEET 1 196248



Shelbourne Reynolds Engineering Limited



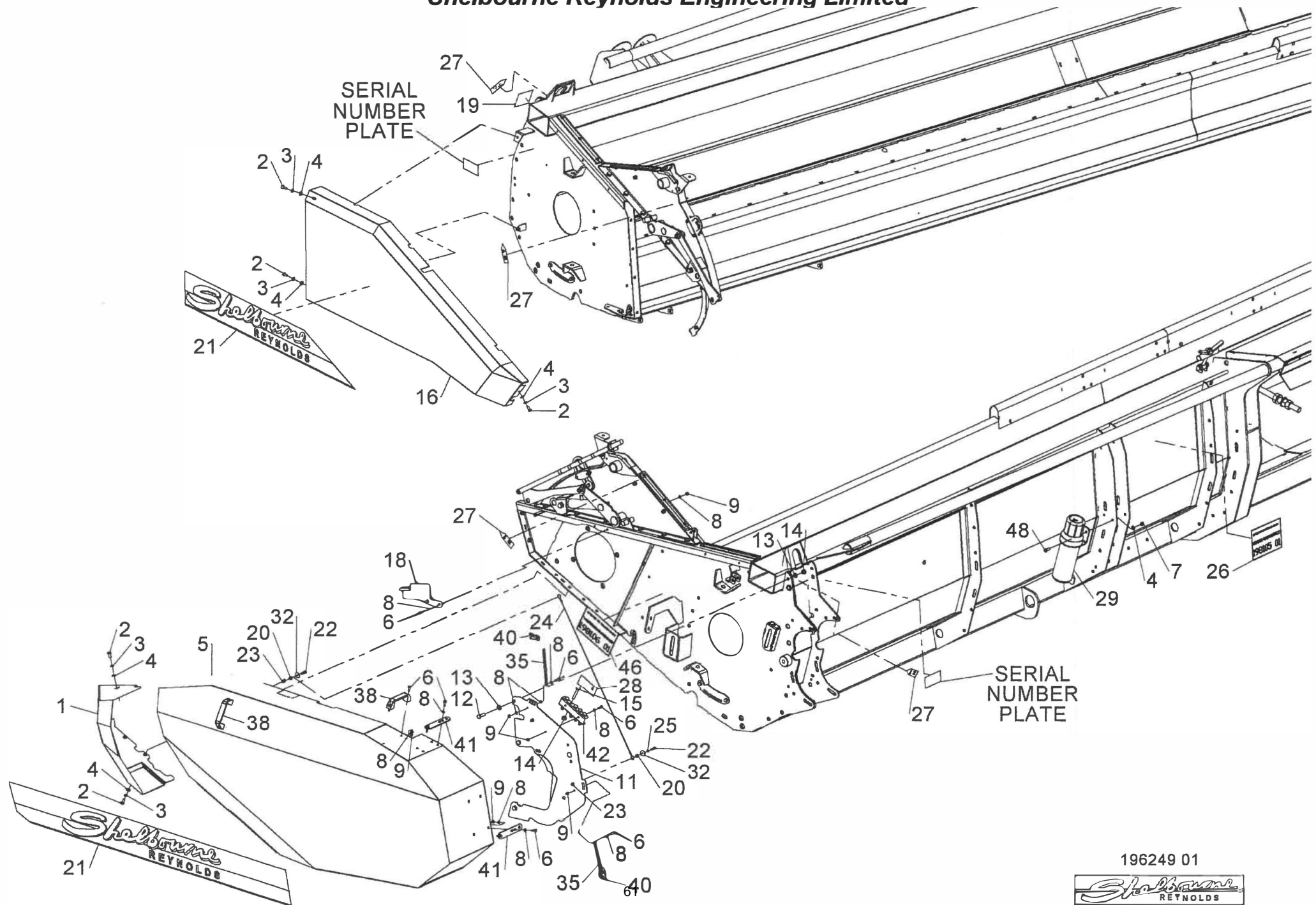
SHEET 2 196248

Shelbourne
REYNOLDS

Shelbourne Reynolds Engineering Limited

ASSY NUMBER: 196249 01				ASSY DESCRIPTION: EMBLEMS & GUARDS SUB CVS			
ITEM	PART NO	DESCRIPTION	QTY	ITEM	PART NO	DESCRIPTION	QTY
1	198091 01	FRONT LH GUARD	1	40	PIN-01950	LYNCH PIN	2
2	HSS-0140	SET SCREW	5	41	198086 01	GUARD FIXING PLATE	2
3	WSH-0058	SPRING WASHER	5	42	191841 03	BOLT HOLDER	1
4	WSH-0012	PLAIN WASHER	8	43			
5	198042 01	LH SIDE GUARD	1	44			
6	HSS-0086	SET SCREW	11	45			
7	NUT-0263	NYLOC NUT	3	46	198106 01	EMBLEM (VARI/SPEED DRIVE MAIN)	1
8	WSH-0009	PLAIN WASHER	27	47			
9	NUT-0260	NYLOC NUT	14	48	HSS-0145	BOLT	3
10							
11	198070 01	LH REAR BACK PLATE	1				
12	HSS-0198	SET SCREW	3				
13	WSH-0015	PLAIN WASHER	5				
14	NUT-0265	NYLOC NUT	8				
15	BLTA10384	SHEAR BOLT	5				
16	194873 01	RH SIDE GUARD	1				
17							
18	198289 01	GUARD SUPPORT BRACKET	1				
19	197861 01	TRANSFER - PATENTS	1				
20	190548 48	WASHER	2				
21	198764 01	TRANSFER SHELBOURNE REYNOLDS	2				
22	HSS-0088	SET SCREW	2				
23	NUTA13060	NUTSERT	1				
24	199630 01	GUARD RETAINING CABLE ASSY	1				
25	WSH-0056	SPRING WASHER	1				
26	198105 01	EMBLEM (HEADER MAINTENANCE)	1				
27	190702 04	SLING POINT TRANSFER	4				
28	613205 01	SHEARBOLT EMBLEM	1				
29	PCN-00100	MANUAL CANNISTER	1				
30							
31							
32	WSH-1036	PENNY WASHER	2				
33							
34							
35	CHN-0145	CHAIN	0.17				
35	CHN-0145	CHAIN	0.17				
36							
37							
38	HND-0000	BLACK PLASTIC HANDLE	2				
39							

Shelbourne Reynolds Engineering Limited

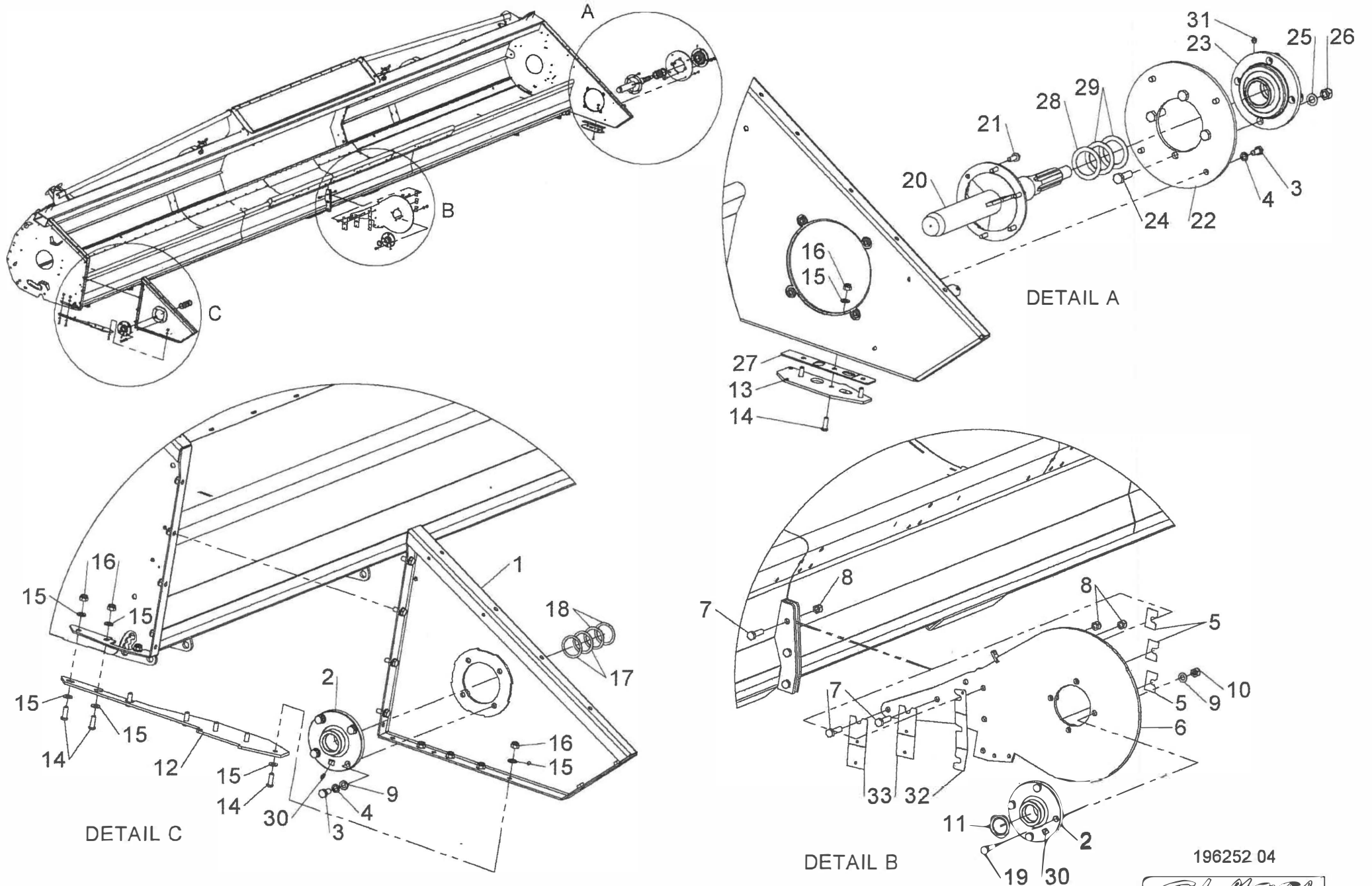


196249 01

Shelbourne Reynolds Engineering Limited

ASSY NUMBER: 196252 04				ASSY DESCRIPTION: ROTOR MTG SUB ASSY CVS			
ITEM	PART NO	DESCRIPTION	QTY	ITEM	PART NO	DESCRIPTION	QTY
1	194915 01	RH SIDE PLATE ASSY	1				
2	BRG-3275	BEARING	2				
3	HSS-0235	SET SCREW	7				
4	WSH-0065	SPRING WASHER	8				
5	194401 01	SHIM	3				
6	194400 01	DIVISION PLATE	1				
7	BLTA12290	HEX.HEAD BOLT	5				
8	NUTA07120	AERO-TIGHT NUT	5				
9	WSH-0018	PLAIN WASHER	8				
10	NUT-0269	NYLOC NUT	4				
11	194128 03	SHIM (1mm)	A/R				
12	194404 01	DIVIDING PLATE RH	1				
13	198991 01	DIVIDING PLATE LH	1				
14	SCW-0516	BUTT SOC HEAD SCREW	10				
15	WSH-0015	PLAIN WASHER	13				
16	NUT-0265	NYLOC NUT	10				
17	192876 01	SHIM (1mm)	A/R				
18	192876 02	SHIM (2mm)	A/R				
19	HSS-0250	SET SCREW	5				
20	198077 01	DRIVE SHAFT W/A (CVS)	1				
21	HSSG10204	SET SCREW	6				
22	195922 01	SUPPORT BRACKET	1				
23	BRG-26041	BEARING	1				
24	HSS-0318	SET SCREW	4				
25	WSH-0024	PLAIN WASHER FORM A	4				
26	NUT-0271	NYLOC NUT	4				
27	198141 01	FOOT PACKER PLATE	1				
28	190548 30	WASHER 61x84x1	2				
29	190548 31	WASHER 61x84x2	2				
30	NIP-00600	GREASE NIPPLE	2				
31	NIP-0001	GREASE NIPPLE	1				
32	199889 01	SHIM 1mm	A/R				
OR	199889 02	SHIM 2mm	A/R				
33	199890 01	SHIM 1mm	A/R				
OR	199890 02	SHIM 2mm	A/R				

Shelbourne Reynolds Engineering Limited



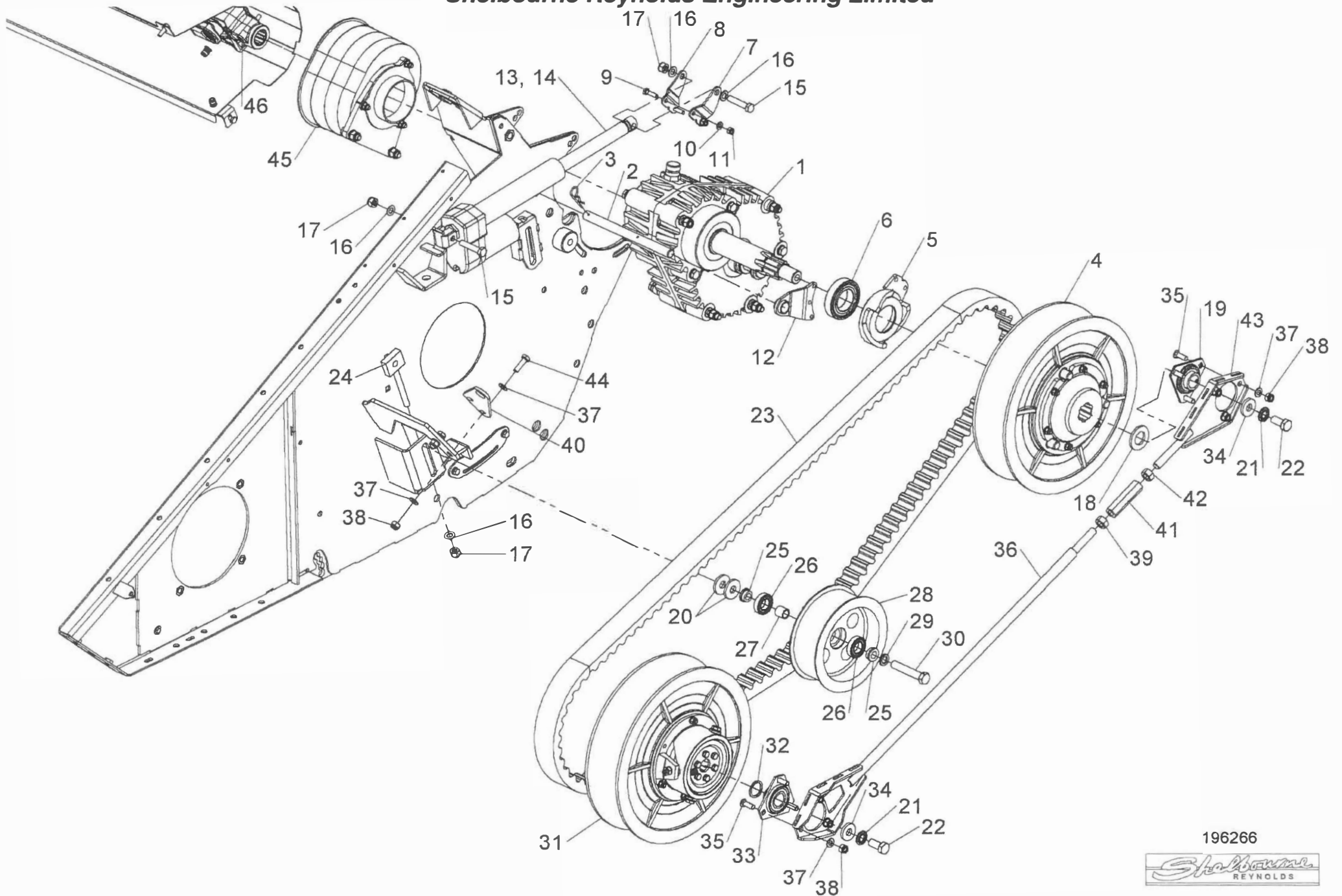
196252 04



Shelbourne Reynolds Engineering Limited

SSY NUMBER: 196266 01				ASSY DESCRIPTION: DRIVE SUB ASSY CVS24 & SMALLER MODELS			
ITEM	PART NO	DESCRIPTION	QTY	ITEM	PART NO	DESCRIPTION	QTY
1	GEA-0064	INPUT GEARBOX ASSY	1	40	195028 01	TIE ROD PLATE	1
2	197102 01	LOCATING BAR	1	41	198812 01	TIE ROD ADJUSTER	1
3	CLP-00103	R CLIP	2	42	NUT-0180	PLAIN NUT	1
4	KIT-01386	REAR PULLEY ASSY	1	43	197529 01	TIE ROD END W/A	1
5	197120 01	ACTUATOR CAM W/A	1	44	HSS-0198	SET SCREW	1
6	BRG-15050N	BEARING	1	45	KIT-00529	CVS PTO CONE KIT (2014 & ON)	1
7	197122 01	ACTUATOR ARM PIVOT PLT LH	1	OR	KIT-00527	PTO END GUARD (UPTO 2014)	1
8	197122 02	ACTUATOR ARM PIVOT PLT LH	1				
9	HSS-0150	SET SCREW	2				
10	WSH-0012	PLAIN WASHER	2				
11	NUT-0263	NYLOC NUT	2				
12	194978 01	STATIC CAM ARM W/A	1				
13	MOTE11008	ACTUATOR	1				
14	195050 01	ACTUATOR LEAD	1				
15	BLTA12380	BOLT	2				
16	WSH-0018	PLAIN WASHER	3				
17	NUT-0269	NYLOC NUT	2				
18	190548 36	WASHER	1				
19	BRG-0240	BEARING	1				
20	190119 07	WASHER	2				
21	WSHA30161	LOCKWASHER	2				
22	HSS-0315	SET SCREW	2				
23	BEL-27357	BELT (58.7x30.3)	1				
24	194523 01	ADJUSTER W/A	1				
25	193871 03	SPACER	2				
26	BRG-1995	BEARING	2				
27	194410 01	SPACER	1				
28	194227 01	IDLER PULLEY	1				
29	WSH-0070	SPRING WASHER	1				
30	BLTA16530	BOLT	1				
31	KIT-01385	ROTOR PULLEY ASSY	1				
32	190548 56	WASHER	1				
33	BRG-23000	BEARING	1				
34	198800 48	WASHER	2				
35	BLT-3750	COACHBOLT	6				
36	197530 01	TIE BAR W/A	1				
37	WSH-0015	PLAIN WASHER	10				
38	NUT-0265	NYLOC NUT	8				
39	NUTA11160	PLAIN NUT LH THREAD	1				

Shelbourne Reynolds Engineering Limited



196266



Shelbourne Reynolds Engineering Limited

ASSY NUMBER: GEA-0053				ASSY DESCRIPTION: INPUT (Cvs) GEAR DROPBOX ASSY			
ITEM	PART NO	DESCRIPTION	QTY	ITEM	PART NO	DESCRIPTION	QTY
1	197619 01	CASE HALF (PTO SIDE)	1	30	REF.	PINION (SEE DRIVE KIT)	1
OR	192580 01	(MID 2007&ON No CAST ON PT.)		31	195526 01	SLEEVE-(INSET SHAFT)	1
		CASE HALF(PTO SIDE)				FOR USE WITH SEAL ITEM 67	
2	197619 02	(UPTO MID 200, No CAST ON PT.)		OR	193598 01	SLEEVE-(PROTRUDING SHAFT)	1
		CASE HALF (PULLEY SIDE)	1			FOR USE WITH SEAL ITEM 68	
OR	192580 02	(MID 2007&ON No CAST ON PT.)		32	194975 01	ACTUATOR CAM ASSY	1
		CASE HALF(PULLEY SIDE)		33	194962 01	ACTUATOR ARM PIVOT PLATE LH	1
		(UPTO MID 2007 No CAST ON PT.)	1	34	194962 02	ACTUATOR ARM PIVOT PLATE RH	1
3	192598 01	DOWEL	3	35	HSS-0150	SET SCREW	2
4	BLT-2276	BOLT	2	36	WSH-0012	WASHER USE WITH SCEA08353	14
5	BLTA12800	BOLT (2005 & ON)	2			AND ITEM 35	
OR	BLTA12800	BOLT(UP TO 2005)	3	OR	WSHA30081	WASHER USE WITH SCEA08323	12
6	BLTA12830	BOLT (2005 & ON)	3	OR	WSH-0012	PLAIN WASHER (PRE 2006)	8
OR	BLTA12810	BOLT (UP TO 2005	2	37	NUT-0263	NYLOC NUT USE WITH SCEA08353	14
7	WSH-0018	PLAIN WASHER	14			AND ITEM 35	
8	NUT-0269	NYLOC NUT	7	OR	NUT-0164	PLAIN NUT USE WITH SCEA08323	12
9	SCW-4535	GRUBSCREW	3	OR	NUT-0263	NYLOC NUT (UPTO 2006)	8
10	192597 01	JACKING ROD	3	38	194970 01	STATIC CAM	1
11	FIT-0253	PLUG	1	39	BRG-19500	BEARING(1
12	BRG-15050	BEARING	1	40	194978 01	STATIC CAM ARM ASSY	1
13	FITD00005	SIGHT GLASS/SEAL	1	41	SCW-0133	SCREW (2006 & ON)	3
14	FIT-0255	BREATHER	1	OR	SCW-0130	SCREW (UPTO 2006)	3
15	192591 01	INPUT SHAFT	1	42	WSH-0058	SPRING WASHER	3
16	REF.	GEAR (SEE DRIVE KIT)	1	43	197462 01	INNER PULLEY(12 BOLT FIXING)	1
17	PIN-61217	DOWEL	3	OR	194946 01	INNER PULLEY(6 BOLT FIXING)	1
18	SCW-0196	CAP HEAD SCREW	3	44	197463 01	INNER PULLEY HUB(12 BOLT)	1
19	WSH-0061	SPRING WASHER	3	OR	194963 01	INNER PULLEY HUB(6 BOLT)	1
20	BRG-7040	BEARING	4	45	SCEA08323	SCREW(M8x50 CSK SOCKET)	12
21	192596 01	RING	4	OR	SCEA08353	SCREW(M8x55 CSK SOCKET)	12
22	SEA-0590	SHAFT SEAL(INSET SHAFT)	3	OR	SCEA08293	SCREW(M8x45 CSK SOCKET)	6
OR	SEA-0590	SHAFT SEAL(PROTRUDING SHAFT)	4	46	NIP-00600	GREASE NIPPLE	1
23	K1008045	KEY	1	47	SCW-4528	GRUB SCREW	1
24	191692 01	SPACER	2	48	ORA390075	'O'RING	1
25	191692 02	SPACER	7	49	194947 01	OUTER PULLEY	1
26	REF.	SPROCKET (SEE DRIVE KIT)	1	50	194961 01	OUTER PULLEY HUB	1
27	190548 01	RETAINING WASHER	1	51	SCCA10323	CAP HEAD SCREW	6
28	HSSF10174	HEX HD SCREW	1	52	WSH-0015	PLAIN WASHER	6
29	194964 01	PINION SHAFT	1	53	NUT-0265	NYLOC NUT	6

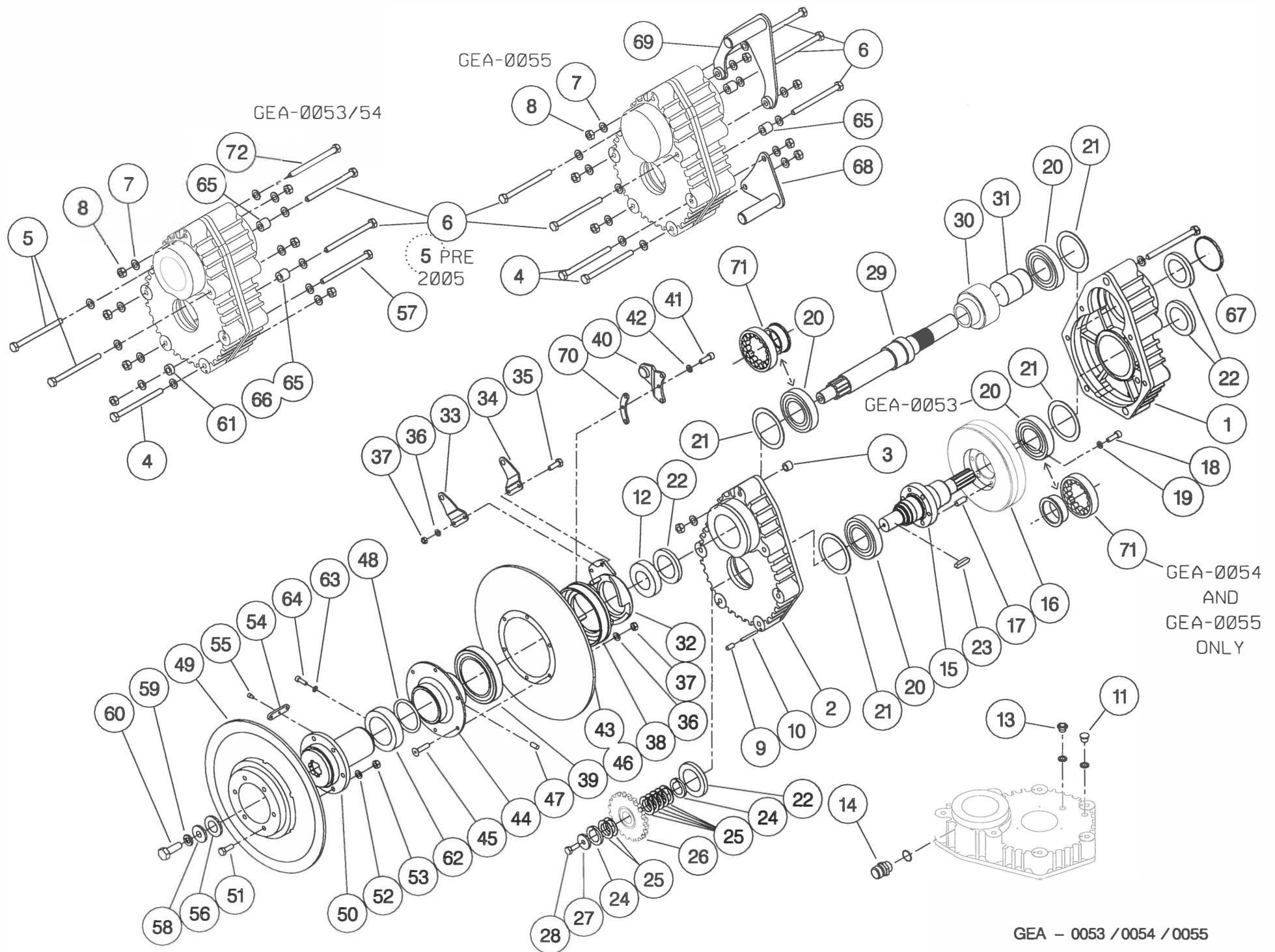
68

Shelbourne Reynolds Engineering Limited

ASSY NUMBER: GEA-0054				ASSY DESCRIPTION: INPUT (Cvs) GEAR DROPBOX ASSY			
ITEM	PART NO	DESCRIPTION	QTY	ITEM	PART NO	DESCRIPTION	QTY
1	197619 01	CASE HALF (PTO SIDE)	1	33	197122 01	ACTUATOR ARM PIVOT PLATE LH	1
OR	192580 01	(MID 2007&ON No CAST ON PT.) CASE HALF(PTO SIDE)		34	197122 02	ACTUATOR ARM PIVOT PLATE RH	1
		(UPTO MID 2007 No CAST ON PT.)		35	HSS-0150	SET SCREW	2
2	197619 02	CASE HALF (PULLEY SIDE)	1	36	WSH-0012	WASHER USE WITH SCEA08353	14
OR	192580 02	(MID 2007&ON No CAST ON PT.) CASE HALF(PULLEY SIDE)		OR	WSHA30081	AND ITEM 35	
		(UPTO MID 2007 No CAST ON PT.)		OR	WSH-0012	WASHER USE WITH SCEA08323	12
3	192598 01	DOWEL	3	37	NUT-0263	PLAIN WASHER (PRE 2006)	8
4	BLT-2276	BOLT	1			NYLOC NUT USE WITH SCEA08353	14
5	BLTA12800	BOLT	2	OR	NUT-0164	AND ITEM 35	
6	BLTA12830	BOLT	2	OR	NUT-0263	PLAIN NUT USE WITH SCEA08323	12
7	WSH-0018	PLAIN WASHER	14	38	194970 01	NYLOC NUT (PRE 2006)	8
8	NUT-0269	NYLOC NUT	7	39	BRG-19500	STATIC CAM	1
9	SCW-4535	GRUBSCREW	3	40	194978 01	BEARING	1
10	192597 01	JACKING ROD	3	41	SCW-0133	STATIC CAM ARM ASSY	1
11	FIT-0253	PLUG	1	OR	SCW-0130	SCREW (2006 & ON)	3
12	BRG-15050	BEARING	1	42	WSH-0058	SCREW (PRE 2006)	3
13	FITD00005	SIGHT GLASS/SEAL	1	43	197462 01	SPRING WASHER	3
14	FIT-0255	BREATHER	1	OR	194946 01	INNER PULLEY(12 BOLT FIXING)	1
15	192591 01	INPUT SHAFT	1	44	197463 01	INNER PULLEY(6 BOLT FIXING)	1
16	REF.	GEAR (SEE DRIVE KIT)	1	OR	194963 01	INNER PULLEY HUB(12 BOLT)	1
17	PIN-61217	DOWEL	3	45	SCEA08323	INNER PULLEY HUB(6 BOLT)	1
18	SCW-0196	CAP HEAD SCREW	3	OR	SCEA08353	SCREW(M8x50CSK) (12 BOLT FIX)	12
19	WSH-0061	SPRING WASHER	3	OR	SCEA08293	SCREW(M8x55CSK) (12 BOLT FIX)	12
20	BRG-7040	BEARING	2	OR	SCEA08293	SCREW(6 BOLT FIX)	6
21	192596 01	RING	4	46	NIP-00610	GREASE NIPPLE	1
22	SEA-0590	SHAFT SEAL	3	OR	NIP-00600	(2009 & ON)	
23	K1008045	KEY	1			GREASE NIPPLE	1
24	191692 01	SPACER	2	47	SCW-4528	(PRE 2009)	
25	191692 02	SPACER	7	48	ORA390075	GRUB SCREW	1
26	REF.	SPROCKET (SEE DRIVE KIT)	1	49	194947 01	'O'RING	1
27	190548 01	RETAINING WASHER	1	50	194961 01	OUTER PULLEY	1
28	HSSF10174	HEX HD SCREW	1	51	194961 01	OUTER PULLEY HUB	1
29	194964 01	PINION SHAFT	1	52	SCCA10323	CAP HEAD SCREW	6
30	REF.	PINION (SEE DRIVE KIT)	1	53	WSH-0015	PLAIN WASHER	6
31	195526 01	SLEEVE	1	54	NUT-0265	NYLOC NUT	6
32	197120 01	ACTUATOR CAM ASSY	1	55	194960 01	KEY	2
				56	SCW-0080	CAP HEAD SCREW	4
					190119 24	WASHER	1

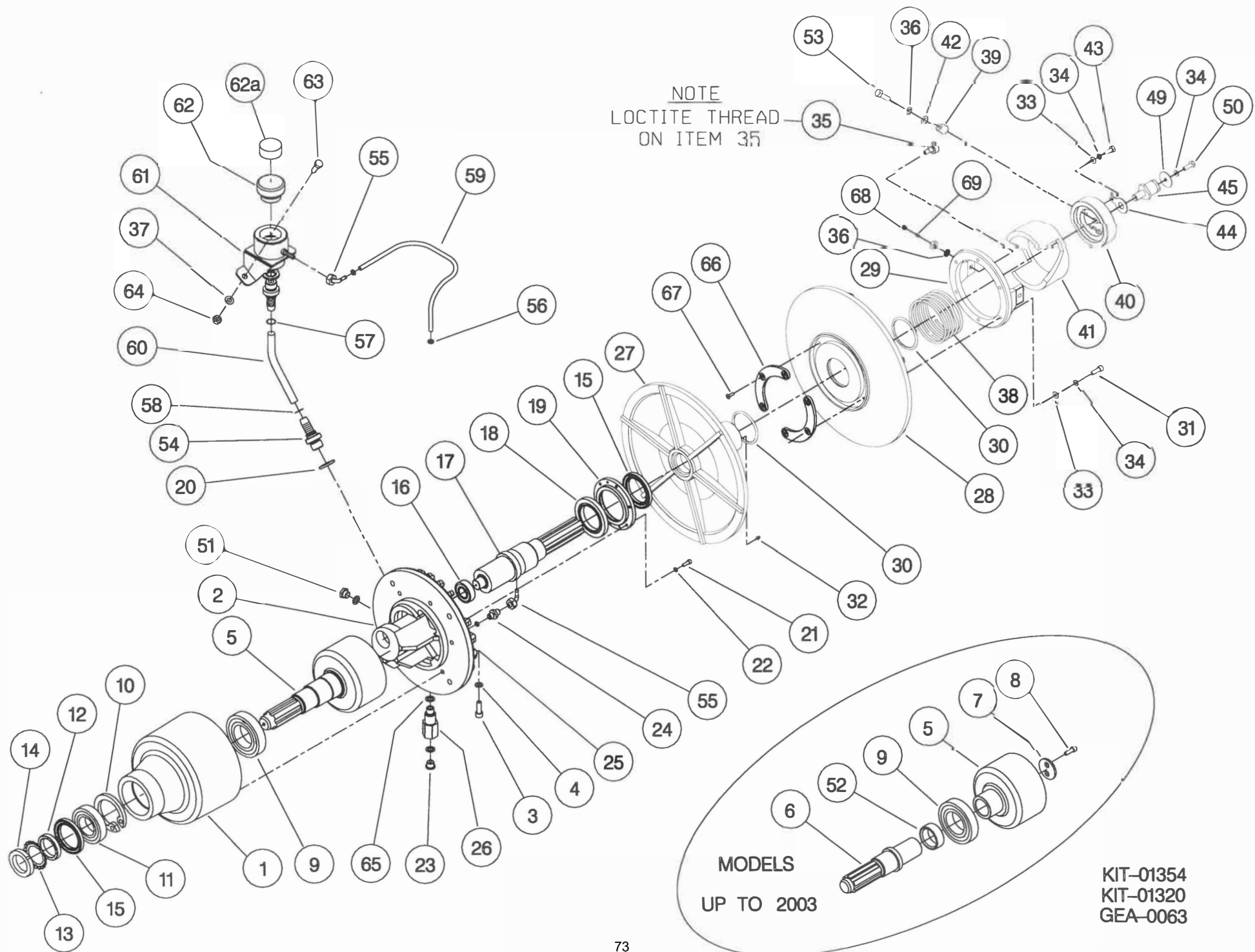
Shelbourne Reynolds Engineering Limited

ASSY NUMBER:		GEA-0054 (CONT)		ASSY DESCRIPTION: INPUT (Cvs) GEAR DROPBOX ASSY			
ITEM	PART NO	DESCRIPTION	QTY	ITEM	PART NO	DESCRIPTION	QTY
57	BLTA12750	BOLT	1				
58	190119 99	WASHER	1				
59	WSHA30161	LOCK WASHER	1				
60	HSS-0315	SET SCREW	1				
61	190548 81	WASHER	1				
62	195012 01	'O'RING CAP	1				
63	WSH-0054	SPRING WASHER	3				
64	HSS-0056	SET SCREW	3				
65	194612 02	SPACER	4				
66							
67	SEAZ09000	PLUG SEAL	1				
68							
69							
70	197465 01	CAM ARM SPACER (2006 & ON)	1				
71	BRG-16080	BEARING (MID 2006) (INSTEAD OF 2x ITEM 20)	2				
72	BLTA12810	BOLT	1				



Shelbourne Reynolds Engineering Limited

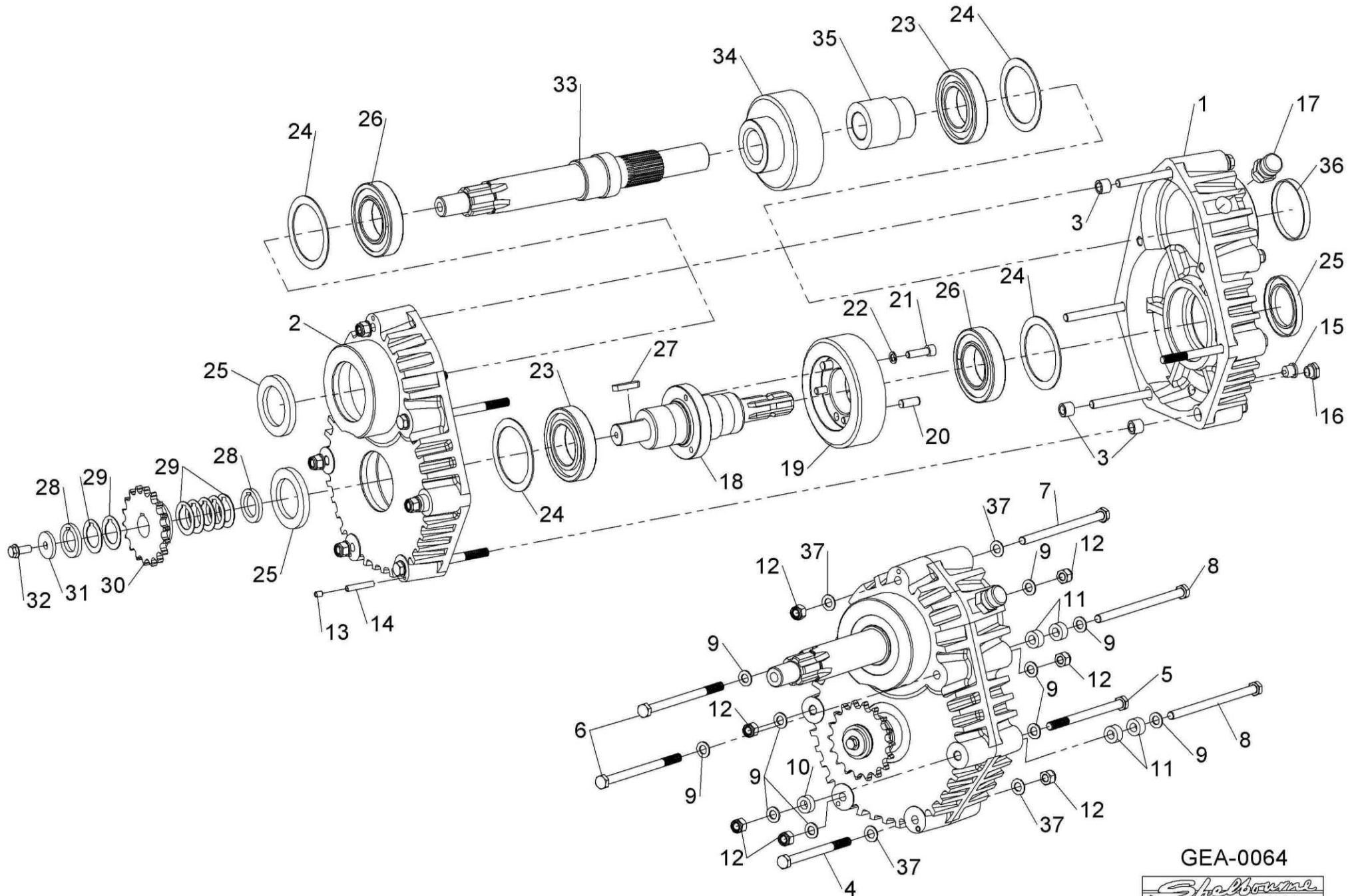
ASSY NUMBER: GEA-0063				ASSY DESCRIPTION: ROTOR GEARBOX ASSY (Rvs/Cvs MODEL)			
ITEM	PART NO	DESCRIPTION	QTY	ITEM	PART NO	DESCRIPTION	QTY
1	195843 01	CASE (2003 & ON)	1	36	WSH-0061	SPRING WASHER	2
OR	192578 01	CASE (UP TO 2003)	1	37	WSH-0015	WASHER	1
2	193969 01	BODY	1	38	SPGC00038	SPRING(2007 & ON)	1
3	SCW-0195	CAP HEAD SCREW	6	OR	SPGC00030	SPRING(UP TO 2007)	1
4	WSH-1301	SHAKEPROOF WASHER	6	39	194202 01	SLEEVE	2
5	195842 01	RING GEAR/SHAFT (2003 & ON)	1	40	194205 01	CAM CARRIAGE	1
OR	193576 01	RING GEAR (UP TO 2003)	1	41	194204 01	CAM	1
6	193577 01	OUTPUT SHAFT (UP TO 2003)	1	42	190119 11	WASHER	2
7	193578 01	FIXING DISC (UP TO 2003)	1	43	HSS-0157	SET SCREW	6
8	SCW-0133	CAP HEAD SCREW (UP TO 2003)	2	44	194374 01	TAB WASHER	1
9	BRG-16080	BEARING	1	45	195862 01	RETAINING SPIGGOT(2003 ON)	1
10	CIR010090	INTERNAL CIRCLIP	1	OR	194373 01	RETAINING SPIGGOT(UPTO 2003)	1
11	BRG-15000	BEARING	1	46			
12	192586 01	SLEEVE	1	47			
13	BRG-95015	LOCKING WASHER	1	48			
14	BRG-95010	LOCK NUT	1	49	190119 05	WASHER	1
15	SEAB06500	SHAFT SEAL	2	50	HSS-0140	SETSCREW	1
16	BRG-12505	BEARING	1	51	FITD00005	LEVEL GUAGE	1
17	193575 01	PINION	1	52	194613 01	SPACER (UP TO 2003)	1
18	BRG-16505	BEARING	1	53	HSS-0202	SETSCREW	2
19	192587 01	SEAL HOUSING	1	54	FIT-0011	HYD HOSE TAIL	2
20	WSH-1020	DOWTY WASHER	2	55	HFAK31090	HYD SWIVEL TAIL	2
21	SCW-0081	CAP HEAD SCREW	6	56	CLP-00279	HOSE CLIP	2
22	WSHA20061	SHAKEPROOF WASHER	6	57	CLP-00227	HOSE CLIP	1
23	FIT-0253	PLUG	1	58	CLP-0018	JUBILEE CLIP	1
24	HMA-0052	HYD ADAPTOR	1	59	HOSI10006	PETROL HOSE	0.65
25	WSH-1005	DOWTY WASHER	1	60	HOSI10019	PETROL HOSE	0.35
26	195845 01	DRAIN PLUG EXT.(2003 & ON)	1	61	195406 01	OIL FILLER ASSY	1
27	193570 01	INNER PULLEY SHEAVE	1	62	FIL-0004	FILLER CAP	1
28	193571 01	OUTER PULLEY SHEAVE	1	62a	195684 01	FOAM DISC	
29	194194 01	CAM FOLLOWER BRACKET	1	63	HSS-0191	SETSCREW	1
30	ORA300750	'O'RING	2	64	NUT-0167	NYLOC NUT	1
31	HSS-0153	SET SCREW	6	65	WSH-1010	DOWTY WASHER	1
32	NIP-00610	GREASE NIPPLE	1	66			
33	WSH-0012	PLAIN WASHER	12	67			
34	WSH-0058	SPRING WASHER	13	68	NIP-90000	NEEDLE POINT GREASE ADAPT.	1
35	BRG-72680	CAM FOLLOWER	2	69	NIP-0001	GREASE NIPPLE	1



Shelbourne Reynolds Engineering Limited

ASSY NUMBER: GEA-0064				ASSY DESCRIPTION: INPUT GEARBOX ASSY CVS			
ITEM	PART NO	DESCRIPTION	QTY	ITEM	PART NO	DESCRIPTION	QTY
1	197619 01	CASE HALF (PTO SIDE)	1	OR	193599 11	PINION GEAR (34 TOOTH)	1
2	197619 02	CASE HALF (PULLEY SIDE)	1	OR	193599 12	PINION GEAR (30 TOOTH)	1
3	192598 01	DOWEL	3	OR	193599 13	PINION GEAR (36 TOOTH)	1
4	BLT-2276	HEX.HEAD BOLT	1	35	195526 01	SLEEVE	1
5	BLTA12750	HEX HEAD BOLT	1	36	SEAZ09000	CORE PLUG SEAL	1
6	BLTA12800	HEX HEAD BOLT	2	37	WSH-0019	THIN WASHER	4
7	BLTA12810	HEX HEAD BOLT	1				
8	BLTA12830	HEX HEAD BOLT	2				
9	WSH-0018	PLAIN WASHER	10				
10	190548 81	WASHER	1				
11	194612 02	SPACER	4				
12	NUT-0269	NYLOC NUT	7				
13	SCW-4535	GRUBSCREW	3				
14	192597 01	JACKING ROD	3				
15	FIT-0253	DRAIN PLUG	1				
16	FITD00005	SIGHT GLASS/SEAL	1				
17	FIT-0255	BREATHER	1				
18	192591 01	INPUT SHAFT	1				
19	192592 09	INPUT GEAR (37 TOOTH)	1				
OR	192592 11	INPUT GEAR (35 TOOTH)	1				
OR	192592 12	INPUT GEAR (39 TOOTH)	1				
OR	192592 13	INPUT GEAR (33 TOOTH)	1				
20	PIN-61217	DOWEL PIN	3				
21	SCW-0196	CAP HEAD SCREW	3				
22	WSH-0061	SPRING WASHER	3				
23	BRG-7040	BEARING	2				
24	192596 01	RING	4				
25	SEA-0590	SHAFT SEAL	3				
26	BRG-16080	SUPPORT	2				
27	K1008045	KEY	1				
28	191692 01	SPACER	2				
29	191692 02	SPACER	7				
30	192768 18	AUGER DRIVE SPROCKET (18T)	1				
OR	192768 04	AUGER DRIVE SPROCKET (16T)	1				
OR	192768 16	AUGER DRIVE SPROCKET (15T)	1				
OR	192768 10	AUGER DRIVE SPROCKET (22T)	1				
OR	192768 08	AUGER DRIVE SPROCKET (13T)	1				
31	190548 01	RETAINING WASHER	1				
32	HSSF10174	HEX HD SCREW	1				
33	194964 01	PINION SHAFT	1				
34	193599 09	PINION GEAR (32 TOOTH)	1				

Shelbourne Reynolds Engineering Limited

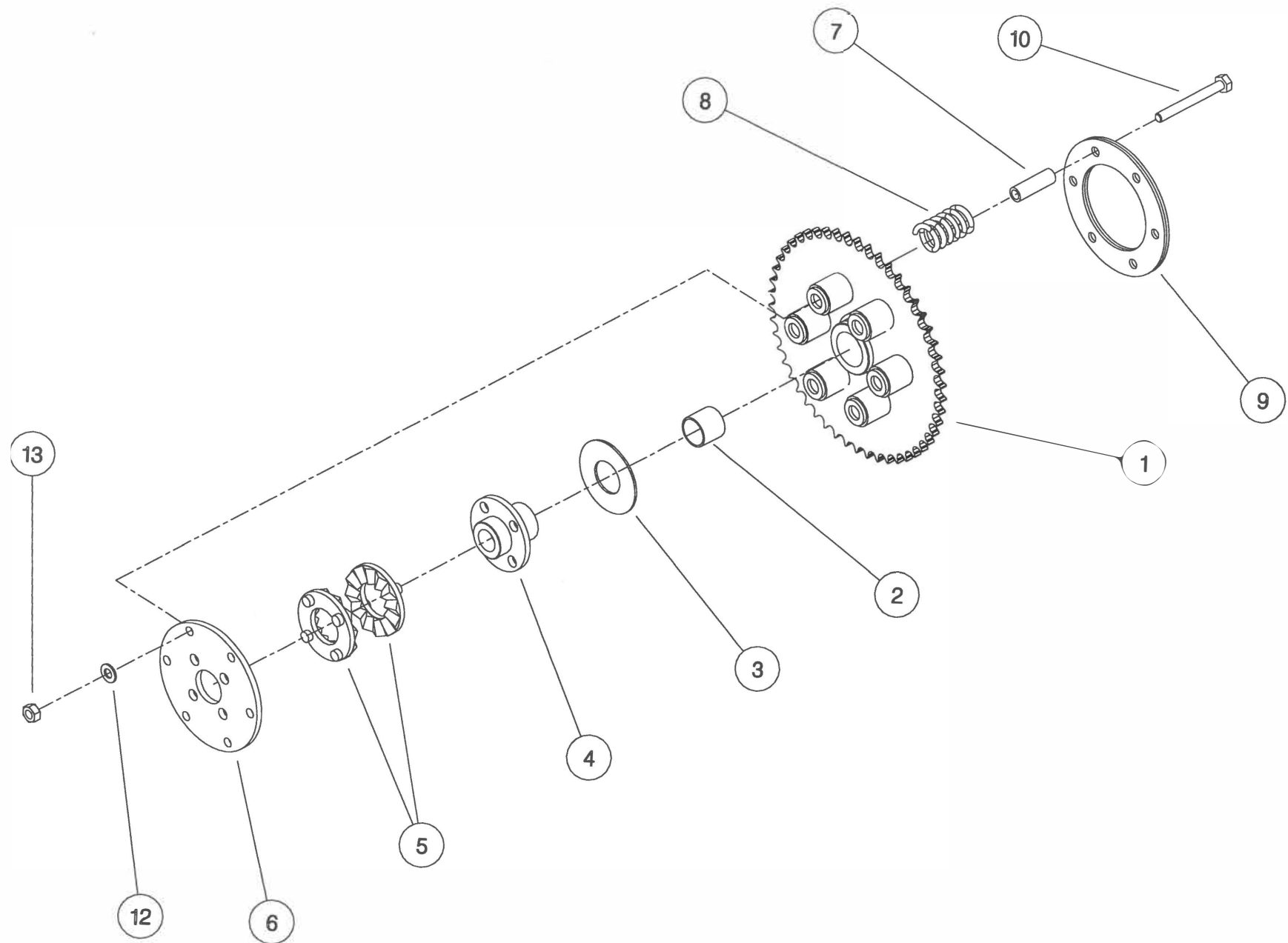


GEA-0064



Shelbourne Reynolds Engineering Limited

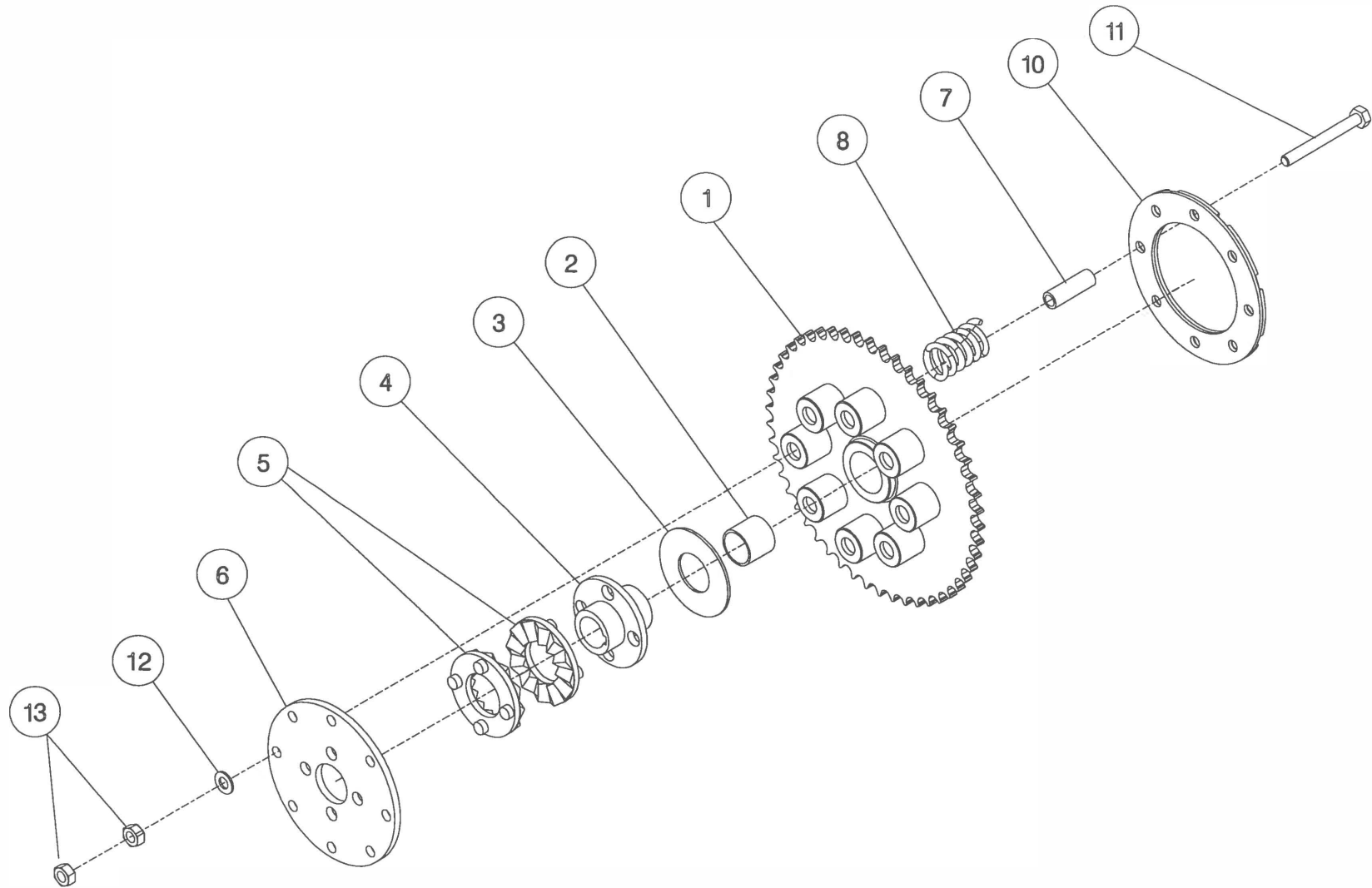
ASSY NUMBER: KIT-00118				ASSY DESCRIPTION: AUGER DRIVE SPRKET/CLUTCH ASSY			
ITEM	PART NO	DESCRIPTION	QTY	ITEM	PART NO	DESCRIPTION	QTY
1	194513 01	SPROCKET ASSY 50T	1				
2	BSH-3019	BUSH	1				
3	192008 01	THRUST WASHER	1				
4	194556 01	CLUTCH HUB	1				
5	131005	CLUTCH PLATE	2				
6	194517 01	DRIVE DISC	1				
7	131073 04	SPACER	6				
8	131063	SPRING	6				
9	195041 01	LOCKING RING	1				
10	BLT-2270	BOLT	6				
11							
12	WSH-0018	PLAIN WASHER	6				
13	NUT-0170	NUT	12				
			76				



Shelbourne Reynolds Engineering Limited

ASSY NUMBER: KIT-00121				ASSY DESCRIPTION: AUGER DRV/SPRKT CLUTCH			
ITEM	PART NO	DESCRIPTION	QTY	ITEM	PART NO	DESCRIPTION	QTY
1	195420 01	50T SPROCKET ASSY	1				
2	BSHK05056	BUSH	1				
3	192008 02	THRUST WASHER	1				
4	195850 01	SPLINED CLUTCH HUB	1				
5	131005	CLUTCH PLATE	2				
6	195429 01	DRIVE DISC	1				
7	131073 04	SPACER	8				
8	131063	SPRING	8				
10	195427 01	LOCKING RING	1				
11	BLT-2270	BOLT	8				
12	WSH-0018	PLAIN WASHER	8				
13	NUT-0170	PLAIN NUT	16				

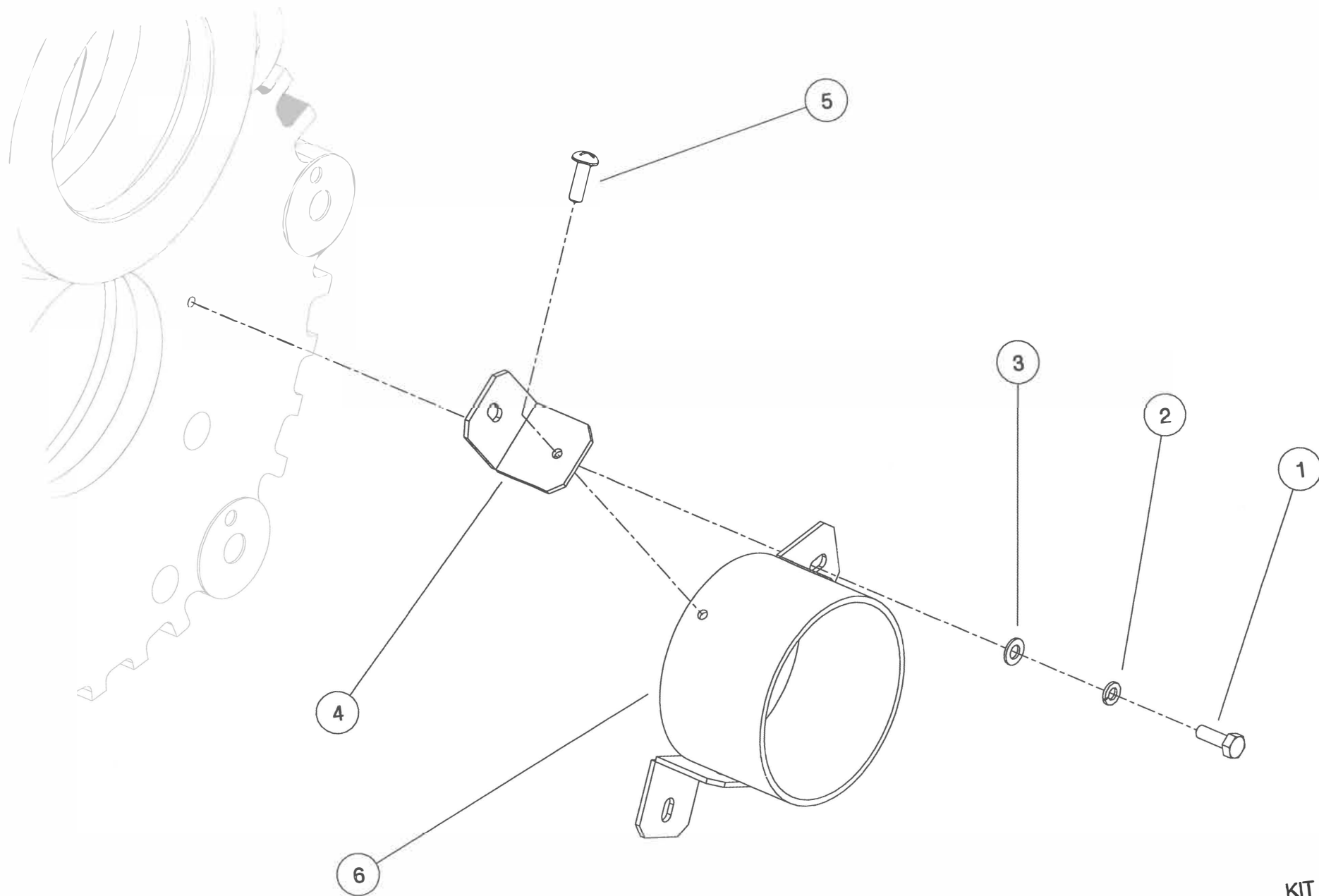
Shelbourne Reynolds Engineering Limited



KIT - 00119
KIT - 00121

Shelbourne Reynolds Engineering Limited

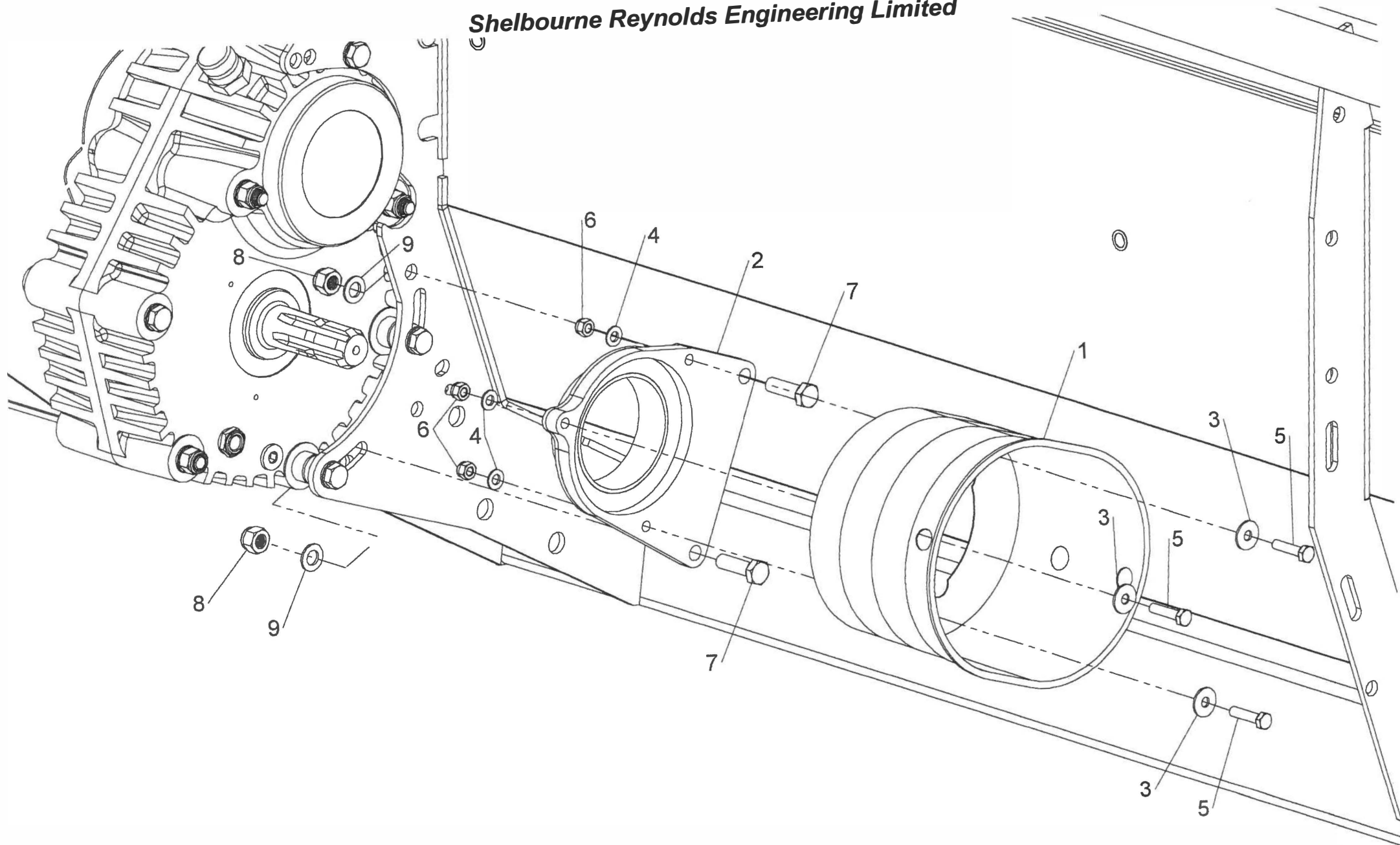
ASSY NUMBER: KIT-00527				ASSY DESCRIPTION: PTO END GUARD			
ITEM	PART NO	DESCRIPTION	QTY	ITEM	PART NO	DESCRIPTION	QTY
1	HSS-0055	SET SCREW	3				
2	WSH-0054	SPRING WASHER	3				
3	WSH-0006	FLAT WASHER	3				
4	194619 01	GUARD SECURING BRACKET	3				
5	SCW-5104	SCREW	3				
6	192985 06	GUARD TUBE	1				



KIT - 00527

Shelbourne Reynolds Engineering Limited

ASSY NUMBER: KIT-00529				ASSY DESCRIPTION: CVS PTO CONE KIT			
ITEM	PART NO	DESCRIPTION	QTY	ITEM	PART NO	DESCRIPTION	QTY
1	PTO-00960	PTO CONE	1				
2	199661 01	CONE MOUNT W/A	1				
3	WSH-1038	PENNY WASHER	3				
4	WSH-0012	PLAIN WASHER	3				
5	HSS-0152	SETSCREW	3				
6	NUT-0263	NYLOC NUT	3				
7	HSS-0250	SETSCREW	2				
8	NUT-0269	NYLOC NUT	2				
9	WSH-0018	PLAIN WASHER	2				



KIT-00529

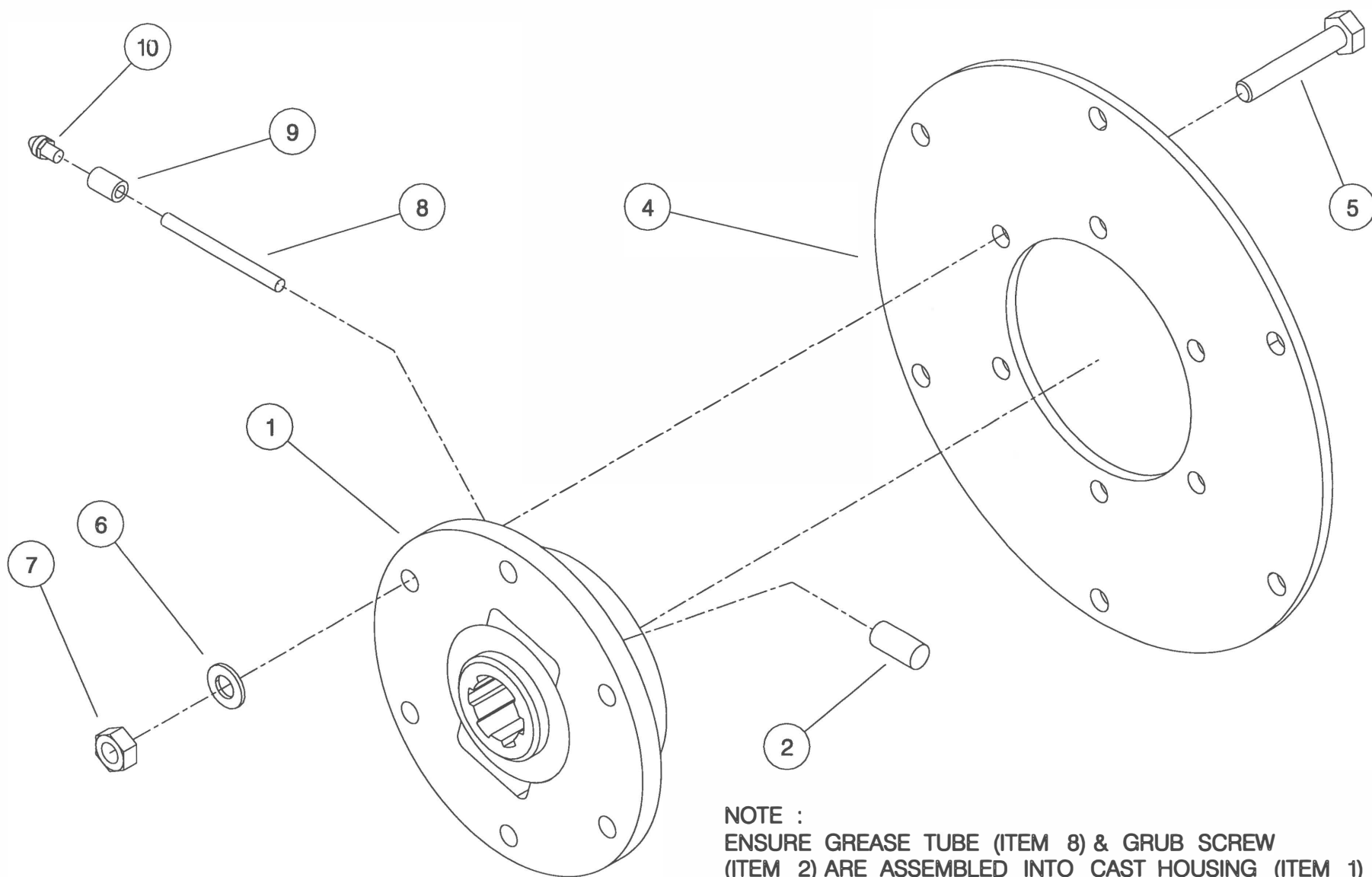


Shelbourne Reynolds Engineering Limited

ASSY NUMBER:		KIT-00976		SUB ASSY DESCRIPTION: BALL JOINT COUPLING			
ITEM	PART NO	DESCRIPTION	QTY	ITEM	PART NO	DESCRIPTION	QTY
1	193114 01	SPLINED BALL	1				
2	SCW-4530	GRUB SCREW	1				
3							
4	193106 01	DRIVE RING PLATE	1				
5	HSS-0198	SETSCREW	6				
6	WSH-0015	WASHER	6				
7	NUT-0265	NUT	6				
8	193077 01	GREASE TUBE	1				
9	193078 01	GREASE TUBE ADAPTOR	1				
10	NIP-00600	GREASE NIPPLE	1				

Shelbourne Reynolds Engineering Limited

ASSY NUMBER: KIT-00977				SUB ASSY DESCRIPTION: BALL JOINT COUPLING			
ITEM	PART NO	DESCRIPTION	QTY	ITEM	PART NO	DESCRIPTION	QTY
1	193115 01	BALL COUPLING ASSEMBLY	1				
2	SCW-4530	GRUB SCREW	1				
3							
4	193106 01	DRIVE RING PLT(C/RVS Mcs)	1				
OR	193076 01	DRIVE RING PLT(RX VS Mcs)					
5	HSS-0198	SETSCREW	6				
6	WSH-0015	WASHER	6				
7	NUT-0265	NUT	6				
8	193077 01	GREASE TUBE	1				
9	193078 01	GREASE TUBE ADAPTOR	1				
10	NIP-00600	GREASE NIPPLE	1				

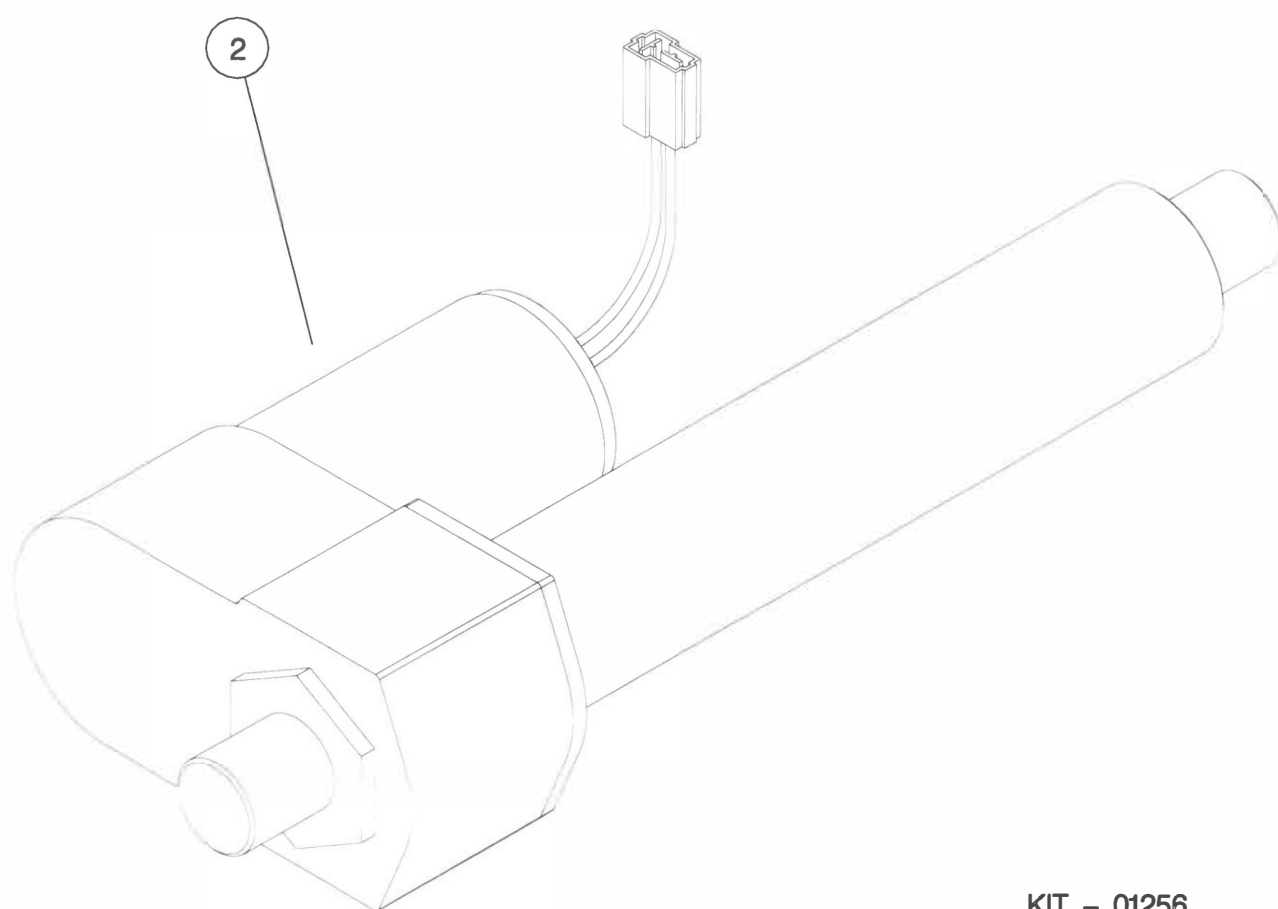
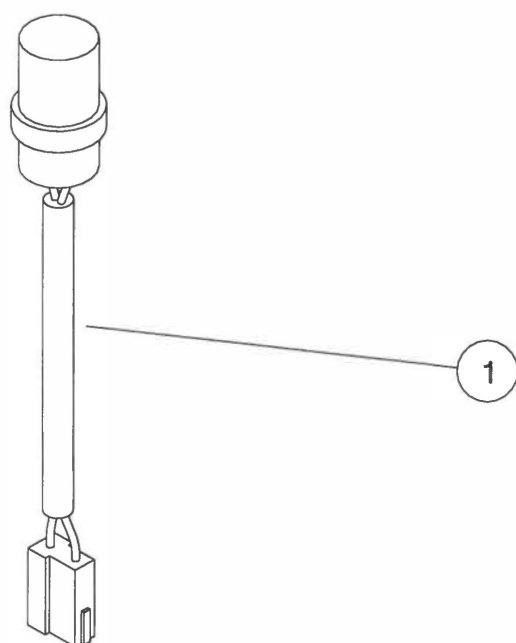


NOTE :
 ENSURE GREASE TUBE (ITEM 8) & GRUB SCREW
 (ITEM 2) ARE ASSEMBLED INTO CAST HOUSING (ITEM 1)
 THE ORIENTATION SHOWN IS FOR A R.H. ROTOR
 OPPOSITE ORIENTATION FOR L.H. ROTOR.

KIT - 00976 & KIT - 00977

Shelbourne Reynolds Engineering Limited

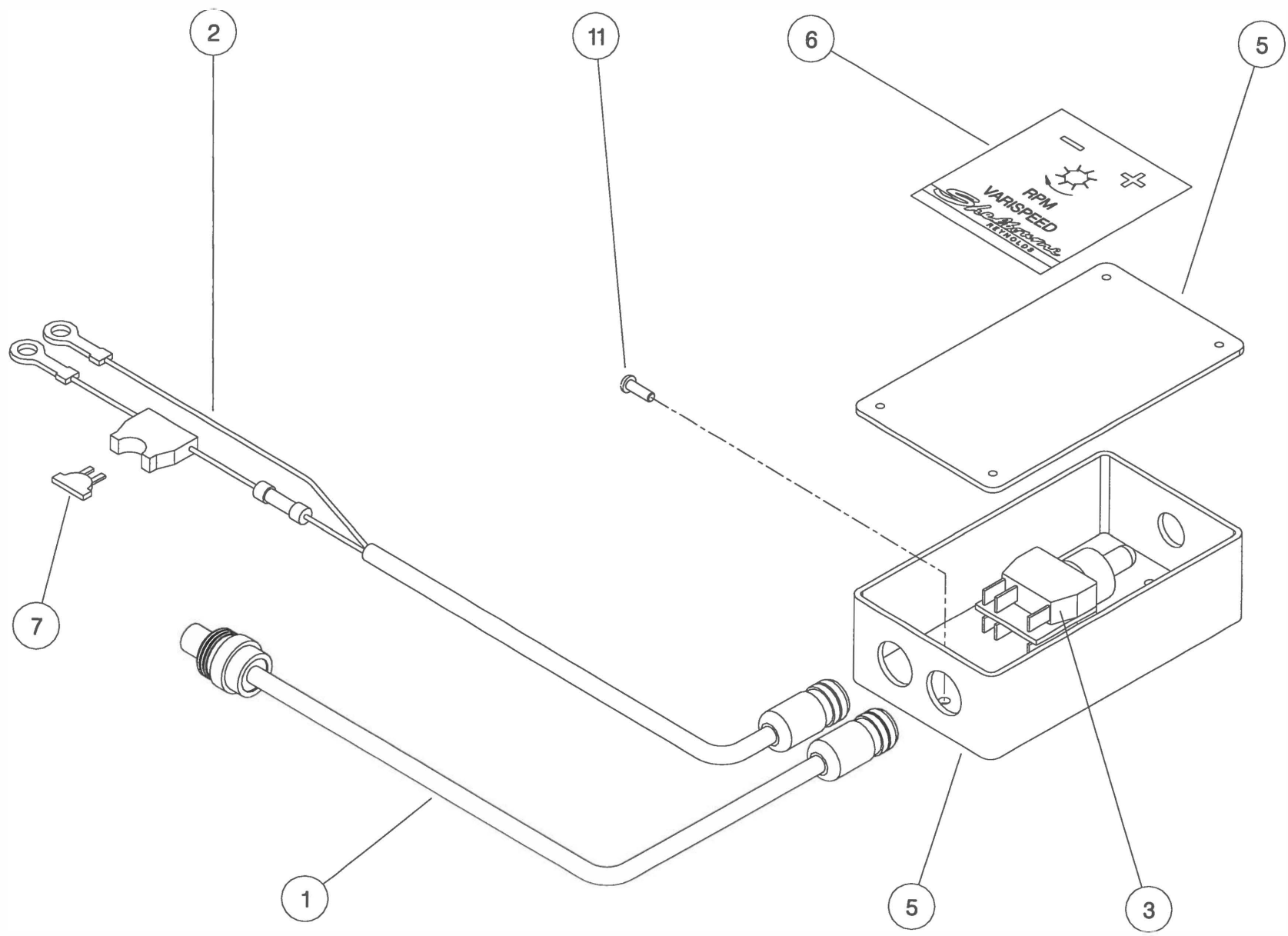
ASSY NUMBER:		KIT-01256		SUB ASSY DESCRIPTION:VARI SPEED CONTROL KIT (HEADER)			
ITEM	PART NO	DESCRIPTION	QTY	ITEM	PART NO	DESCRIPTION	QTY
1	195050 01	LOOM&PLUG ASSY	1				
2	REF ONLY	MOTE11006 PLUG&TERMINALS					



KIT - 01256

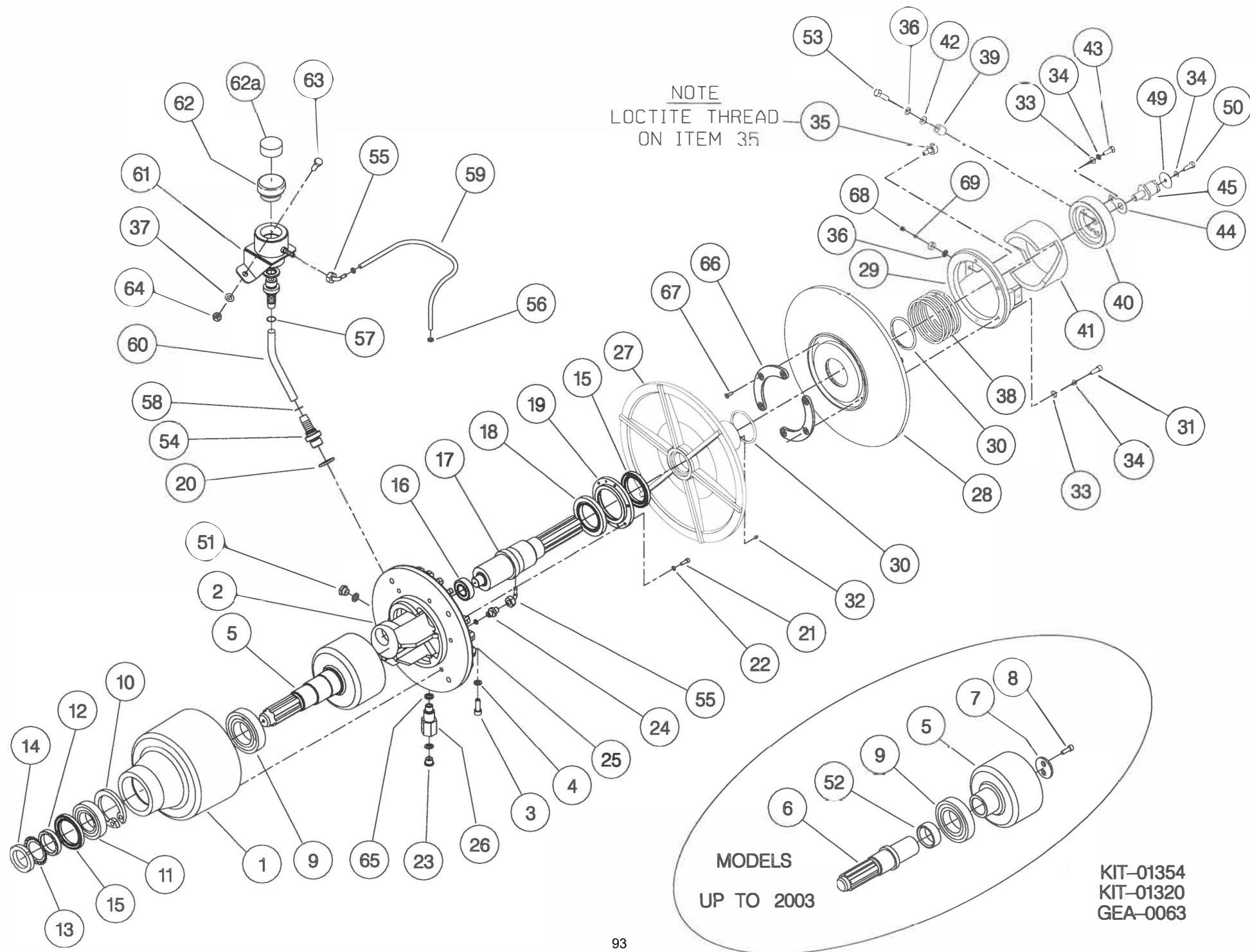
Shelbourne Reynolds Engineering Limited

ASSY NUMBER:		KIT-01287		SUB ASSY DESCRIPTION:VARI SPEED CONTROLLER (COMBINE)			
ITEM	PART NO	DESCRIPTION	QTY	ITEM	PART NO	DESCRIPTION	QTY
1	195052 01	SUPPLY LOOM	1				
2	195052 02	POWER FEED LOOM	1				
3	SWT-00020	SWITCH	1				
4							
5	195150 01	CONTROL BOX	1				
6	195151 01	EMBLEM	1				
7	FUS-00026	FUSE	1				
8							
9							
10							
11	SCW-5180	SELF TAP SCREW	2				
			90				



Shelbourne Reynolds Engineering Limited

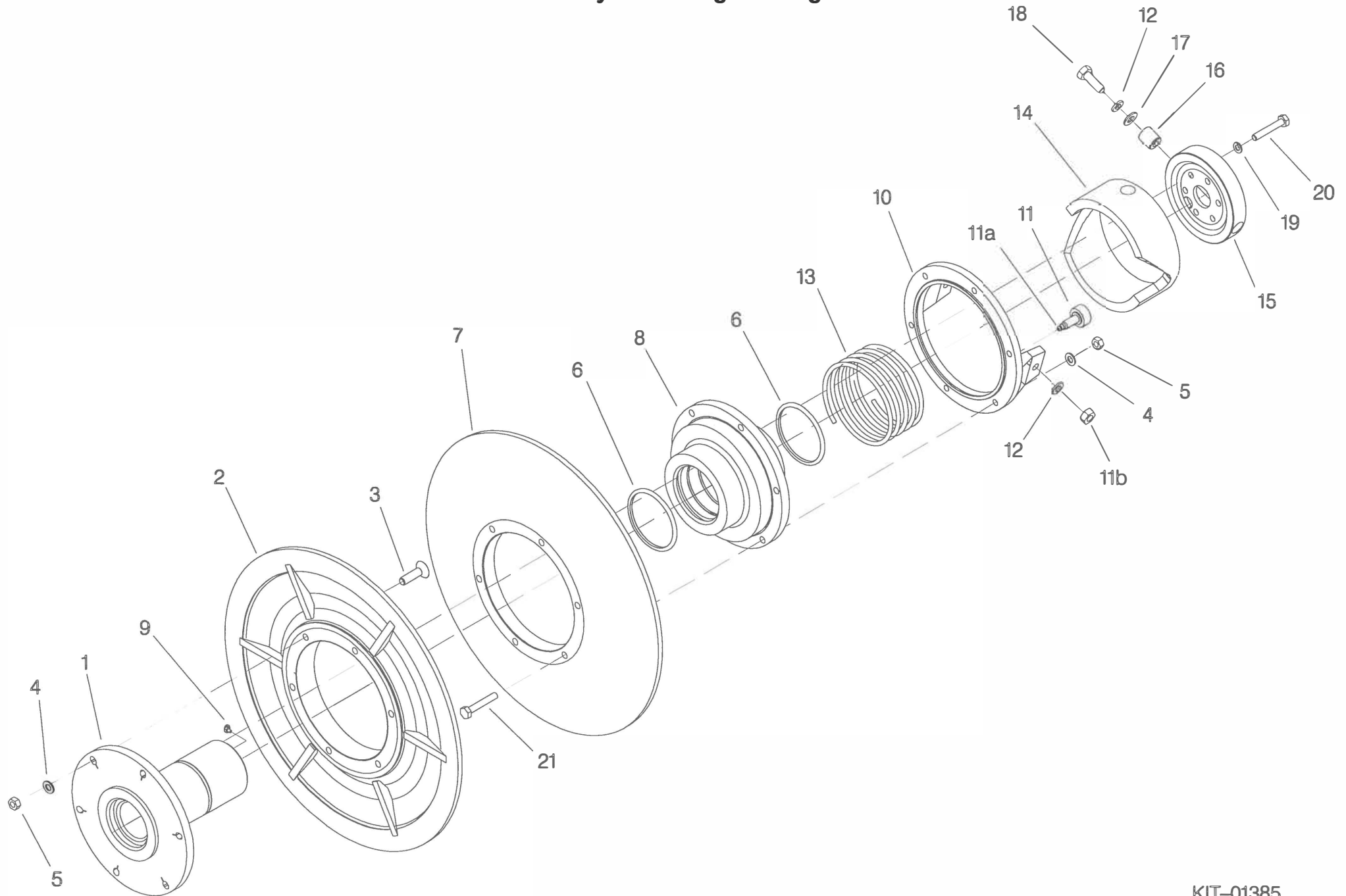
ASSY NUMBER: KIT-01320 & KIT-01320A & B				ASSY DESCRIPTION: ROTOR PULLEY ASSY			
ITEM	PART NO	DESCRIPTION	QTY	ITEM	PART NO	DESCRIPTION	QTY
1				38	SPGC00042	SPRING WHITE (2007,2008 & ON)	1
2						(FITTED IN KIT-01320B)	
3				OR	SPGC00038	SPRING YELLOW (2007 & 2008)	1
4						(FITTED IN KIT-01320A)	
5				OR	SPGC00030	SPRING (UP TO 2007)	1
6						(FITTED IN KIT-01320)	
7				39	194202 01	SLEEVE	2
8				40	197522 02	CAM CARRIAGE WHITE(2007,08&ON)	1
9						(FITTED IN KIT-01320B)	
10				OR	194205 02	CAM CARRIAGE YELLOW	1
11						(FITTED IN KIT-01320 & 01320A)	
12				41	194204 01	CAM	1
13				42	190119 11	WASHER	2
14				43	HSS-0157	SET SCREW	6
15				44			
16				45			
17				46			
18				47			
19				48			
20				49			
21				50			
22				51			
23				52			
24				53	HSS-0202	SETSCREW	2
25				59			
26				61			
27	193570 01	INNER PULLEY SHEAVE	1	62			
28	193571 01	OUTER PULLEY SHEAVE	1	63			
29	194194 01	CAM FOLLOWER BRACKET	1	64			
30	ORA300750	'O'RING	2	65			
31	HSS-0152	SET SCREW	6	66	197523 01	PULLEY SPACER HALF RING	2
32	NIP-00610	GREASE NIPPLE	1			(2007 & 2008, FITTED IN KIT-01320A)	
33	WSH-0012	PLAIN WASHER	12	67	SCEA08083	CSK.SOC.HEAD SCREW	2
34	WSH-0058	SPRING WASHER	12			(2007 & 2008, FITTED IN KIT-01320A)	
35	197640 01	CAM FOLLOWER ASSY	2	68	NIP-90000	NEEDLE POINT GREASE ADAPT.	1
36	WSH-0061	SPRING WASHER	4			(EARLY 2007 ONLY)	
37				69	NIP-0001	GREASE NIPPLE	1
	REFER TO	ILLUSTRATION GEA-0063				(EARLY 2007 ONLY)	



Shelbourne Reynolds Engineering Limited

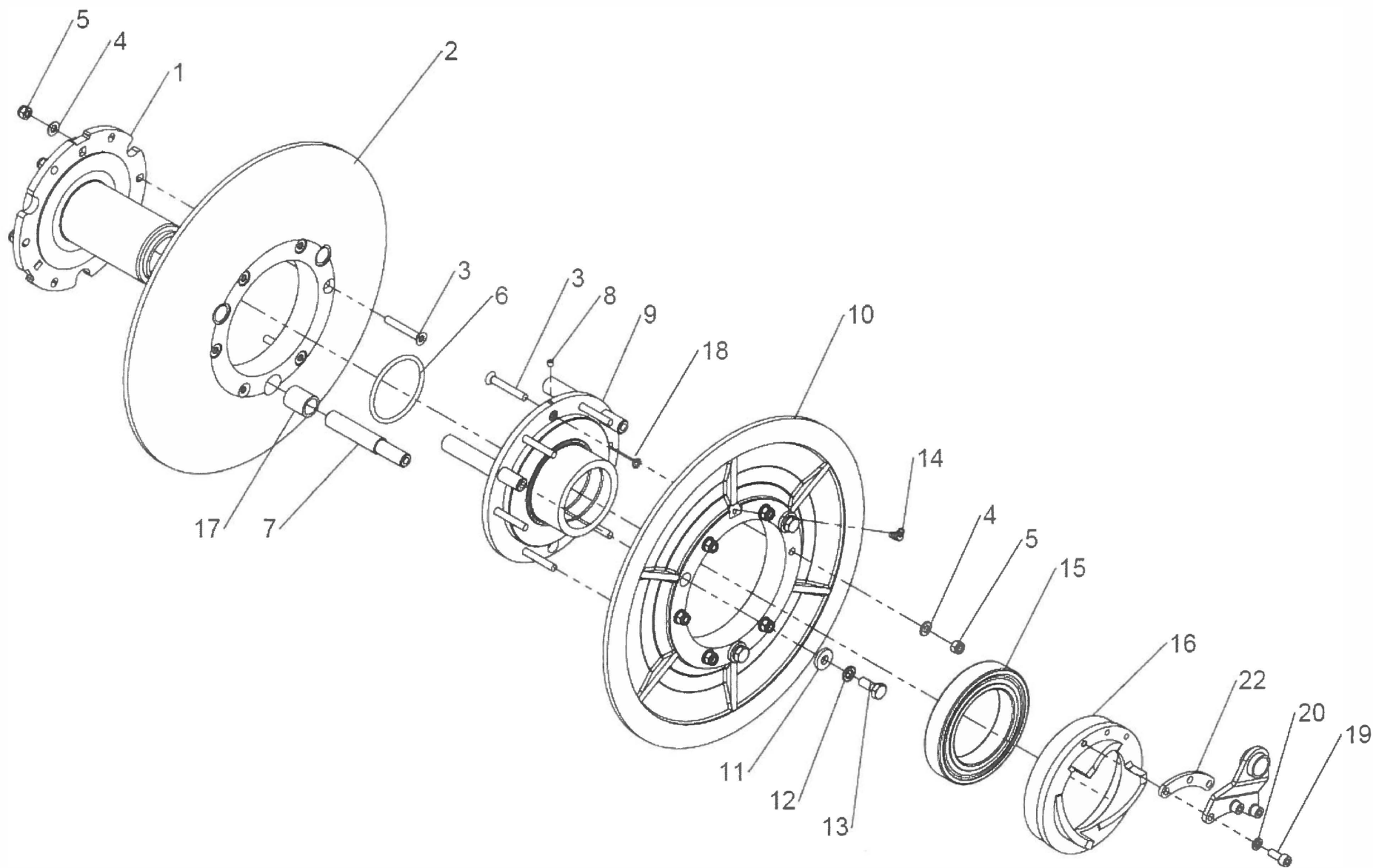
ASSY NUMBER: KIT-01385				ASSY DESCRIPTION: ROTOR PULLEY ASSY (BOLT IN HUBS)2010 & ON			
ITEM	PART NO	DESCRIPTION	QTY	ITEM	PART NO	DESCRIPTION	QTY
1	199349 01	INNER PULLEY HUB	1				
2	198269 01	INNER FRONT PULLEY	1				
3	SCEA08353	CSK.SOC HD SCREW	6				
4	WSH-0012	PLAIN WASHER	12				
5	NUT-0263	NYLOC NUT	12				
6	ORA300750	O RING	2				
7	198268 01	OUTER FRONT PULLEY	1				
8	199409 01	OUTER PULLEY HUB	1				
9	NIP-00610	GREASE NIPPLE	1				
10	198267 01	CAM FOLLOWER BRACKET	1				
11	197640 01	CAM FOLLOWER BEARING ASSY	2				
11a	NIP-00600	GREASE NIPPLE					
11b	NUTE01100	PLAIN NUT					
12	WSH-0061	SPRING WASHER	4				
13	SPGC00042	SPRING (WHITE)	1				
14	194204 01	CAM	1				
15	197522 02	CAM CARRIAGE	1				
16	194202 01	SLEEVE	2				
17	190119 11	WASHER	2				
18	HSS-0202	SETSCREW	2				
19	WSH-0058	SPRING WASHER	6				
20	HSS-0155	SETSCREW	6				
21	BLTA08350	HEX HEAD BOLT	6				

Shelbourne Reynolds Engineering Limited



Shelbourne Reynolds Engineering Limited

ASSY NUMBER: KIT-01386				ASSY DESCRIPTION: REAR PULLEY ASSY (BOLT IN HUBS)			
ITEM	PART NO	DESCRIPTION	QTY	ITEM	PART NO	DESCRIPTION	QTY
1	199350 01	OUTER PULLEY HUB	1				
2	198270 01	OUTER REAR PULLEY	1				
3	SCEA08353	CSK SCREW	12				
4	WSH-0012	PLAIN WASHER	12				
5	NUT-0263	NYLOC NUT	12				
6	ORA300750	O RING	1				
7	198274 02	SPIGOT	3				
8	SCW-4528	GRUB SCREW	1				
9	199410 01	INNER PULLEY HUB	1				
10	198271 01	INNER PULLEY	1				
11	190119 11	WASHER	3				
12	WSH-0061	SPRING WASHER	3				
13	HSS-0191	SETSCREW	3				
14	NIP-00620	GREASE NIPPLE	1				
15	BRG-19500N	BEARING	1				
16	194970 01	STATIC CAM	1				
17	BSHD02056	BRONZE BUSH	3				
18	ORA120080	O RING	1				
19	SCW-0133	CAP HEAD SCREW	3				
20	WSH-0058	SPRING WASHER	3				
21	SEE DRIVE SUB	STATIC CAM ARM	1				
22	197465 01	CAM ARM SPACER	1				



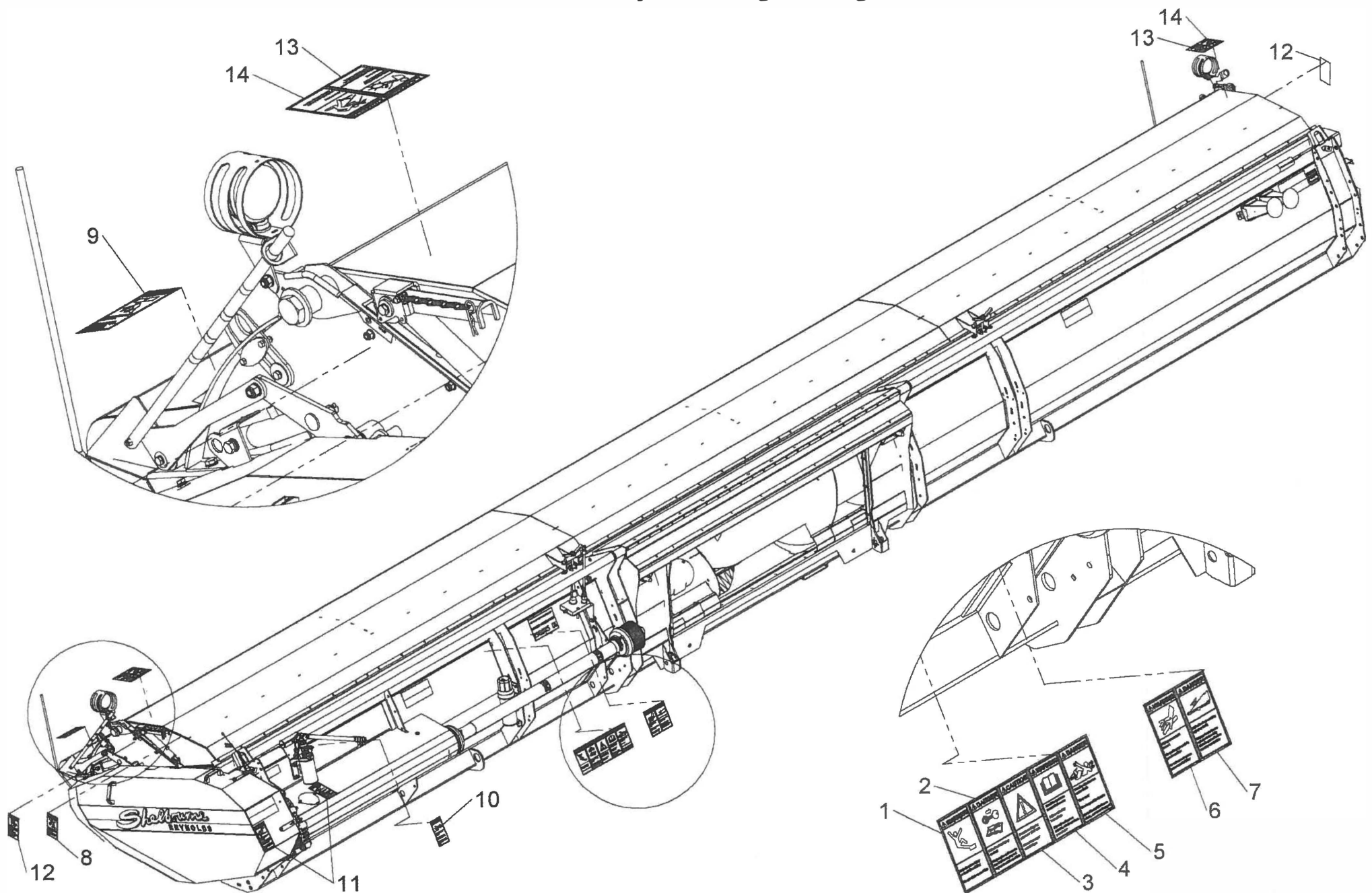
KIT-01386



Shelbourne Reynolds Engineering Limited

ASSY NUMBER: KIT-01401				ASSY DESCRIPTION: SAFETY DECAL KIT NORTH AMERICA			
ITEM	PART NO	DESCRIPTION	QTY	ITEM	PART NO	DESCRIPTION	QTY
1	198835 01	EMBLEM - DO NOT CLIMB	1				
2	198840 01	EMBLEM - STOP ENGINE	1				
3	198838 01	EMBLEM - SPEED RESTRICTION	1				
4	199011 01	EMBLEM - READ OPS MANUAL	1				
5	198842 01	EMBLEM - ROTATING DRIVE LINE	1				
6	198832 01	EMBLEM - HIGH PRESSUE FLUID	1				
7	198844 01	EMBLEM - RISK OF CRUSHING	1				
8	198843 01	EMBLEM - HOOD LOCK	1				
9	198836 01	EMBLEM - CROP DEFLECTOR LOCK	1				
10	198839 01	EMBLEM - AUGER	1				
11	198837 01	EMBLEM - MOVING PARTS UNDER	2				
12	198833 01	EMBLEM - CROP DEFLECTOR HAND	2				
13	198841 01	EMBLEM - ROTOR KEEP AWAY	2				
14	198834 01	EMBLEM - STAND CLEAR ROTOR	2				

Shelbourne Reynolds Engineering Limited



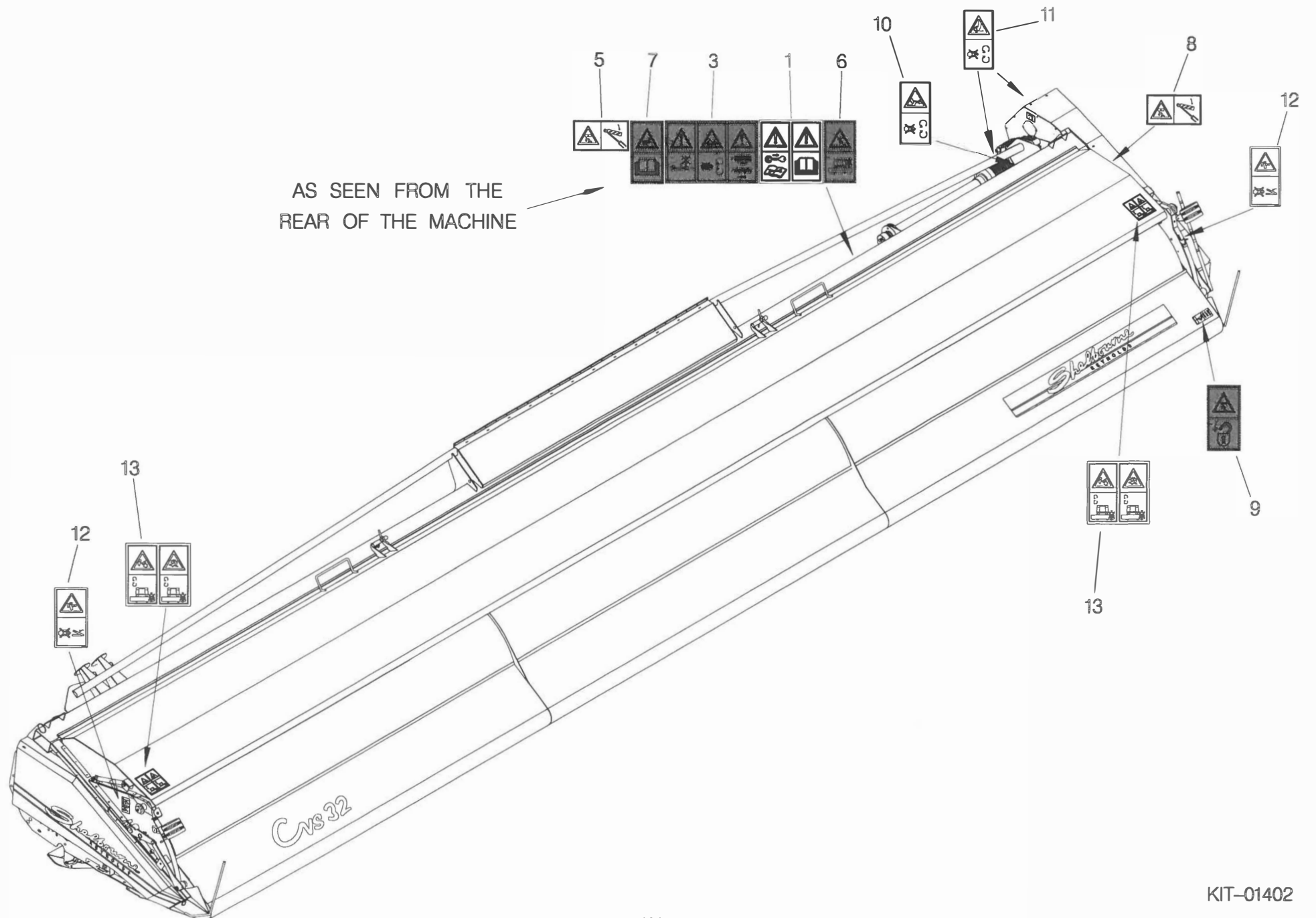
KIT-01401



Shelbourne Reynolds Engineering Limited

ASSY NUMBER: KIT-01402				ASSY DESCRIPTION: SAFETY DECAL KIT ISO			
ITEM	PART NO	DESCRIPTION	QTY	ITEM	PART NO	DESCRIPTION	QTY
1	TNF-0011	EMBLEM - SAFETY MAINTENANCE	1				
2		OPERATORS MANUAL					
3	TNF-0012	EMBLEM - PTO GUARDS	1				
4		ROTOR/AUGER SPEED					
		PTO CHAIN					
5	210435 01	EMBLEM - FEEDER HOUSE LOCK	1				
6	198847 01	EMBLEM - CLIMBING	1				
7	198846 01	EMBLEM - HIGH PRESSURE OIL	1				
8	210435 01	EMBLEM - HOOD LOCK	1				
9	198845 01	EMBLEM - CROP DEFLECTOR LOCK	1				
10	193393 01	EMBLEM - AUGER	1				
11	193392 01	EMBLEM - MOVING PARTS UNDER	2				
12	800215 01	EMBLEM - CROP DEFLECTOR HAND	2				
13	TNF-0010	EMBLEM - FLYING OBJECTS	2				
14		ROTOR ENTANGLEMENT					

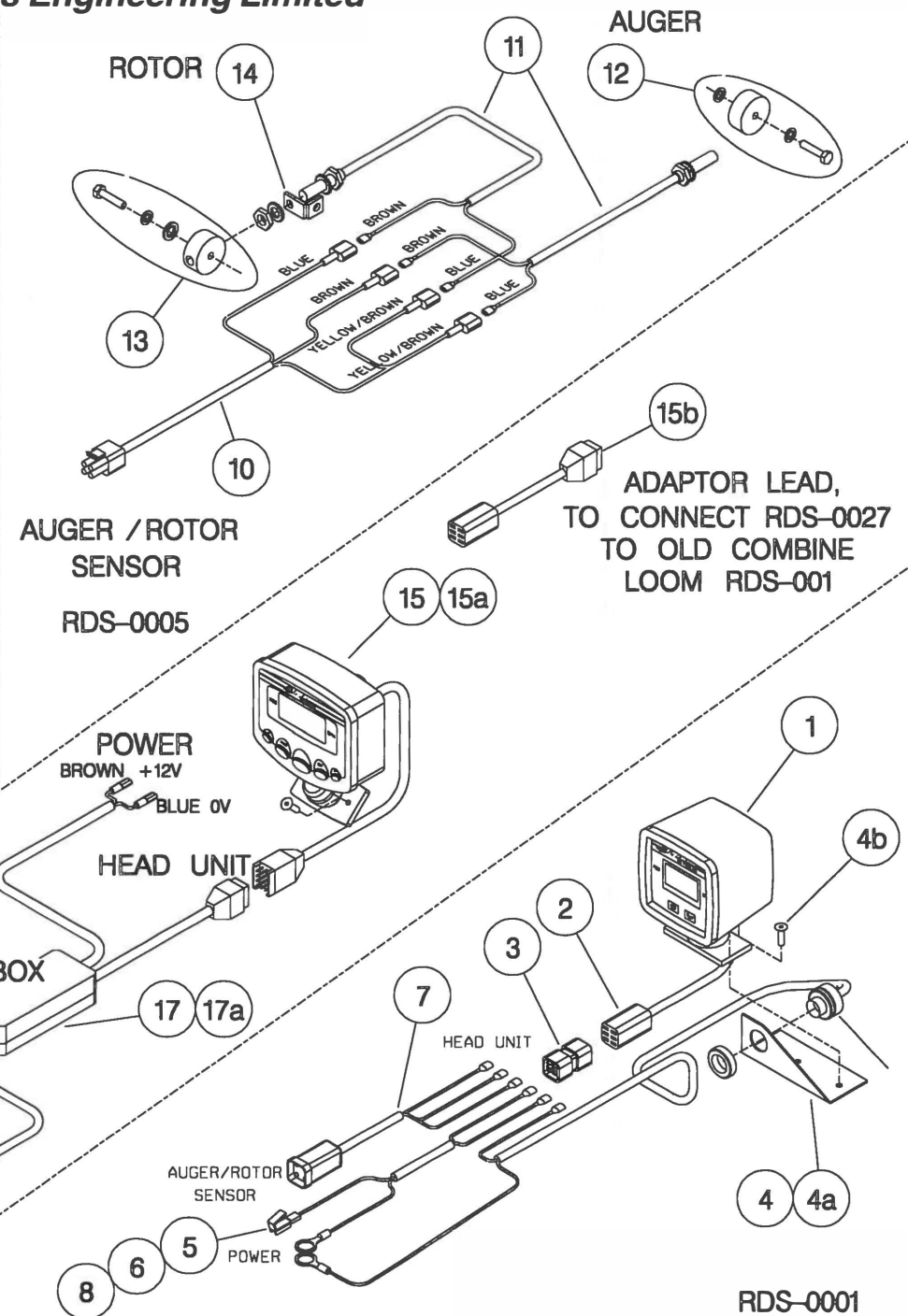
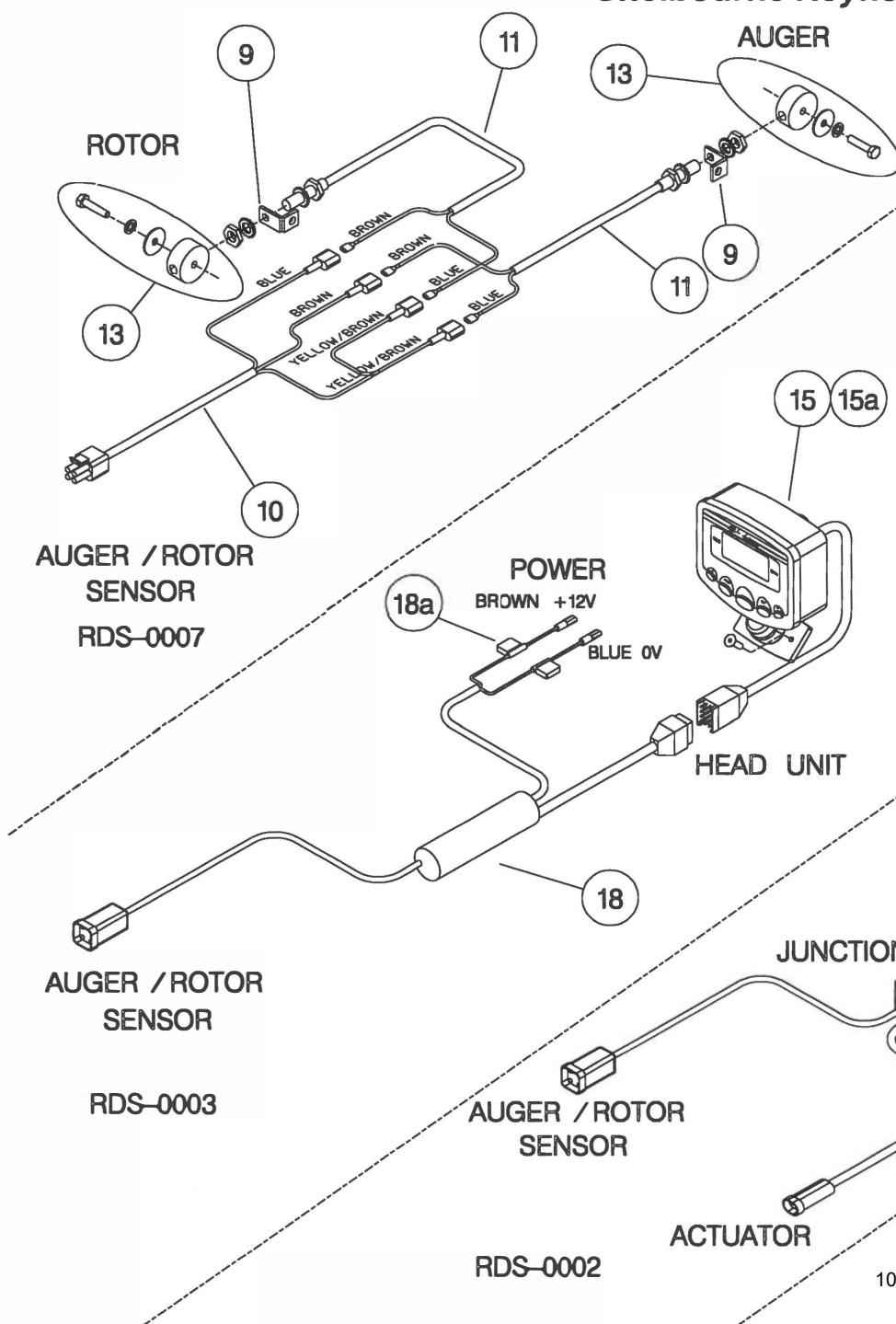
Shelbourne Reynolds Engineering Limited



Shelbourne Reynolds Engineering Limited

ASSY NUMBER: RDS-0001/RDS-0002/RDS-0003 & RDS-0005/RDS-0007				ASSY DESCRIPTION: RDS EQUIPMENT ALL YEARS			
ITEM	PART NO	DESCRIPTION	QTY	ITEM	PART NO	DESCRIPTION	QTY
1	RDS-0010	TACHO HEAD COMPLETE	1	12	RDS-0019	MAGNET	1
1a	RDS-0022	PLASTIC LOCK NUT & BALL	1	12a	HSS-0088	SETSCREW	1
1b	RDS-0024	POD FOOT	1	12b	WSH-0056	SPRING WASHER	1
2	RDS-0011	TACHO HEAD PLUG AND ARMS	1	12c		FIBRE WASHER	2
3	RDS-0012	HARTING CONNECTOR	1	13	RDS-0020	MAGNET CARRIER	1or2
3a		STICKER	1	13a	HSS-0088	SET SCREW	1
4	RDS-0013	AUDIBLE ALARM	1	13b	WSH-0056	SPRING WASHER	1
4a		FIXING BRACKET	1	13c	WSH-1036	PENNY WASHER	1
4b		SELF TAP.SCREWS	2	14	RDS-0021	ROTOR SENSOR BRACKET	1
5	RDS-0014	POWER CONNECTION LEAD	1	15	RDS-0027	TACHO HEAD COMPLETE	1
6	FUS-0022	FUSE (2 AMP BLADE)	1	15a	RDS-0029	TACHO HEAD FIX.ARM KIT	1
7	RDS-0015	COMBINE LEAD	1	15b	RDS-0006	CONNECTOR LEAD (SPARES ONLY)	1
8	RDS-0016	24V-12V CONVERTER KIT (SPARE PART ONLY)	1	16			
9	198323 01	SENSOR BRACKET (SLOTTED)	2	17	RDS-0028	JUNCTION BOX/COMBINE LEAD	1
10	RDS-0017	HEADER LEAD	1	17a	FUS-00026	FUSE (15 AMP BLADE)	1
11	RDS-0018	SHAFT SENSOR C/W FITTINGS	2	18	RDS-0030	COMBINE LEAD (RSD ONLY)	1
11a	RDS-0018A	PLAIN NUT	2	18a	FUS-0022	FUSE (2 AMP BLADE)	1
11b	WSHA20121	SHAKEPROOF WASHER	2				

Shelbourne Reynolds Engineering Limited

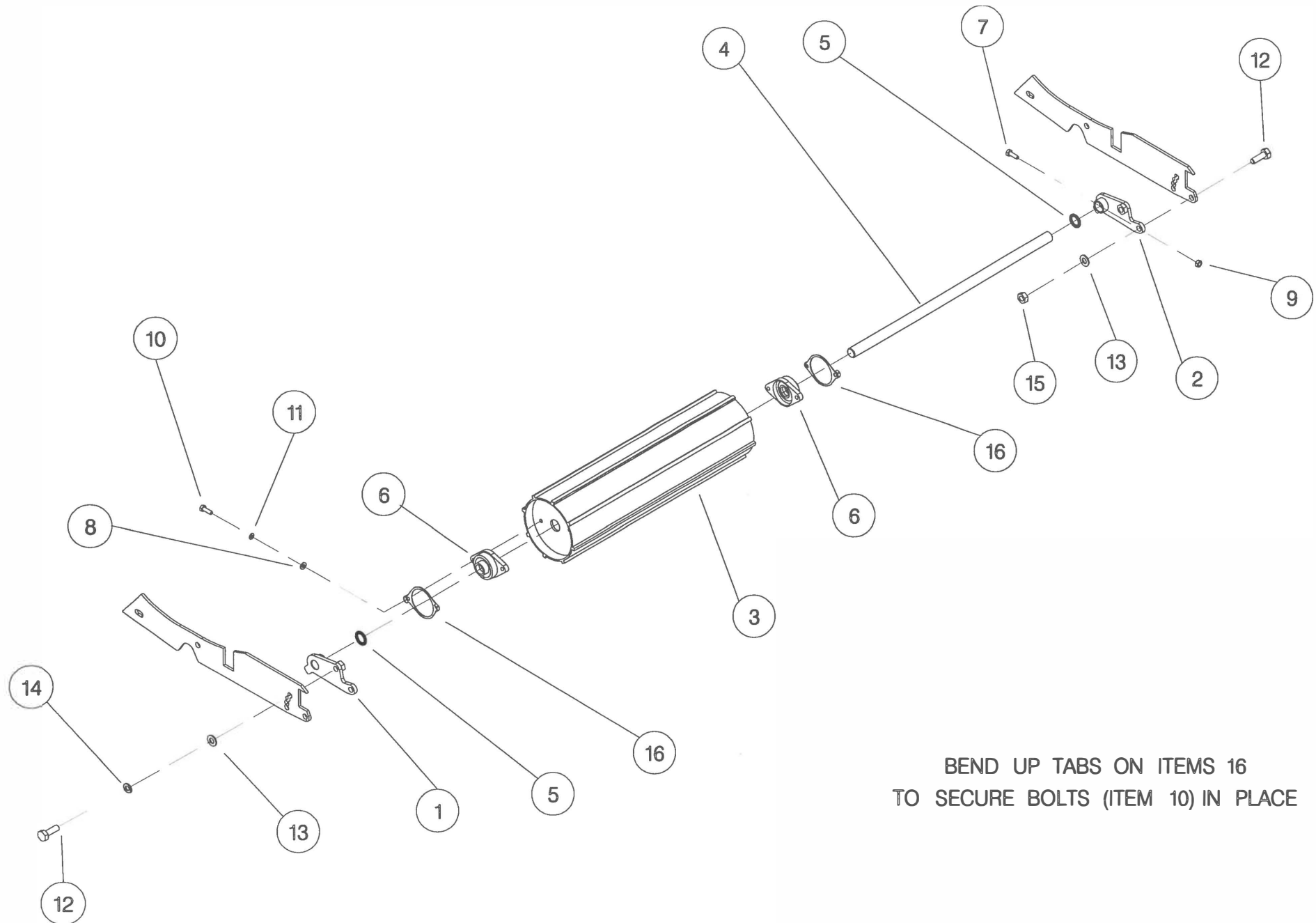


Shelbourne Header CVS Range

Kit Options

ASSY NUMBER: KIT-01281				ASSY DESCRIPTION: R/CVS OPTIONAL ROLLER KIT			
ITEM	PART NO	DESCRIPTION	QTY	ITEM	PART NO	DESCRIPTION	QTY
1	193831 01	ROLLER ADJUSTER RH	2				
2	193831 02	ROLLER ADJUSTER LH	2				
3	193834 01	ROLLER	2				
4	193832 01	CENTRE SHAFT	2				
5	190119 03	WASHER	8				
6	BRG-23045	BEARING	4				
7	BLTA10350	BOLT	4				
8	WSH-0015	PLAIN WASHER	16				
9	NUT-0265	NYLOC NUT	4				
10	HSS-0198	BOLT	8				
11	WSH-0061	SPRING WASHER	8				
12	HSS-0318	SET SCREW	8				
13	WSH-0024	PLAIN WASHER	8				
14	WSH-0070	SPRING WASHER	4				
15	NUT-0271	NYLOC NUT	4				
16	194869 01	LOCKING PLATE	4				

Shelbourne Reynolds Engineering Limited



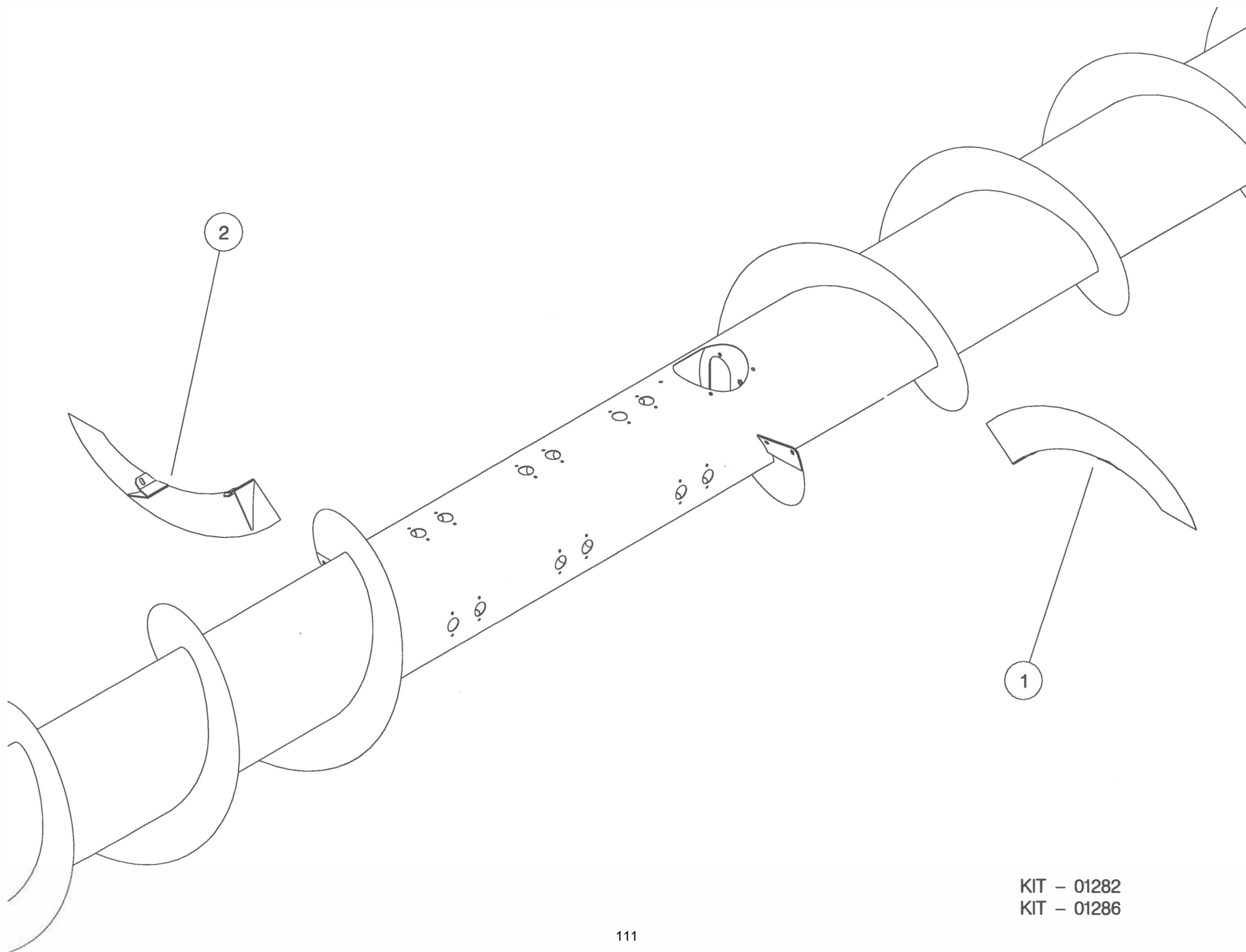
BEND UP TABS ON ITEMS 16
TO SECURE BOLTS (ITEM 10) IN PLACE

Shelbourne Reynolds Engineering Limited

ASSEMBLY NO:		KIT-01282		ASSEMBLY DESCRIPTION:		CVS 180 ⁰ FLIGHT EXTENSION KIT	
ITEM	PART NO	DESCRIPTION	QTY	ITEM	PART NO	DESCRIPTION	QTY
1	200328 01	FLIGHT EXTENSION LH	1				
2	200328 02	FLIGHT EXTENSION RH	1				

Shelbourne Reynolds Engineering Limited

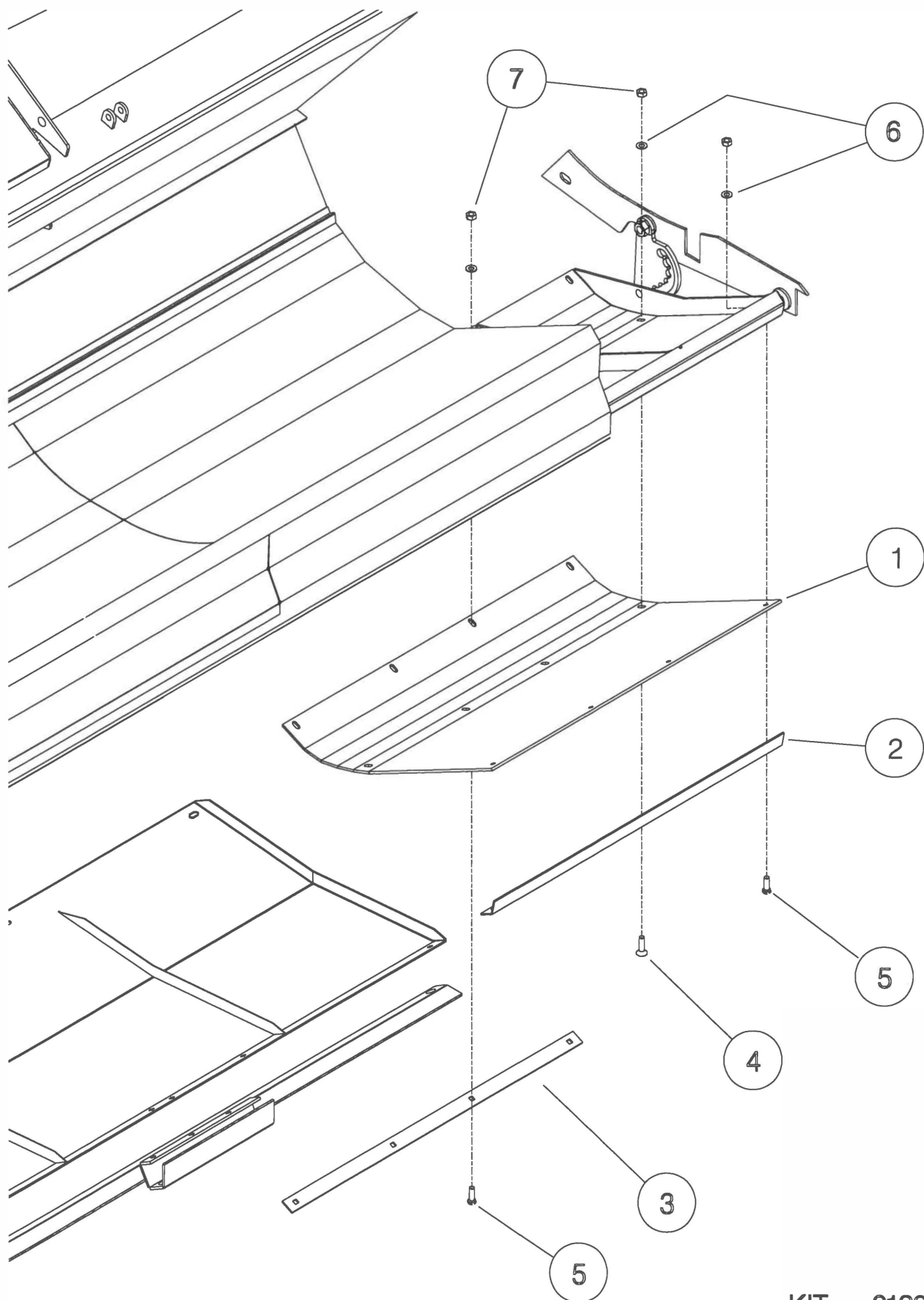
ASSEMBLY NO:		KIT-01286		ASSEMBLY DESCRIPTION:		180° FLIGHT EXTENSION KIT (HARD)	
ITEM	PART NO	DESCRIPTION	QTY	ITEM	PART NO	DESCRIPTION	QTY
1	195148 01	FLIGHT EXTENSION LH	1				
2	195148 02	FLIGHT EXTENSION RH	1				



KIT - 01282
KIT - 01286

Shelbourne Reynolds Engineering Limited

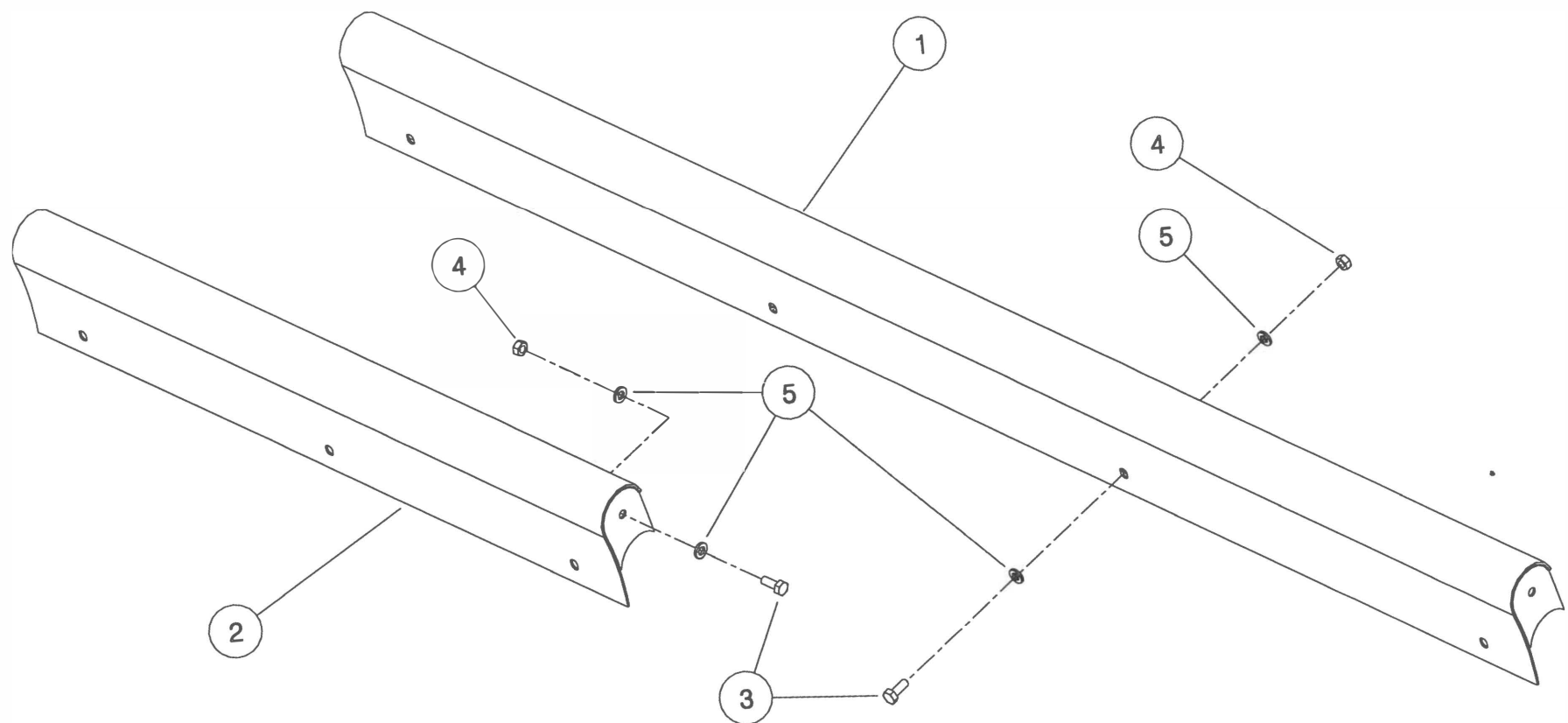
ASSY NUMBER: KIT-01299				ASSY DESCRIPTION: SKID POLY SLIP PLATE KIT			
ITEM	PART NO	DESCRIPTION	QTY	ITEM	PART NO	DESCRIPTION	QTY
1	195111 01	SKID POLY PLATE	1				
2	195142 01	FIXING PLATE	1				
3	195144 01	FIXING PLATE	1				
4	SCW-1740	CSK SOCKET HD SCW	4				
5	BLT-2700	COACH BOLT	8				
6	WSH-0012	PLAIN WASHER	12				
7	NUT-0263	NYLOC NUT	12				
					NOTE	KIT-01299 SINGLE SKID SELECT NUMBER OF SKIDS REQUIRED PER MACHINE	



KIT – 01299

Shelbourne Reynolds Engineering Limited

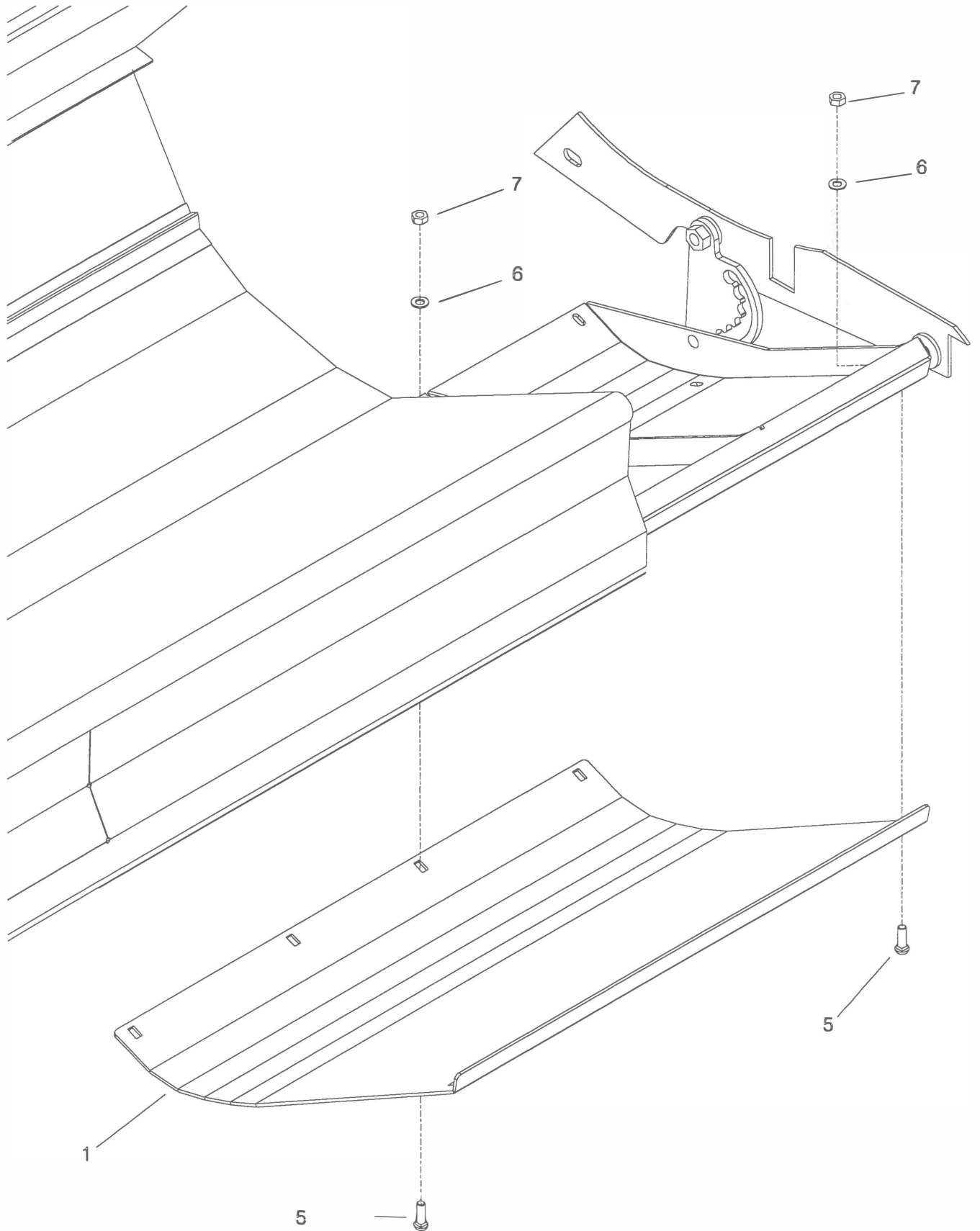
ASSEMBLY NO:		KIT-01313		ASSEMBLY DESCRIPTION:		6.0mt SPILL PLATE EXTENSION KIT	
ITEM	PART NO	DESCRIPTION	QTY	ITEM	PART NO	DESCRIPTION	QTY
1	195859 01	1.2mt EXTENSION	5				
2							
3	HSS-0084	BOLT	20				
4	NUT-0260	NUT	20				
5	WSH-0009	WASHER	40				



KIT - 01312 / 01317

Shelbourne Reynolds Engineering Limited

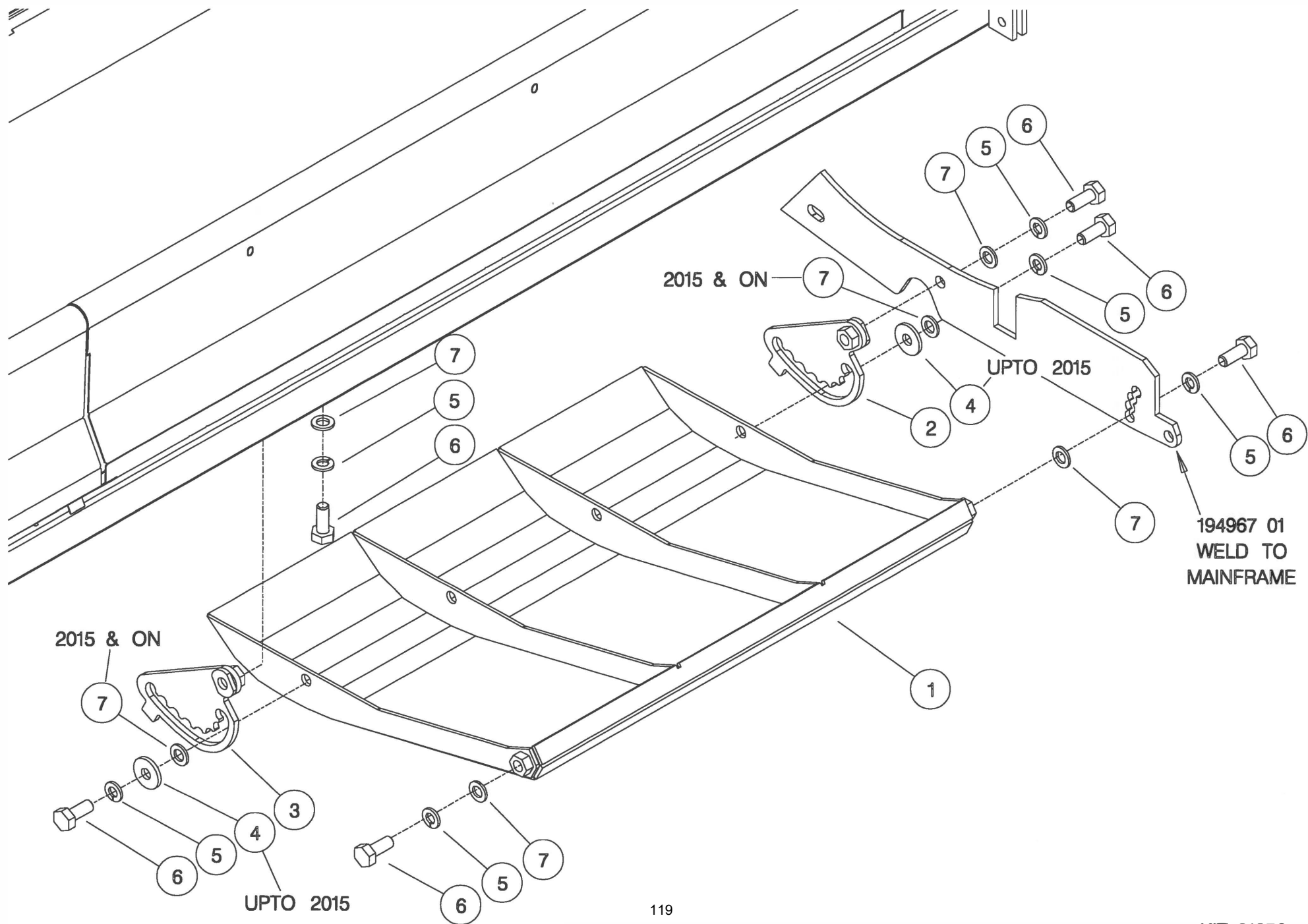
ASSY NUMBER: KIT-01340				ASSY DESCRIPTION: STEEL SKID COVER KIT			
ITEM	PART NO	DESCRIPTION	QTY	ITEM	PART NO	DESCRIPTION	QTY
1	197369 01	STEEL SKID COVER	2				
5	BLT-2700	COACHBOLT	16				
6	WSH-0012	PLAIN WASHER	16				
7	NUT-0263	NYLOC NUT	16				



KIT-01340

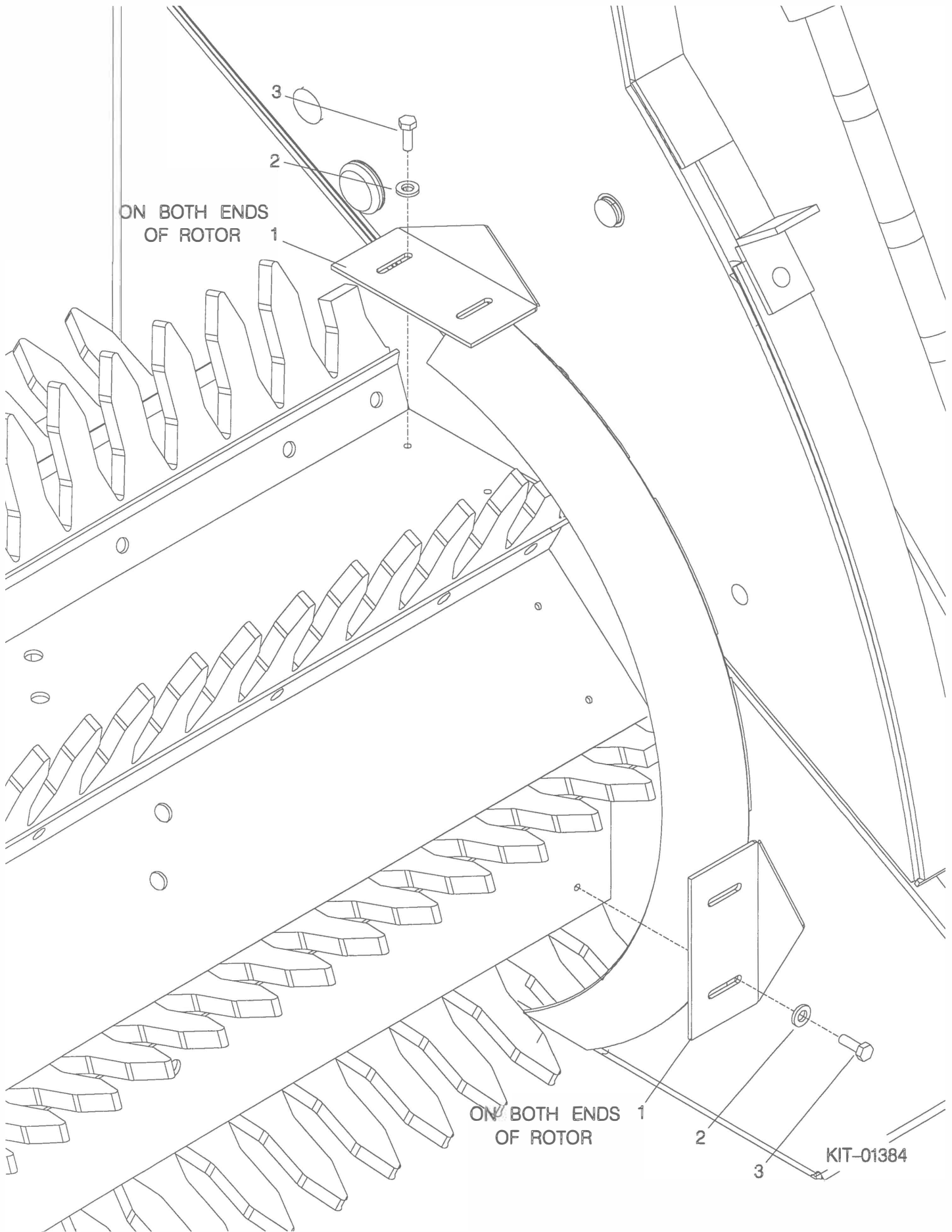
Shelbourne Reynolds Engineering Limited

ASSY NUMBER: KIT-01376				ASSY DESCRIPTION: CENTRAL SKID KIT (CVS14-24)			
ITEM	PART NO	DESCRIPTION	QTY	ITEM	PART NO	DESCRIPTION	QTY
1	194395 05	SKID W/A (WITH CUT OUTS)	1				
2	193828 01	SKID ADJUSTER PLATE LH	1				
3	193828 02	SKID ADJUSTER PLATE RH	1				
4	190119 07	WASHER (UPTO 2015)	2				
5	WSH-0070	SPRING WASHER	6				
6	HSS-0316	SETSCREW	6				
7	WSH-0024	PLAIN WASHER (2015 & ON)	6				
7	WSH-0024	PLAIN WASHER (UPTO 2015)	4				



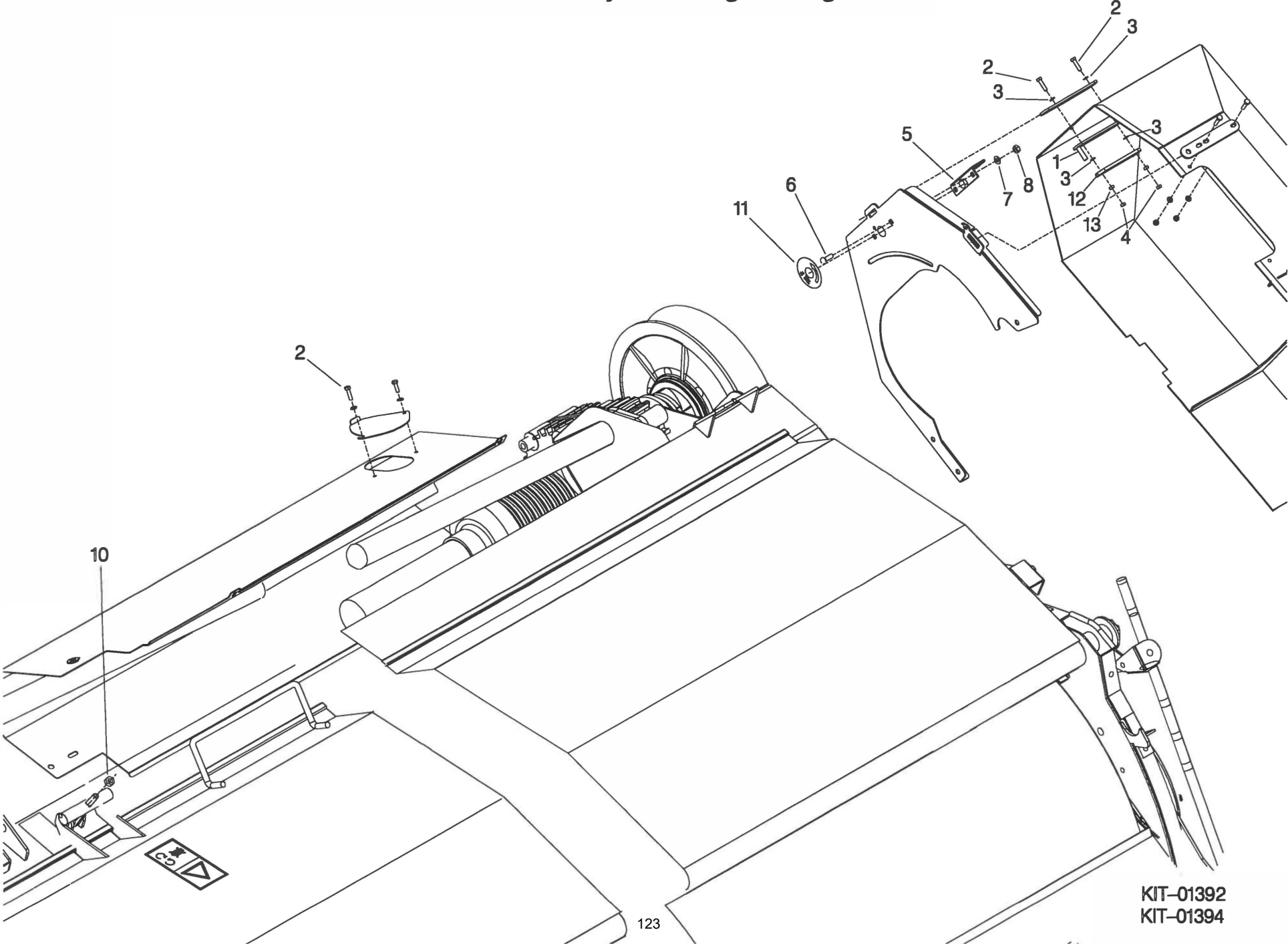
Shelbourne Reynolds Engineering Limited

ASSY NUMBER: KIT-01384				ASSY DESCRIPTION: ANTI-WRAP PLATE KIT			
ITEM	PART NO	DESCRIPTION	QTY	ITEM	PART NO	DESCRIPTION	QTY
1	192679 01	ANTI-WRAP PLATE	8				
2	WSH-1034	PENNY WASHER	16				
3	SCW-5180	SELF TAP SCREW	16				



Shelbourne Reynolds Engineering Limited

ASSY NUMBER: KIT-01392				ASSY DESCRIPTION: CE AREA KIT (SECURE GUARDS)			
ITEM	PART NO	DESCRIPTION	QTY	ITEM	PART NO	DESCRIPTION	QTY
1	198305 01	LATCH W/A	1				2
2	HSS-0086	SET SCREW	3				
3	WSH-0009	PLAIN WASHER	4				
4	NUT-0260	NYLOC NUT	2				
5	LTC-00040	SLAM LATCH	1				
6	BLT-4710	COACH BOLT	2				
7	WSH-0012	PLAIN WASHER	2				
8	NUT-0263	NYLOC NUT	2				
9							
10	NUT-0170	PLAIN NUT	2				
11	192953 01	TRANSFER (1/4 TURN)	1				
		FIT SLAM LATCH AND LATCH					
		REMOVE THUMB SCREW AND FIT ITEM 2					
		REMOVE WING NUTS FROM HOOD & FIT ITEM 10					



KIT-01392
KIT-01394

Shelbourne Reynolds Engineering Limited

ASSY NUMBER: KIT-01404				ASSY DESCRIPTION: NON AGGRESSIVE CENTRE FINGER KIT			
ITEM	PART NO	DESCRIPTION	QTY	ITEM	PART NO	DESCRIPTION	QTY
1	198280 01	CENTRE FINGER LH (NON AGG)	8				
2	198280 02	CENTRE FINGER RH (NON AGG)	8				

