

CVS 24

PARTS MANUAL - UP TO 2017



Shelbourne Reynolds Engineering Ltd
Stanton, Bury St Edmunds,
Suffolk, IP31 2AR, England

Telephone: 01359 250415
Fax: 01359 250464

Stores Direct : 01359 251231
Stores Direct: 01359 252031

Shelbourne Reynolds Inc.
Colby PO box 607,
1250 S Country Club Drive,
Colby, Kansas 67701
U.S.A.

Telephone: (785) 462 6299

Fax: (785) 462 6761

Issue 30

17/11/2022

ORDERING SPARE PARTS

IMPORTANT

Your Stripper Header is a made up of a Machine assembly number (common parts), specific sub assemblies and also customer optional build kits. The machine, sub assemblies and optional kit numbers are listed in the front pages of your Operators manual. If you do not have these numbers please contact Shelbourne Reynolds Parts Department direct on (telephone) Stanton - (01359) 251231 or Colby - (785) 462 6299.

To ensure that you order the correct part from your SRE dealer please use the following procedure.

ALWAYS QUOTE THE MACHINE AND SERIAL NUMBERS WHEN ORDERING.

The year and/or serial number of the machine may determine the correct sub assembly.

Refer to the Parts Manuals front page/s, listing the machine assemblies. Select the correct machine assembly number which is printed in the top left corner of the page (starting with 1965_ _ 01), This machine number can also be taken from the Stripper Header identification plate located on the rear left hand corner of the machine.

On this page you will find the parts listing for the common parts for every configuration of that machine assembly number. You will find the corresponding drawing by either looking at the facing page or progressing through the manual to the next drawing. The drawings indicate the components by item numbers, which you will find, are repeated in the left-hand side of your parts listing, and therefore referring to the correct part.

Note all parts will not be found listed below the machine number. Other parts will be from specific sub assemblies and optional kits. These sub assemblies and kits will be found in numerical order further through the manual. Sub assemblies start with 1960_ _ 01 and kits start with KIT- 19 _ _ _.

The parts listing for adaptor plates, drive kits and hydraulic couplings can be found in the following manuals;

Drive & Adaptor Plate Manuals

Massey Ferguson	MAN-03172	Claas/Cat	MAN-03173
John Deere	MAN-03174	New Holland	MAN-03175
Laverda	MAN-03176	Gleaner/Challenger	MAN-03177
Case IH	MAN-03178		

KEY

m = Meter,

A/R = Quantity as Required

List Of Kit Numbers

196557 12	Shelbourne Header	1
196562 12	Shelbourne Header	3
196143 36	Header Lights Sub Assembly	5
196173 03	Stripping Rotor Assembly RH 3.6m	7
196174 03	Stripping Rotor Assembly LH 3.6m	9
196190 12	Auger Assembly	11
196190 32	Auger Assembly	13
196192 01	Auger Mounting Sub Assembly	15
196192 03	Auger Mounting (8 Spring/Splined) Sub Assembly	17
196192 14	Auger Mounting (8 Spring/Splined) Sub Assembly	19
196192 16	Auger Mounting (Welded paddle) Sub Assembly	21
196193 12	Hydraulic Circuit Sub Assembly	23
196194 12	Top Door Cowl Assembly	25
196195 12	Adjustable Crop Deflector Sub Assembly	27
196197 02	Input Gearbox Mounting Sub Assembly	29
196197 03	Input Gearbox Mounting Sub Assembly	31
196198 01	Divider Sub Assembly	33
196201 01	Emblems & Guards Sub (UP TO 2003)	35
196201 02	Emblems & Guards Sub (2004 & ON)	37
196202 01	Rotor Mounting Sub Assembly	39
196202 02	Rotor Mounting Sub Assembly	41
196203 12	Frame & Parts Sub Assembly	44
196228 03	Stripping Rotor Assembly LH 3.6m	47
196247 12	Bolt On Paddle Auger Assembly 24'	49
196248 12	Frame & Parts Sub Assembly	52
196249 01	Emblems & Guard Sub (2009 & ON)	55
196252 04	Rotor Mouting Sub Assembly (2012 & ON)	57
196266 01	Drive Sub Assembly	59
GEA-0053	Input Gear Dropbox Assembly	62
GEA-0054	Input Gear Dropbox Assembly	66
GEA-0063	Rotor Gearbox Assembly	69
GEA-0064	Input Gearbox Assembly	71
KIT-00118	Auger Drive Sprocket/Clutch Assembly	73
KIT-00121	Auger Drive / Sprocket Clutch	75
KIT-00527	PTO End Guard	77
KIT-00529	PTO Cone Kit	79
KIT-00976	Ball Joint Centre Coupling	81
KIT-00977	Ball Joint Coupling	83
KIT-01256	Variable Speed Control Kit	85

KIT-01287	Variable Speed Controller (Combine)	87
KIT-01320	Rotor Pulley Assembly	89
KIT-01385	Rotor Pulley Assembly (Bolt in Hubs)	91
KIT-01386	Rear Pulley Assembly (Bolt In Hubs)	93
KIT-01401	Safety Decal Kit North America	95
KIT-01402	Safety Decal Kit ISO	97
RDS-0002	RDS Equipment (Pre 2010)	99
RDS-0005	RDS Equipment (Pre 2010)	99
RDS-0007	RDS Equipment (2010 & On)	99

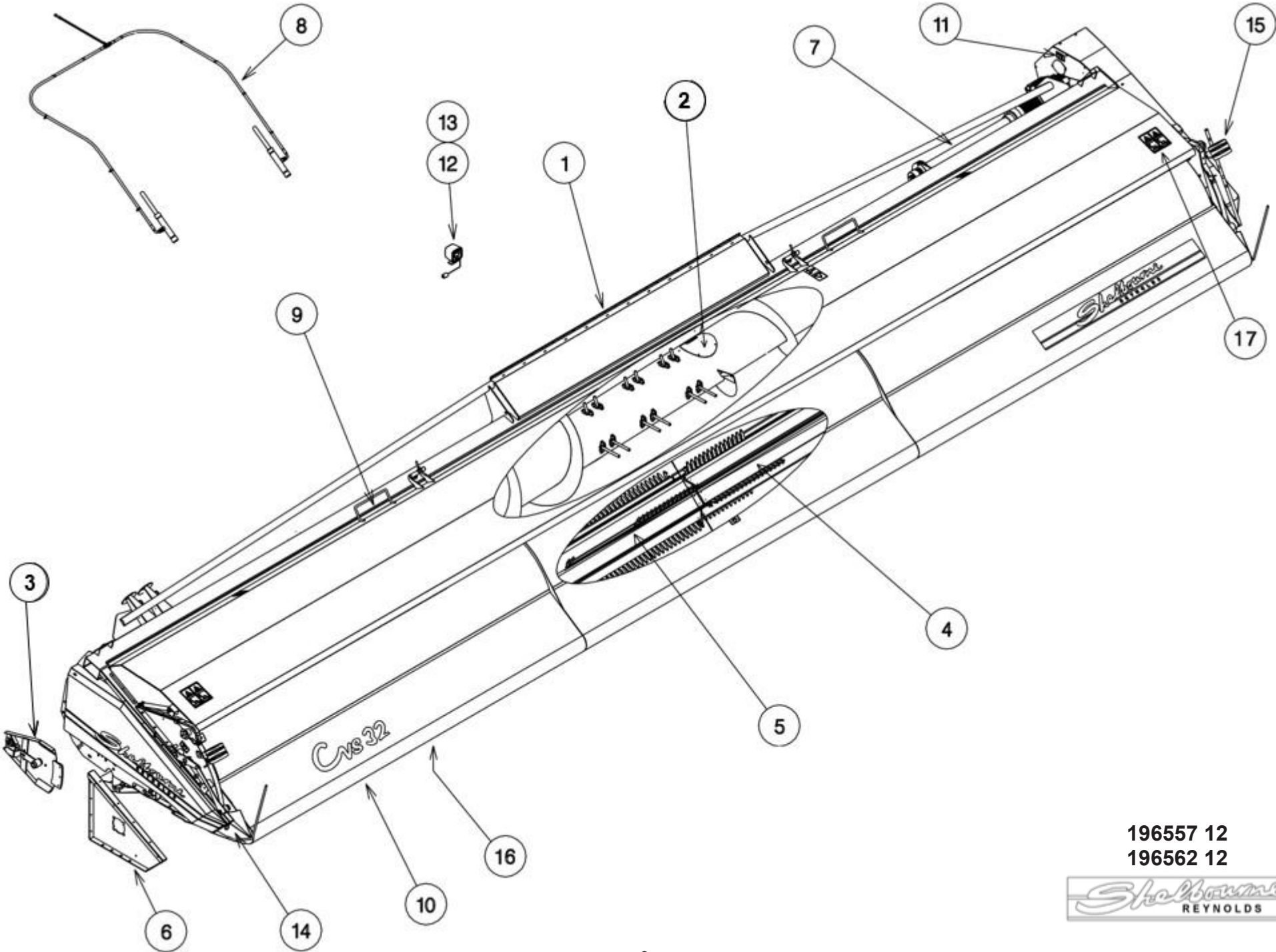
Kit Options 102

KIT-01281	R/CVS Optional Roller Kit	103
KIT-01282	180° Flight Extension Kit	105
KIT-01286	180° 180° Flight Extension Kit (Hard)	107
KIT-01299	Skid Poly Slip Plate Kit	109
KIT-01315	7.2mt Spill Plate Extension Kit	111
KIT-01340	Steel Skid Cover Kit	113
KIT-01376	Central Skid Kit	115
KIT-01384	Anti-Wrap Plate Kit	117
KIT-01392	CE Area Kit (Secure Guards)	119
KIT-01404	Non Aggressive Centre Finger Kit	121

Shelbourne Reynolds Engineering Limited

ASSY NUMBER: 196557 12				ASSY DESCRIPTION: CVS 24 SHELBOURNE HEADER			
ITEM	PART NO	DESCRIPTION	QTY	ITEM	PART NO	DESCRIPTION	QTY
1	196203 12	FRAME & PARTS	1				
2	196190 32	AUGER ASSY (2005 ON)	1				
OR	196190 12	AUGER ASSY (UPTO 2005)	1				
3	196192 14	AUGER MTG SUB(2007 & ON)	1				
OR	196192 03	AUGER MTG SUB(2003 TO 2007)	1				
OR	196192 01	AUGER MTG SUB(UPTO 2003)	1				
4	196174 03	STRIPPING ROTOR ASSY 3.6 LH	1				
5	196173 03	STRIPPING ROTOR ASSY 3.6 RH	1				
6	196202 01	ROTOR MTG SUB	1				
7	196197 02	INPUT GEARBOX MTG SUB	1				
8	196193 12	HYDRAULICS	1				
9	196194 12	TOP DOOR COWL SUB ASSY	1				
10	196195 12	ADJ CROP DEFLECTOR SUB	1				
11	196201 02	EMBLEMS & GUARDS (2006 & ON)1					
OR	196201 01	EMBLEMS & GUARDS (UPTO 2005)1					
12	RDS-0005	HEADER MONITORING KIT	1				
13	RDS-0001	COMBINE MONITOR KIT	1				
14	196198 01	DIVIDER SUB	1				
15	196143 36	HEADER LIGHTS SUB(USA ONLY)	1				

Shelbourne Reynolds Engineering Limited



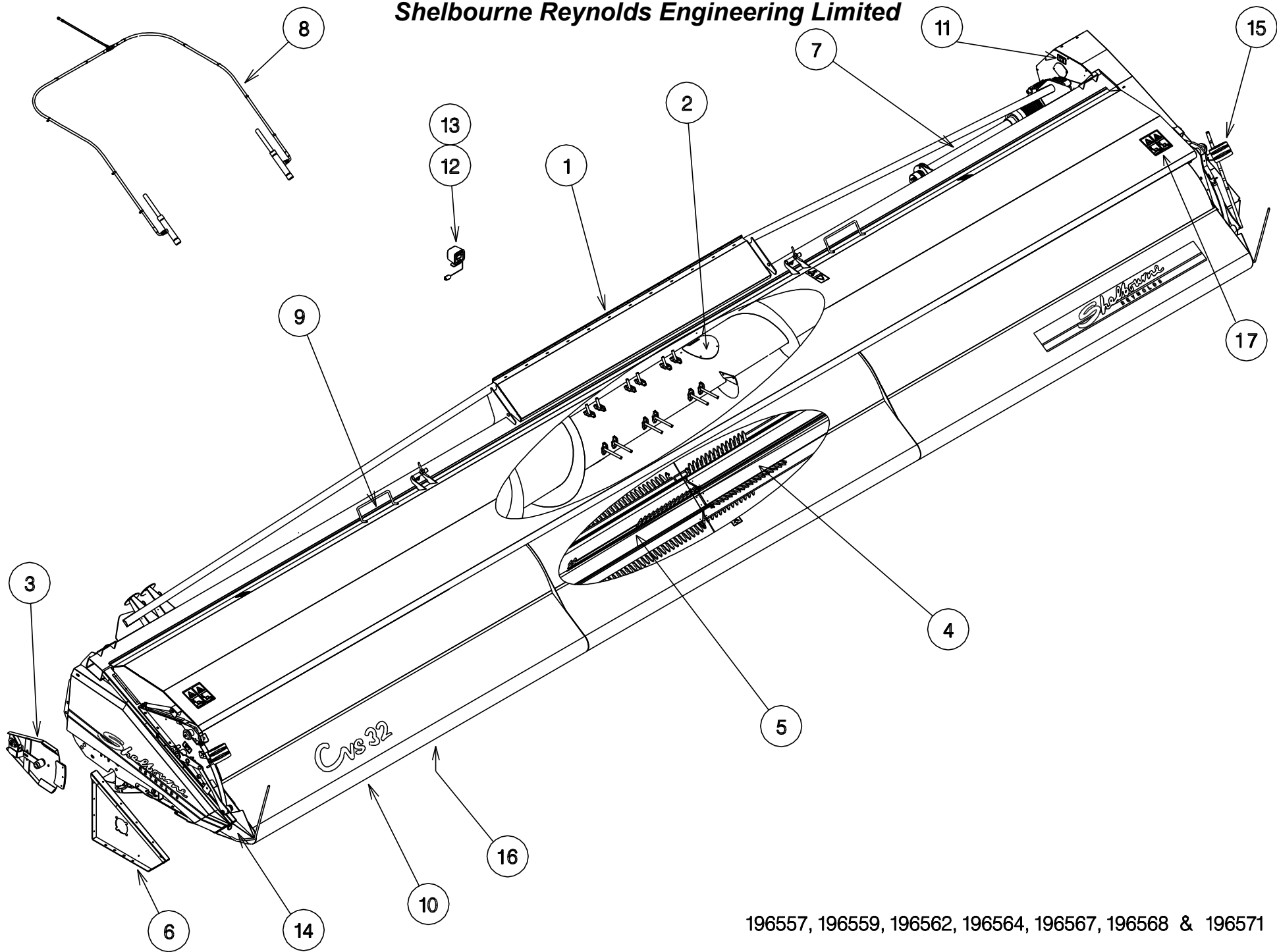
196557 12
196562 12



Shelbourne Reynolds Engineering Limited

ASSY NUMBER: 196562 12				ASSY DESCRIPTION: Cvs24 SHELBOURNE HEADER			
ITEM	PART NO	DESCRIPTION	QTY	ITEM	PART NO	DESCRIPTION	QTY
1	196248 12	FRAME AND PARTS (2010 & ON)	1	13	RDS-0002	COMBINE MONITOR KIT	1
OR	196203 12	FRAME AND PARTS (PRE 2010)	1	14	196198 01	CVSPACK1 DIVIDER SUB	1
2	196247 12	AUGER ASSY (SPRIAL PADDLE) (2010 & ON)	1	15	196143 36	CVSPACK1 HEADER LIGHTS SUB (USA ONLY)	1
OR	196190 32	AUGER ASSY (FINGERED) (PRE 2010)	1	16			
3	196192 16	AUGER MTG SUB (2010 & ON)	1	17	KIT-01401	SAFETY DECAL KIT (N AMERICA)	1
OR	196192 03	AUGER MTG SUB (PRE 2010)	1	OR	KIT-01402	SAFETY DECAL KIT (REST OF WORLD)	1
OR	196192 14	AUGER MTG SUB (2007-2008)	1				
4	196228 03	STRIPPING ROTOR ASSY LH 3.6m	1				
5	196173 03	STRIPPING ROTOR ASSY RH 3.6m	1				
6	196252 04	ROTOR MTG SUB (2012 & ON)	1				
OR	196202 02	ROTOR MTG SUB (PRE 2012)	1				
7	196266 01	DRIVE SUB ASSY (2012 & ON)	1				
OR	196197 03	INPUT GEARBOX MTG SUB (PRE 2012)	1				
8	196193 12	HYDRAULICS	1				
9	196194 12	TOP DOOR COWL SUB ASSY	1				
10	196195 12	ADJ CROP DEFLECT SUB	1				
11	196249 01	EMBLEMS AND GUARDS (2010 & ON)	1				
OR	196201 02	EMBLEMS AND GUARDS (PRE 2010)	1				
12	RDS-0007	HEADER MONITORING KIT (2010 & ON)	1				
OR	RDS-0005	HEADER MONITORING KIT (PRE 2010)	1				

Shelbourne Reynolds Engineering Limited

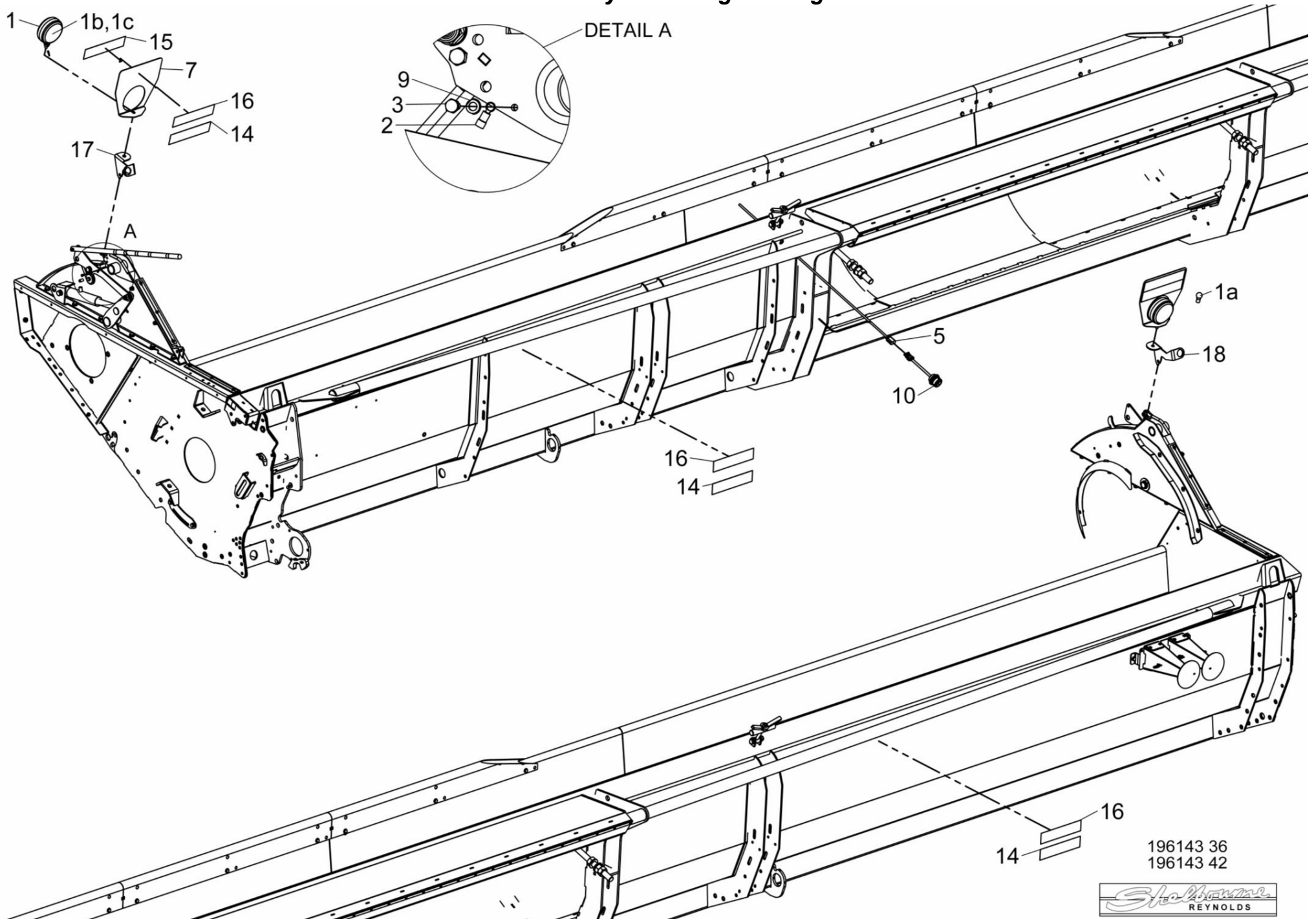


196557, 196559, 196562, 196564, 196567, 196568 & 196571

Shelbourne Reynolds Engineering Limited

ASSY NUMBER: 196143 36				ASSY DESCRIPTION: HEADER LIGHTS SUB Cvs/Rsd/Excel 24-32			
ITEM	PART NO	DESCRIPTION	QTY	ITEM	PART NO	DESCRIPTION	QTY
1	LMP-10505	INDICATOR LAMP	2	17	198958 01	LH LIGHT MOUNTING BRACKET	1
1a	BLB-0015	SPARE BULB (2013 & ON)		18	198958 02	RH LIGHT MOUNTING BRACKET	1
OR	BLB-0020	SPARE BULB (2012 - 2013)					
OR	BLB-0075	SPARE BULB (UPTO 2012)					
1b	LMP-10009	SPARE LENS (3 SCREWS, 2013&ON)					
1b	LMP-10006	SPARE LENS (GROTE, 2012-2013)					
1b	LMP-10000	SPARE LENS FRONT (UPTO 2012)					
1c	LMP-10001	SPARE LENS REAR (PMG UPTO 2012)					
2	ETM-00440	LOOP TERMINAL	2				
3	HSS-0055	SETSCREW	3				
OR	SCW-5180	SELF TAP SCREW	3				
4	ETM-00560	MALE BULLET TERMINAL	2				
5	198524 01	WIRE LOOM & PLUG ASSY	1				
6							
7	290739 01	INDICATOR GUARD (2019 & ON)	2				
OR	193567 01	INDICATOR GUARD (UP TO 2019)	2				
8							
9	WSH-0006	PLAIN WASHER	3				
10	193516 01	LIGHT PLUG (JD PRE 50 SERIES)	1				
OR	195207 01	LIGHT PLUG (JD 50 SERIES)	1				
OR	SEE KIT-01727	LIGHT PLUG (JD 60,70 & S SER)	1				
OR	197040 01	LIGHT PLUG (CASE IH & NH)	1				
a	ECN-09060	SPARE LOCK WASHER					
b	ECN-09050	SPARE PANEL NUT					
OR	198732 01	LIGHT PLUG (NH TR)	1				
OR	SEE KIT-01731	LIGHT PLUG ASSY (AGCO MULTI)	1				
OR	291911 01	LONG LIGHT CABLE (11m)	1				
11							
12							
13							
14	TPE-00300	FLUORESCENT TAPE -RED/ORANGE	0.23m				
14	TPE-00300	FLUORESCENT TAPE -RED/ORANGE	0.23m				
14	TPE-00300	FLUORESCENT TAPE -RED/ORANGE	0.23m				
14	TPE-00300	FLUORESCENT TAPE -RED/ORANGE	0.23m				
15	TPE-00250	REFLECTIVE TAPE - YELLOW	0.23m				
15	TPE-00250	REFLECTIVE TAPE - YELLOW	0.23m				
16	TPE-00251	REFLECTIVE TAPE - RED	0.23m				
16	TPE-00251	REFLECTIVE TAPE - RED	0.23m				
16	TPE-00251	REFLECTIVE TAPE - RED	0.23m				
16	TPE-00251	REFLECTIVE TAPE - RED	0.23m				

Shelbourne Reynolds Engineering Limited



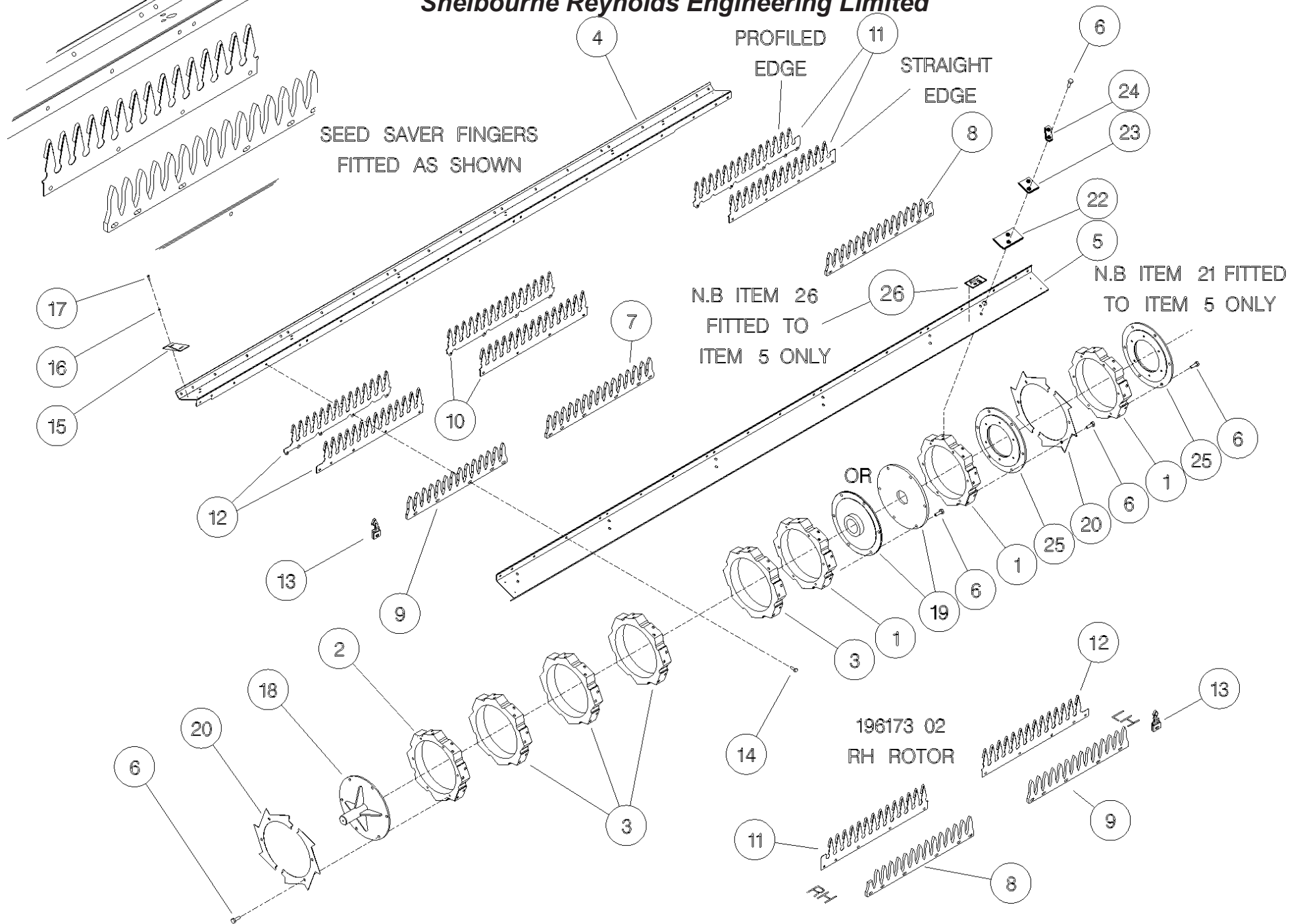
196143 36
196143 42



Shelbourne Reynolds Engineering Limited

ASSY NUMBER: 196173 03				ASSY DESCRIPTION: STRIPPING ROTOR ASSY RH 3.6m			
ITEM	PART NO	DESCRIPTION	QTY	ITEM	PART NO	DESCRIPTION	QTY
1	192892 01	OUTER HUB CASTING LH	1	NOTE		1 x ITEM 4 TO HAVE HOLE KNOCKED OUT FOR GREASER	
2	192892 02	OUTER HUB CASTING RH	1				
3	192892 03	INNER HUB CASTING	5				
4	199019 02	ROTOR SECTION 3.6m	8				
OR	199019 04	SPARES COMMON 3.6m ROTOR PANEL					
5			1				
6	HSSG10204	TENSILOCK SETSCREW	124				
7	193558 01	STANDARD ELEMENT	32				
8	193558 02	STANDARD ELEMENT END	8				
OR	193558 01	FOR SPARES, CUT AND MODIFY STD SUPPORT FINGER	8				
9	193558 03	STANDARD ELEMENT CTR END	8	NOTE		197719 02 & 197718 01 ARE CORRECT PARTS WHEN FINGERS SET WITH FLANGES UP, i.e., AGGRESSIVE. WHEN FLANGES ARE DOWN, i.e., NON-AGGRESSIVE, USE 197719 01 & 198718 02.	
OR	193558 01	FOR SPARES, CUT AND MODIFY STD SUPPORT FINGER	8				
10	197717 01	SEED SAVER CTR	32				
OR	291009 01	SEED SAVER CTR RICE (LONG TIP)	32				
11	197719 02	SEED SAVER RH END	8				
OR	291011 01	SEED SAVER LH END RICE (LONG TIP)	8				
12	197718 01	SEED SAVER RH CTR	8				
OR	291010 02	SEED SAVER LH CTR RICE (LONG TIP)	8				
13	194109 02	CENTRE FINGER RH (AGGRESSIVE)	8				
OR	292310 02	RICE CENTRE FINGER RH (FLAT)	8				
14	HSSF08174	TENSILOCK SETSCREW	208	NOTE		291011 01 & 291010 02 ARE CORRECT PARTS WHEN FINGERS SET WITH FLANGES DOWN, i.e., NON-AGGRESSIVE, FOR RICE. THESE FINGERS CAN NOT BE SET AGGRESSIVELY	
15	192679 01	ANTI-WRAP PLATE (HALF SET)	8				
OR	192679 01	ANTI-WRAP PLATE (FULL CTR SET)	12				
OR	192679 01	ANTI-WRAP PLATE (FULL SET)	16				
16	WSH-1034	PENNY WASHER	16-32				
17	SCW-5180	SELF TAPPING SCREW	16-32				
18	192899 01	IDLE SHAFT W/A	1				
19	KIT-00976A	BALL JOINT COUPLING KIT FOR SPARES SUPPLY KIT-00976 SEE KIT-00976 PAGE FOR PARTS BREAKDOWN	1				
20	192959 01	OUTER CLAMP RING,	4				
21	BPG-00200	RUBBER PLUG	1				
22	193118 01	BALANCE WEIGHT (100G)	6				
23	193118 02	BALANCE WEIGHT (50G)	2				
24	193382 01	BALANCE WEIGHT (25G)	1				

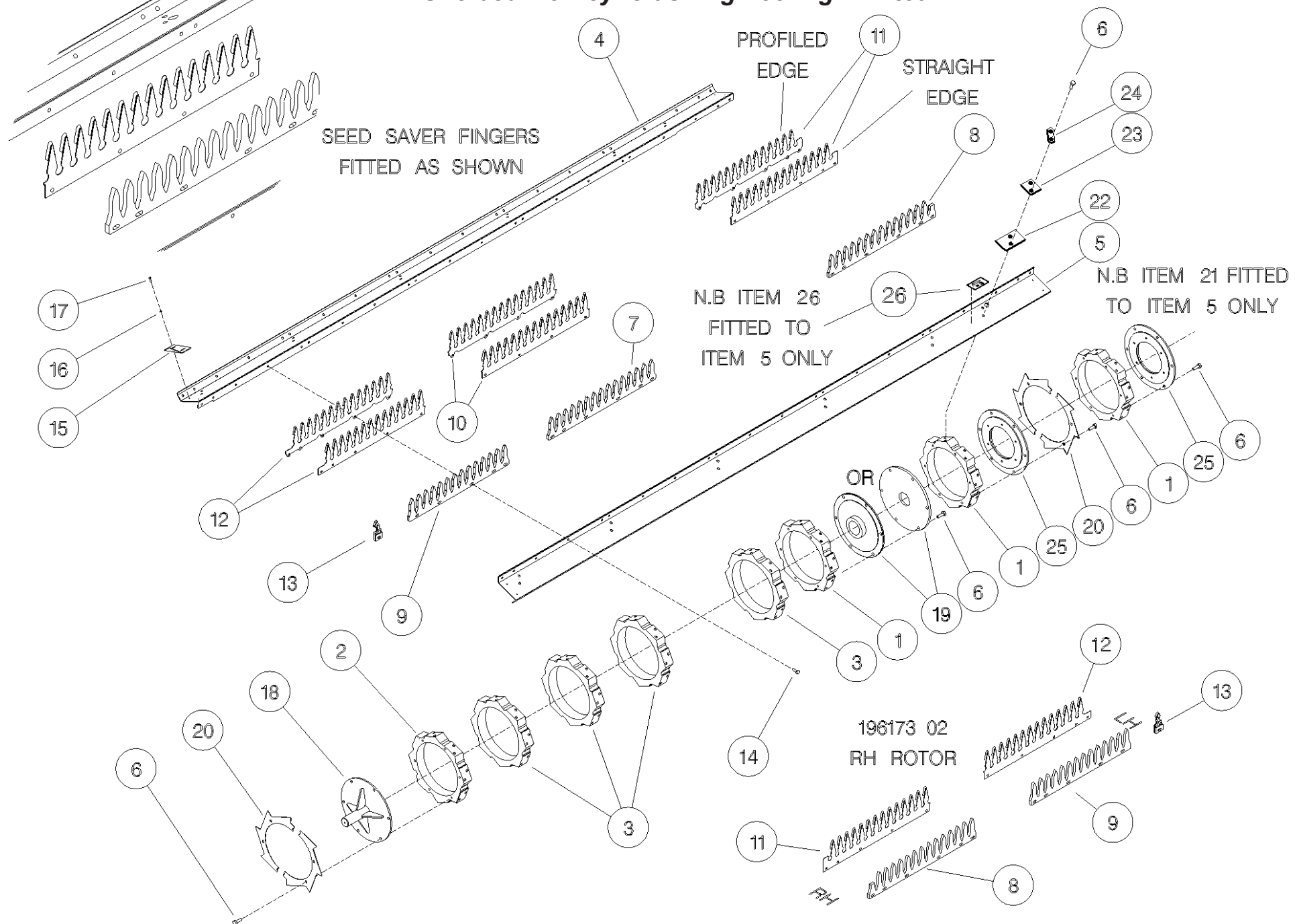
Shelbourne Reynolds Engineering Limited



Shelbourne Reynolds Engineering Limited

ASSY NUMBER: 196174 03				ASSY DESCRIPTION: STRIPPING ROTOR ASSY LH 3.6m			
ITEM	PART NO	DESCRIPTION	QTY	ITEM	PART NO	DESCRIPTION	QTY
1	192892 01	OUTER HUB CASTING L.H.	1				
2	192892 02	OUTER HUB CASTING R.H.	1				
3	192892 03	INNER HUB CASTING	6		NOTE	ITEMS 10, 11 AND 12.	
4	193883 04	ROTOR SECTION 3.6M	7			BOTH TYPES OF SEED SAVERS ARE	
5	193884 04	ROTOR SECTION 3.6M	1			INTERCHANGEABLE BUT FOR	
6	HSSG10204	SET SCREW	128			BALANCE REASONS IF MIXING	
7	193558 01	STANDARD ELEMENT	40			TYPES ON A ROTOR FIT AS	
8	193558 02	END HOLE ELEMENT	8			OPPOSITE PAIRS.	
9	193558 03	CENTRE END HOLE ELEMENT	8				
10	197717 01	SEED SAVER CTR (PROFILED EDGE)	40				
OR	193780 01	SEED SAVER CTR (STRAIGHT EDGE)	40		NOTE	ITEMS 11 AND 12 ARE CORRECT	
11	197719 01	SEED SAVER LH END (PROFILED EDGE)	8			PARTS WHEN FINGERS SET WITH	
OR	193782 01	SEED SAVER LH END (STRAIGHT EDGE)	8			FLANGES UP - IE AGGRESSIVE.	
12	197718 02	SEED SAVER LH CTR (PROFILED EDGE)	8			SEE LH ROTOR ASSY PARTS WHEN	
OR	193781 02	SEED SAVER LH CTR (STRAIGHT EDGE)	8			FLANGES ARE REQUIRED DOWN.	
13	194109 01	CTR FINGER LH	8				
14	HSSF08174	SET SCREW	240				
15	192679 01	ANTI WRAP PLATE	8				
16	WSH-1034	PENNY WASHER	16				
17	SCW-5180	SELF TAP. SCREW	16				
18	193103 01	CENTRE SHAFT W/A	1				
19	KIT-00977	BALL COUPLING KIT	1				
20	192959 01	OUTER CLAMP RING	4				
21	BPG-00200	BODY PLUG	1				
22	193118 01	BALANCE WEIGHT	6				
23	193118 02	BALANCE WEIGHT	2				
24	193382 01	BALANCE WEIGHT	1				
25							
26	127075 16	EMBLEM (GREASE 50 HOURS)	1				

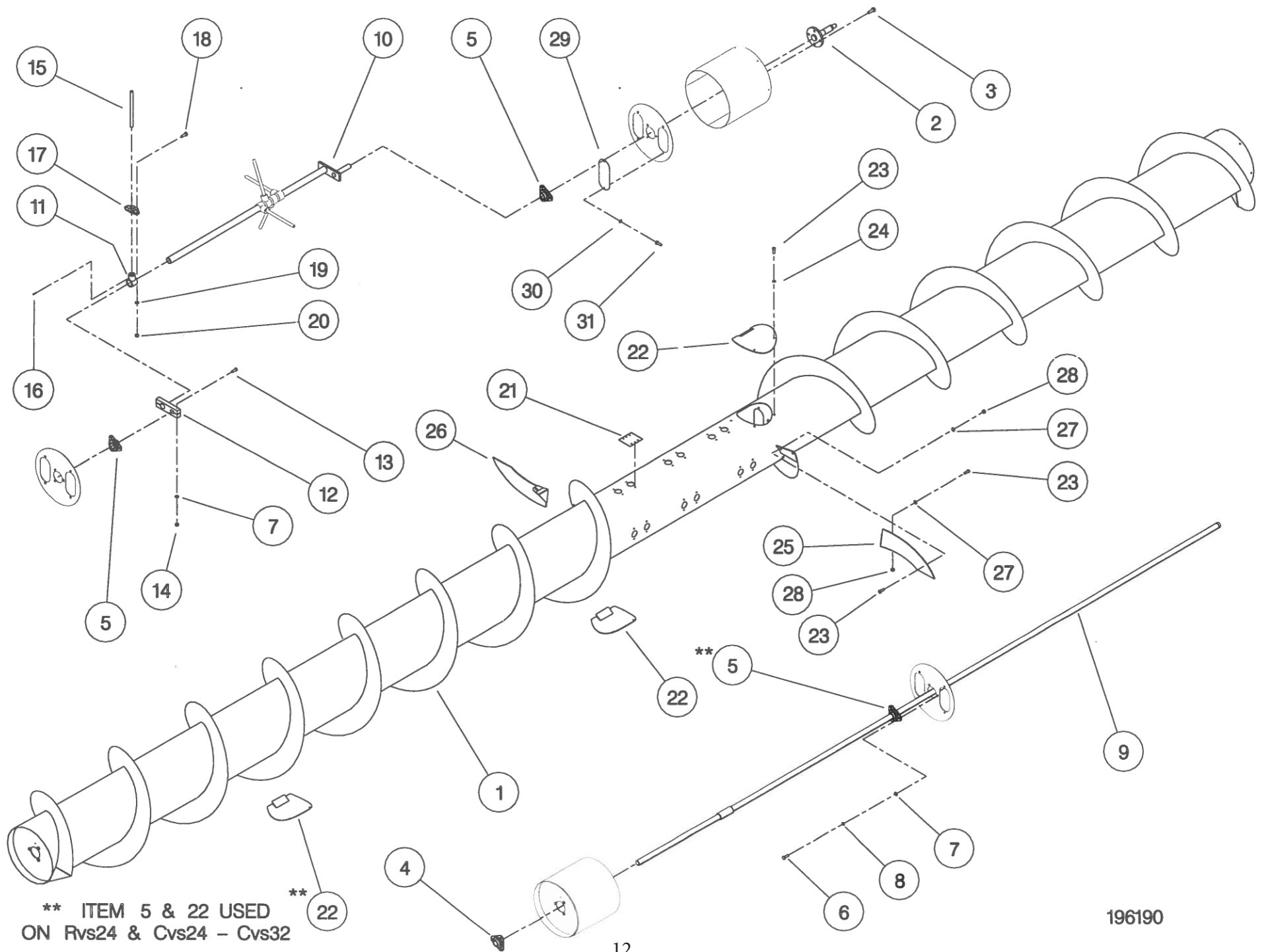
Shelbourne Reynolds Engineering Limited



Shelbourne Reynolds Engineering Limited

ASSY NUMBER: 196190 12				ASSY DESCRIPTION: AUGER ASSEMBLY CVS 24			
ITEM	PART NO	DESCRIPTION	QTY	ITEM	PART NO	DESCRIPTION	QTY
1	194935 01	AUGER WELD ASSY.	1	28	NUT-0263	NYLOC NUT	4
2	195848 01	AUGER DRIVE SHAFT (2003 ON)	1	29	194496 01	COVER PLATE	4
OR	194490 01	AUGER DRIVE SHAFT (PRE 2003)	1	30	WSH-0056	SPRING WASHER	8
3	HSSF12204	SET SCREW	4	31	HSS-0084	SET SCREW	8
4	BRG-2020	BEARING	1				
5	BRG-0240	BEARING	3				
6	HSS-0191	SET SCREW	12				
7	WSH-0015	PLAIN WASHER	16				
8	WSH-0061	SPRING WASHER	12				
9	192363 15	AUGER SHAFT	1				
10	200331 05	AUGER CRANK	1				
11	AUG-02500	FINGER HOLDER	24				
12	200329 02	AUGER CLAMP	1				
13	SCCA10412	CAP HD SKT SCREW	4				
14	NUT-0265	4					
15	200332 01	FINGER					
		(16 FINGERS OPTION)	16				
OR		(20 FINGERS OPTION)	20				
OR		(24 FINGERS OPTION)	24				
16	AUG-03000	HAIRPIN COTTER					
		(16 FINGERS OPTION)	16				
OR		(20 FINGERS OPTION)	20				
OR		(24 FINGERS OPTION)	24				
17	AUG-00500	AUGER FINGER GUIDE					
		(16 FINGERS OPTION)	16				
OR		(20 FINGERS OPTION)	20				
OR		(24 FINGERS OPTION)	24				
18	HSS-0086	SET SCREW	48				
19	WSH-0009	PLAIN WASHER	48				
20	NUT-0260	NYLOC NUT	48				
21	190735 01	BLANKING PLATE					
		(16 FINGERS OPTION)	8				
OR		(20 FINGERS OPTION)	4				
OR		(24 FINGERS OPTION)	0				
22	194472 01	INSPECTION COVER	3				
23	SCBA08172	BUT. SCKT HD SCREW	16				
24	WSH-0058	SPRING WASHER	12				
25	200327 01	AUGER FLIGHT EXTENSION LH	1				
26	200327 02	AUGER FLIGHT EXTENSION RH	1				
27	WSH-0012	PLAIN WASHER	8				

Shelbourne Reynolds Engineering Limited

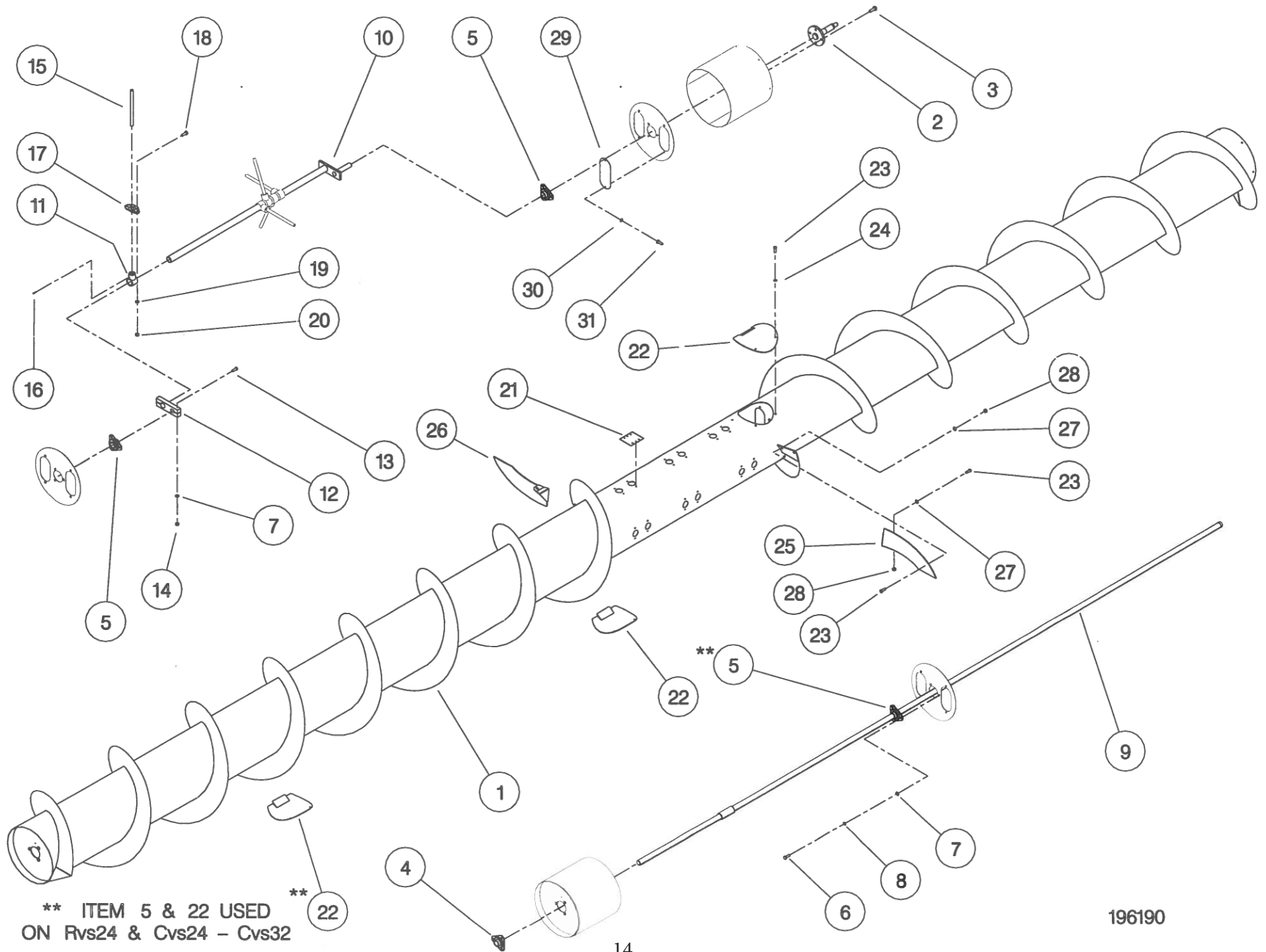


196190

Shelbourne Reynolds Engineering Limited

ASSY NUMBER: 196190 32				ASSY DESCRIPTION: AUGER ASSEMBLY CVS 24			
ITEM	PART NO	DESCRIPTION	QTY	ITEM	PART NO	DESCRIPTION	QTY
1	195109 01	AUGER WELD ASSY.	1	26	195143 02	AUGER FLIGHT EXTENSION RH	1
2	195848 01	AUGER DRIVE SHAFT (2003 ON)	1	27	WSH-0012	PLAIN WASHER	8
OR	195424 01	AUGER DRVE SHAFT (2002 ONLY)	1	28	NUT-0263	NYLOC NUT	10
OR	194490 01	AUGER DRVE SHAFT (PRE 2002)		OR	NUT-0263	NYLOC NUT	4
3	HSSF12204	SET SCREW	4	29			
4	BRG-2020	BEARING	1	30			
5	BRG-0240	BEARING	3	31			
6	HSS-0191	SET SCREW	12				
7	WSH-0015	PLAIN WASHER	16				
8	WSH-0061	SPRING WASHER	12				
9	192363 15	AUGER SHAFT	1				
10	200331 05	AUGER CRANK	1				
11	AUG-02500	FINGER HOLDER	24				
12	200329 02	AUGER CLAMP	1				
13	SCCA10412	CAP HD SKT SCREW	4				
14	NUT-0265	4					
15	200332 02	HARDENED FINGER					
		(16 FINGERS OPTION)	16				
OR		(20 FINGERS OPTION)	20				
OR		(24 FINGERS OPTION)	24				
16	AUG-03000	HAIRPIN COTTER					
		(16 FINGERS OPTION)	16				
OR		(20 FINGERS OPTION)	20				
OR		(24 FINGERS OPTION)	24				
17	AUG-00500	AUGER FINGER GUIDE					
		(16 FINGERS OPTION)	16				
OR		(20 FINGERS OPTION)	20				
OR		(24 FINGERS OPTION)	24				
18	HSS-0086	SET SCREW	48				
19	WSH-0009	PLAIN WASHER	48				
20	NUT-0260	NYLOC NUT	48				
21	190735 01	BLANKING PLATE					
		(16 FINGERS OPTION)	8				
OR		(20 FINGERS OPTION)	4				
OR		(24 FINGERS OPTION)	0				
22	194472 01	INSPECTION COVER	3				
23	SCBA08172	BUT. SCKT HD SCREW	16				
24	WSH-0058	SPRING WASHER	6				
OR	WSH-0058	SPRING WASHER	12				
25	195143 01	AUGER FLIGHT EXTENSION LH	1				

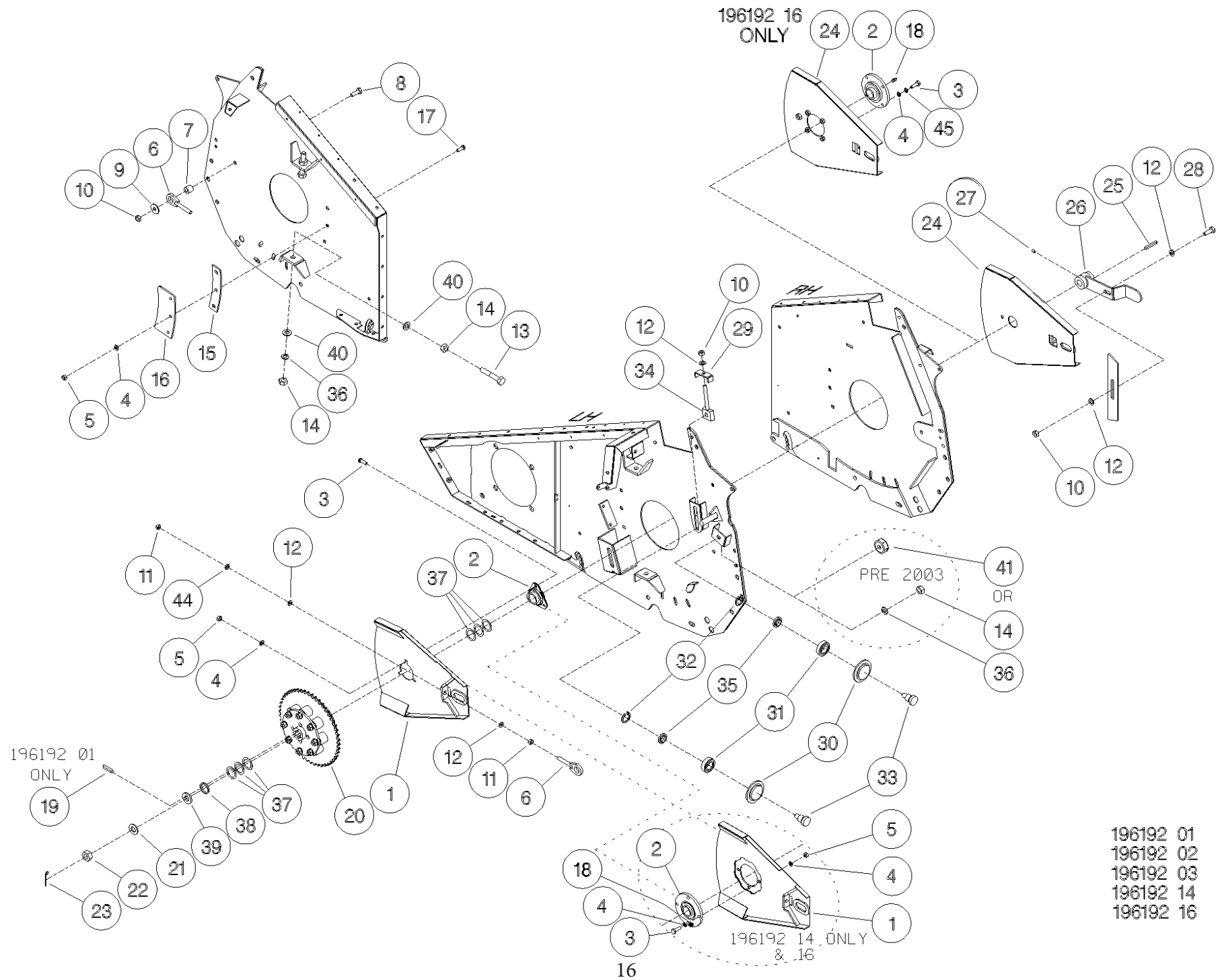
Shelbourne Reynolds Engineering Limited



Shelbourne Reynolds Engineering Limited

ASSY NUMBER: 196192 01				ASSY DESCRIPTION: AUGER MTG SUB ASSY			
ITEM	PART NO	DESCRIPTION	QTY	ITEM	PART NO	DESCRIPTION	QTY
1	194489 01	ADJUSTER PLATE LH	1	38			
2	BRG-0240	BEARING	1	39	190119 47	WASHER	1
3	BLT-3745	COACH BOLT	3	40	WSH-0024	PLAIN WASHER	4
4	WSH-0015	PLAIN WASHER	9				
5	NUT-0265	NYLOC NUT	9				
6	200405 01	ADJUSTER	2				
7	200499 01	SPACER	2				
8	BLTA12350	BOLT	2				
9	190119 26	WASHER	2				
10	NUT-0269	NYLOC NUT	4				
11	NUT-0170	NUT	4				
12	WSH-0018	PLAIN WASHER	6				
13	HSS-0330	SET SCREW	4				
14	NUT-0180	PLAIN NUT	9				
15	200407 01	SUPPORT PLATE	2				
16	200408 01	OVERLAP PLATE	2				
17	BLT-3750	COACH BOLT	6				
18							
19	K1008055	KEY	1				
20	KIT-00118	AUGER SLIP CLUTCH (SEE PARTS LIST KIT-00118)	1				
21	WSH-0030	PLAIN WASHER	1				
22	NUT-0580	CASTLE NUT	1				
23	PIN-1150	SPLIT PIN	1				
24	200402 01	ADJUSTER PLATE RH	1				
25	K0807060	KEY	1				
26	200120 03	FINGER ADJUSTER	1				
27	SCW-4540	GRUB SCREW	2				
28	HSS-0241	SET SCREW	1				
29	191774 01	PLATE	1				
30	131041 01	SPROCKET IDLER	2				
31	BRG-1995	BEARING	2				
32	CIR-0470	CIRCLIP	2				
33	190060 06	IDLER SPINDLE	2				
34	191777 01	IDLER ADJ. SCREW	1				
35	191040 01	IDLER SPACER	2				
36	WSH-0070	SPRING WASHER	1				
37	194577 01	WASHER	6				

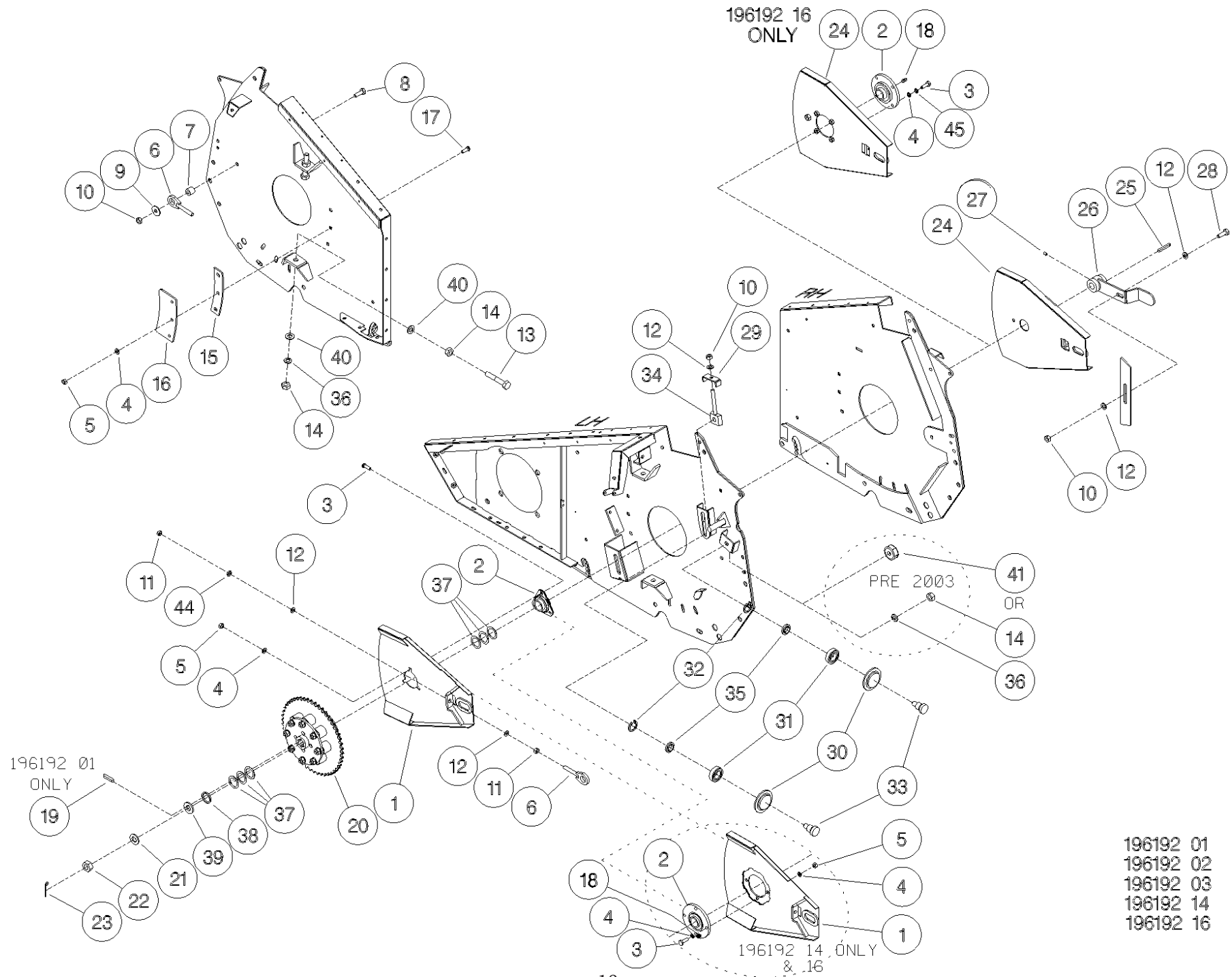
Shelbourne Reynolds Engineering Limited



Shelbourne Reynolds Engineering Limited

ASSY NUMBER: 196192 03				ASSY DESCRIPTION: AUGER MTG (8 SPRING/SPLINED) SUB ASSY			
ITEM	PART NO	DESCRIPTION	QTY	ITEM	PART NO	DESCRIPTION	QTY
1	195430 01	ADJUSTER PLATE LH	1	41	195889 01	SECURING BLOCK (UPTO 2003)	1
2	BRG-23520	BEARING	1				
3	BLT-3745	COACH BOLT	3				
4	WSH-0015	PLAIN WASHER	9				
5	NUT-0265	NYLOC NUT	9				
6	200405 01	ADJUSTER	2				
7	200499 01	SPACER	2				
8	BLTA12350	BOLT	2				
9	190119 26	WASHER	2				
10	NUT-0269	NYLOC NUT	4				
11	NUT-0170	NUT	4				
12	WSH-0018	PLAIN WASHER	7				
13	HSS-0330	SET SCREW	4				
14	NUT-0180	PLAIN NUT	8				
15	200407 01	SUPPORT PLATE	2				
16	200408 01	OVERLAP PLATE	2				
17	BLT-3750	COACH BOLT	6				
18							
19							
20	KIT-00121	AUGER SLIP CLUTCH (SEE PARTS LIST KIT-00121)	1				
21	WSH-0030	PLAIN WASHER	1				
22	NUT-0580	CASTLE NUT	1				
23	PIN-1150	SPLIT PIN	1				
24	200402 01	ADJUSTER PLATE RH	1				
25	K0807060	KEY	1				
26	200120 03	FINGER ADJUSTER	1				
27	SCW-4540	GRUB SCREW	2				
28	HSS-0241	SET SCREW	1				
29	191774 01	PLATE (UPTO 2003)	1				
30	131041 01	SPROCKET IDLER	2				
31	BRG-1995	BEARING	2				
32	CIR-0470	CIRCLIP	2				
33	190060 06	IDLER SPINDLE	2				
34	191777 01	IDLER ADJ.SCREW	1				
35	191040 01	IDLER SPACER	2				
36	WSH-0070	SPRING WASHER	1				
38	190119 82	WASHER	1				
39	190119 47	WASHER	1				
40	WSH-0024	PLAIN WASHER	4				

Shelbourne Reynolds Engineering Limited

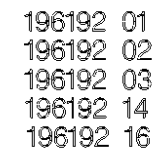


196192 01
196192 02
196192 03
196192 14
196192 16

Shelbourne Reynolds Engineering Limited

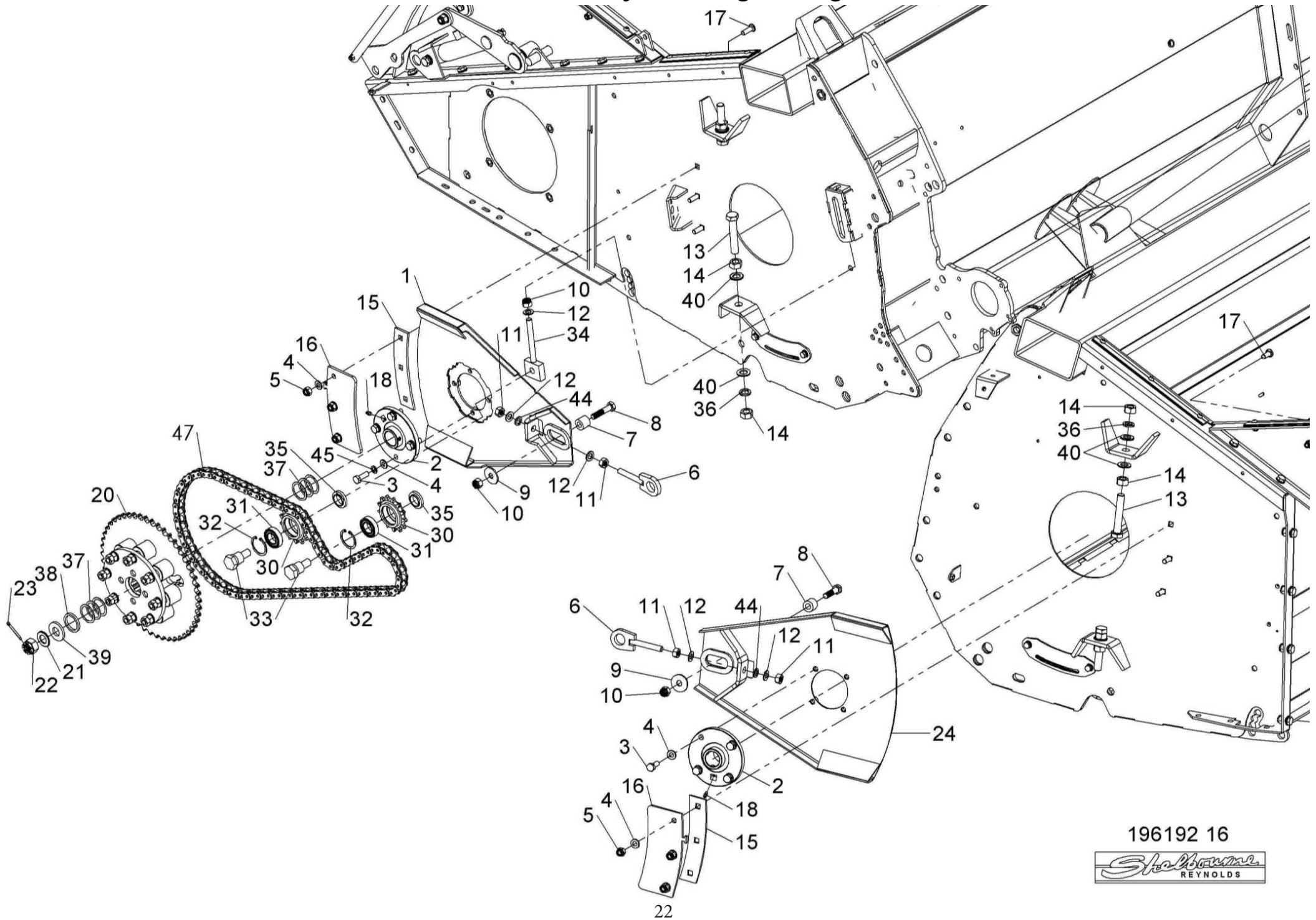
ASSY NUMBER: 196192 14				ASSY DESCRIPTION: AUGER MTG (8 SPRING/SPLINED) SUB ASSY RVS/RSD28			
ITEM	PART NO	DESCRIPTION	QTY	ITEM	PART NO	DESCRIPTION	QTY
1	197342 01	ADJUSTER PLATE LH	1	39	190119 47	WASHER	1
2	BRG-23560	BEARING	1	40	WSH-0024	PLAIN WASHER	4
3	HSS-0191	SETSCREW	4	41			
4	WSH-0015	PLAIN WASHER	6	42	WSH-0061	SPRING WASHER	4
5	NUT-0265	NYLOC NUT	6	43	NUT-0167	NUT	4
6	200405 01	ADJUSTER	2	44	WSH-0065	SPRING WASHER	2
7	200499 01	SPACER	2				
8	BLTA12350	BOLT	2				
9	190119 26	WASHER	2				
10	NUT-0269	NYLOC NUT	4				
11	NUT-0170	NUT	4				
12	WSH-0018	PLAIN WASHER	7				
13	HSS-0330	SET SCREW	4				
14	NUT-0180	PLAIN NUT	8				
15	200407 01	SUPPORT PLATE	2				
16	200408 01	OVERLAP PLATE	2				
17	BLT-3750	COACH BOLT	6				
18							
19							
20	KIT-00121	AUGER SLIP CLUTCH (SEE PARTS LIST KIT-00121)	1				
21	WSH-0030	PLAIN WASHER	1				
22	NUT-0580	CASTLE NUT	1				
23	PIN-1150	SPLIT PIN	1				
24	197355 01	ADJUSTER PLATE RH	1				
25	K0807060	KEY	1				
26	197356 01	FINGER ADJUSTER	1				
27	SCW-4540	GRUB SCREW	2				
28	HSS-0241	SET SCREW	1				
29	191774 01	PLATE (UPTO 2003)	1				
30	131041 01	SPROCKET IDLER	2				
31	BRG-1995	BEARING	2				
32	CIR-0470	CIRCLIP	2				
33	190060 11	IDLER SPINDLE	2				
34	191777 01	IDLER ADJ. SCREW	1				
35	191040 01	IDLER SPACER	2				
36	WSH-0070	SPRING WASHER	5				
37	190119 95	WASHER	6				
38	190119 82	WASHER	1				

196192 16
ONLY



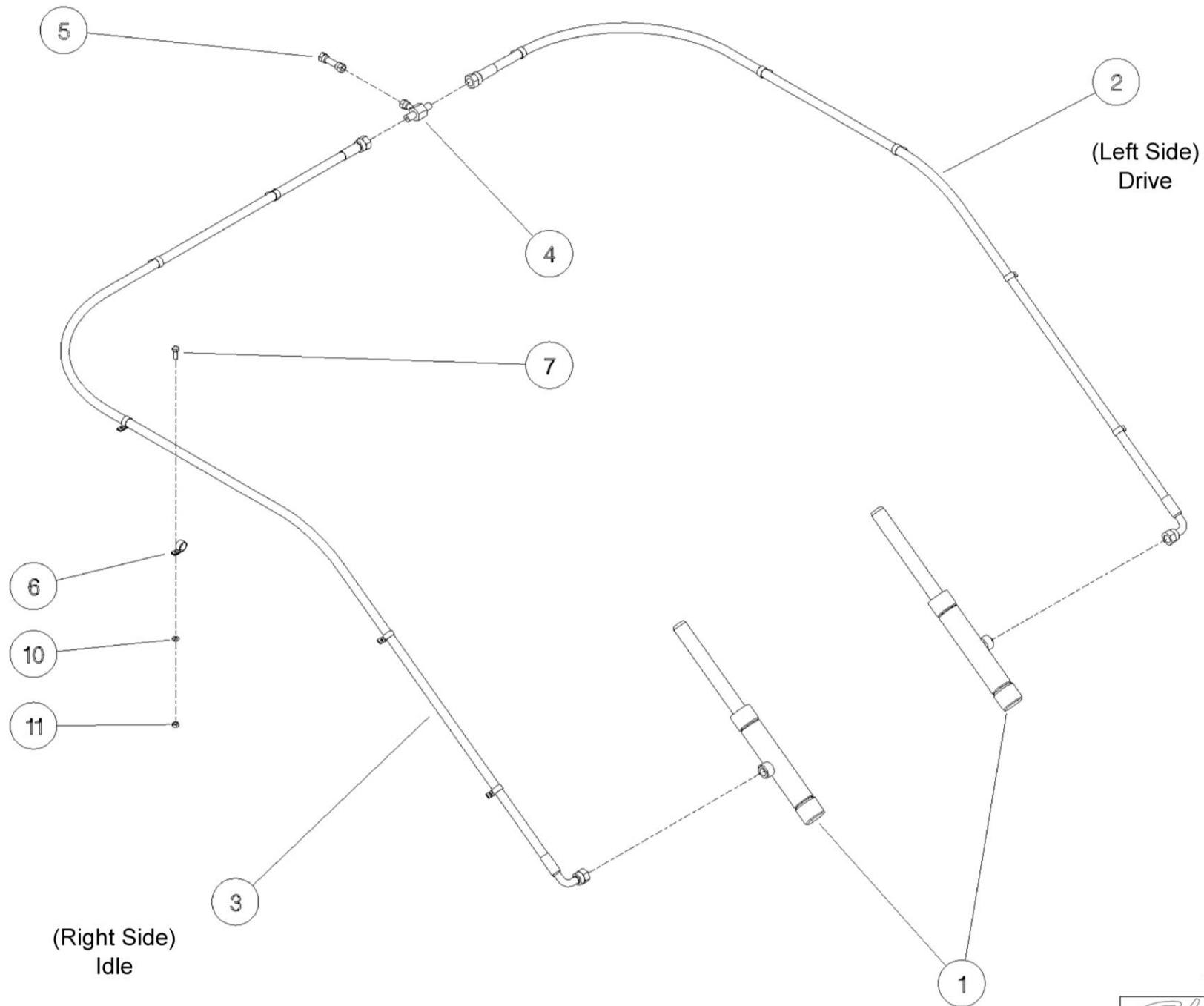
Shelbourne Reynolds Engineering Limited

ASSY NUMBER: 196192 16				ASSY DESCRIPTION: AUGER MTG SUB ASSY			
ITEM	PART NO	DESCRIPTION	QTY	ITEM	PART NO	DESCRIPTION	QTY
1	199475 01	ADJUSTER PLATE LH	1	39	190119 47	WASHER	1
2	BRG-23560	CAST SUPPORT	2	40	WSH-0024	PLAIN WASHER	8
3	HSS-0194	SET SCREW	8	41			
4	WSH-0015	PLAIN WASHER	6	42			
5	NUT-0265	NYLOC NUT	6	43			
6	200405 01	ADJUSTER	2	44	WSH-0065	SPRING WASHER	2
7	200499 01	SPACER	2	45	WSH-0061	SPRING WASHER	8
8	BLTA12350	BOLT	2	46	190548 04	SHIM (40x18x1)	A/R
9	190119 26	WASHER	2	47	CHN-01991	CHIAN (99 LINKS c/w JOINER)	1
10	NUT-0269	NYLOC NUT	3	47a	CHN-01910	CHAIN HALF LINK	
11	NUT-0170	PLAIN NUT	4	47b	CHN-01901	JOINING LINK	
12	WSH-0018	PLAIN WASHER	5				
13	HSS-0330	SET SCREW	4				
14	NUT-0180	PLAIN NUT	8				
15	200407 01	SUPPORT PLATE	2				
16	200408 01	OVERLAP PLATE	2				
17	BLT-3750	COACHBOLT	6				
18	NIP-00600	GREASE NIPPLE	2				
19							
20	KIT-00121	AUGER SLIP CLUTCH	1				
		SEE KIT-00121 PAGE					
		FOR PARTS BREAKDOWN					
21	WSH-0030	PLAIN WASHER	1				
22	NUT-0580	CASTLE NUT	1				
23	PIN-1150	SPLIT PIN	1				
24	197711 01	ADJUSTER PLT RH	1				
25							
26							
27							
28							
29							
30	131041 01	SPROCKET IDLER	2				
31	BRG-1995	BEARING	2				
32	CIR-0470	CIRCLIP	2				
33	190060 11	IDLER SPINDLE	2				
34	191777 01	IDLER ADJ SCREW	1				
35	191040 01	IDLER SPACER	2				
36	WSH-0070	SPRING WASHER	4				
37	190119 95	WASHER	6				
38	190119 82	WASHER	1				



Shelbourne Reynolds Engineering Limited

ASSY NUMBER: 196193 12				ASSY DESCRIPTION: HYDRAULIC CIRCUIT SUB			
ITEM	PART NO	DESCRIPTION	QTY	ITEM	PART NO	DESCRIPTION	QTY
1	195075 01	HYDRAULIC RAM	2				
1a	RMSK00030	SEAL KIT SPARES					
2	HHBC33510	HYD.HOSE ASSY.LH	1				
3	HHBC64810	HYD HOSE ASSY RH	1				
4	HPPD07100	HYD TEE FITTING	1				
5	FIT-0213	HYD BULKHEAD FITTING	1				
6	CLP-01012	P CLIP	8				
7	SCW-4960	BUTTON SKT.HD SCREW	4				
10	WSH-0009	PLAIN WASHER	4				
11	NUT-0260	NYLOC NUT	4				



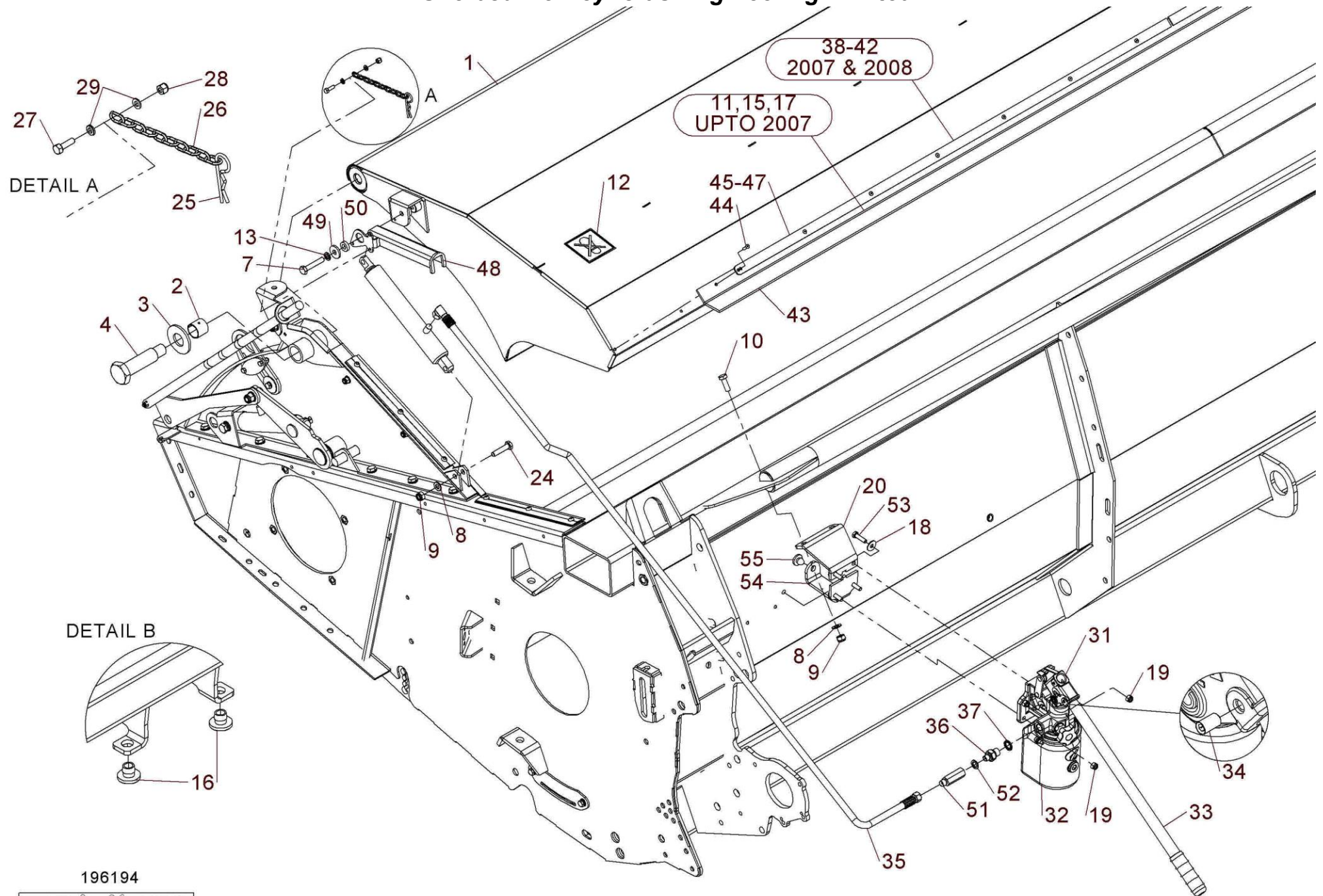
196193



Shelbourne Reynolds Engineering Limited

ASSY NUMBER: 196194 12				ASSY DESCRIPTION: TOP DOOR COWL ASSY 7.2(24') Cvs			
ITEM	PART NO	DESCRIPTION	QTY	ITEM	PART NO	DESCRIPTION	QTY
1	197304 01	COWL ASSY (2005 & ON)	1	35	HHCC10505	HYD HOSE ASSY (2015 & ON)	1
OR	194952 01	COWL ASSY (UPTO 2004)	1	OR	HHCC11505	HYD HOSE ASSY (2007 - 2014)	1
2	BSHK03056	BUSH	2	36	FIT-0025	MM ADPT (2015&ON)	1
3	192813 01	LARGE WASHER	2	OR	HAPAA0305	HYD REST (2007-2014)	
4	192812 01	COWL PIN	2	37	WSH-1010	DOWTY WASHER (2007&ON)	1
5	NIP-0001	GREASE ZERK (UPTO 2009)	2	38	197615 03	CLAMP STRIP (END) (2007&08)	2
6	GSTA14406	GAS STRUTT (UPTO 2007)	2	39	197615 10	CLAMP STRIP (HANDL) (2007&08)	2
7	BLTA10350	BOLT	1	40	197615 11	CLAMP STRIP (INNER) (2007&08)	2
8	WSH-0015	PLAIN WASHER	3	41	197615 13	CLAMP STRIP (SMALL) (2007&08)	2
9	NUT-0265	NYLOC NUT (2007&ON)	3	42	197615 08	CLAMP STRIP (CENTRE) (2007&08)	2
10	HSS-0194	SETSCREW (2007&ON)	2	43	198066 06	SEALING STRIP (2009&ON)	1
11	EDS-11684	SEAL STRIP (UPTO 2007)	1	OR	197602 04	SEALING STRIP (2007 & 2008)	1
12	192718 01	TRANSFER	2	44	POP-0006	POP RIVET (2009&ON)	37
13	WSH-0061	SPRING WASHER	1	45	198067 01	CLAMP STRIP (1304mm) (2010&ON)	1
14				46	198067 02	CLAMP STRIP (1194mm) (2010&ON)	4
15	197289 02	SEAL CLAMP PLATE (UPTO 2007)	6	47	198067 03	CLAMP STRIP (1104mm) (2010&ON)	1
16	197810 01	BUMP STOP	4	48	198311 01	RAM STOP (CVS**100149 & ON)	1
17	HSS-0140	SETSCREW (UPTO 2007)	22	49	190119 75	WASHER (CVS**100149 & ON)	1
18	WSH-1038	WASHER	4	50	190119 79	WASHER (CVS**100149 & ON)	1
19	NUT-0263	NYLOC NUT	4	51	HVB-93000	FLOW RESTRIC'R (2015&ON)	1
20	199831 01	HAND PUMP BRACKET (2015&ON)	1	52	WSH-1005	DOWTY WSH (2015 & ON)	1
OR	197607 01	HAND PUMP BRACKET (2007-2014)		53	HSS-0150	BOLT (2015 & ON)	4
21	197606 01	STORAGE BRKT (2007-	1	54	199832 01	PUMP BRKT BTM (2015 & ON)	1
22	197605 01	RAM STOP (2007-CVS**100148)	1	55	RUB-0330	RUBBER GROMMET (2015 & ON)	1
23	PIN-1720	D PIN (2007-CVS**100148)	1				
24	BLTA10290	BOLT	1				
25	CLP-00103	R CLIP (2007 & ON)	1				
26	CHN-0145	CHAIN (2007&ON)	0.17				
27	HSS-0086	SET SCREW (2007&ON)	1				
28	NUT-0260	NYLOC NUT (2007&ON)	1				
29	WSH-0009	PLAIN WASHER (2007&ON)	2				
30	197601 01	HYDRAULIC CYLINDER ASSY	1				
30a	RMSK00030	RAM SEAL KIT					
31	JAC-00227	HYD HAND PUMP (2015&ON)	1				
OR	JAC-00226	HYD HAND PUMP (2007-2014)	1				
32	JAC-00222	HYD RESEVOIR (2015&ON)	1				
OR	JAC-00221	HYD RESEVOIR (2007-2014)					
33	JAC-00230	JACK HANDLE (2007&ON)	1				
34	SCW-4530	GRUBSCREW (2007&ON)	1				

Shelbourne Reynolds Engineering Limited

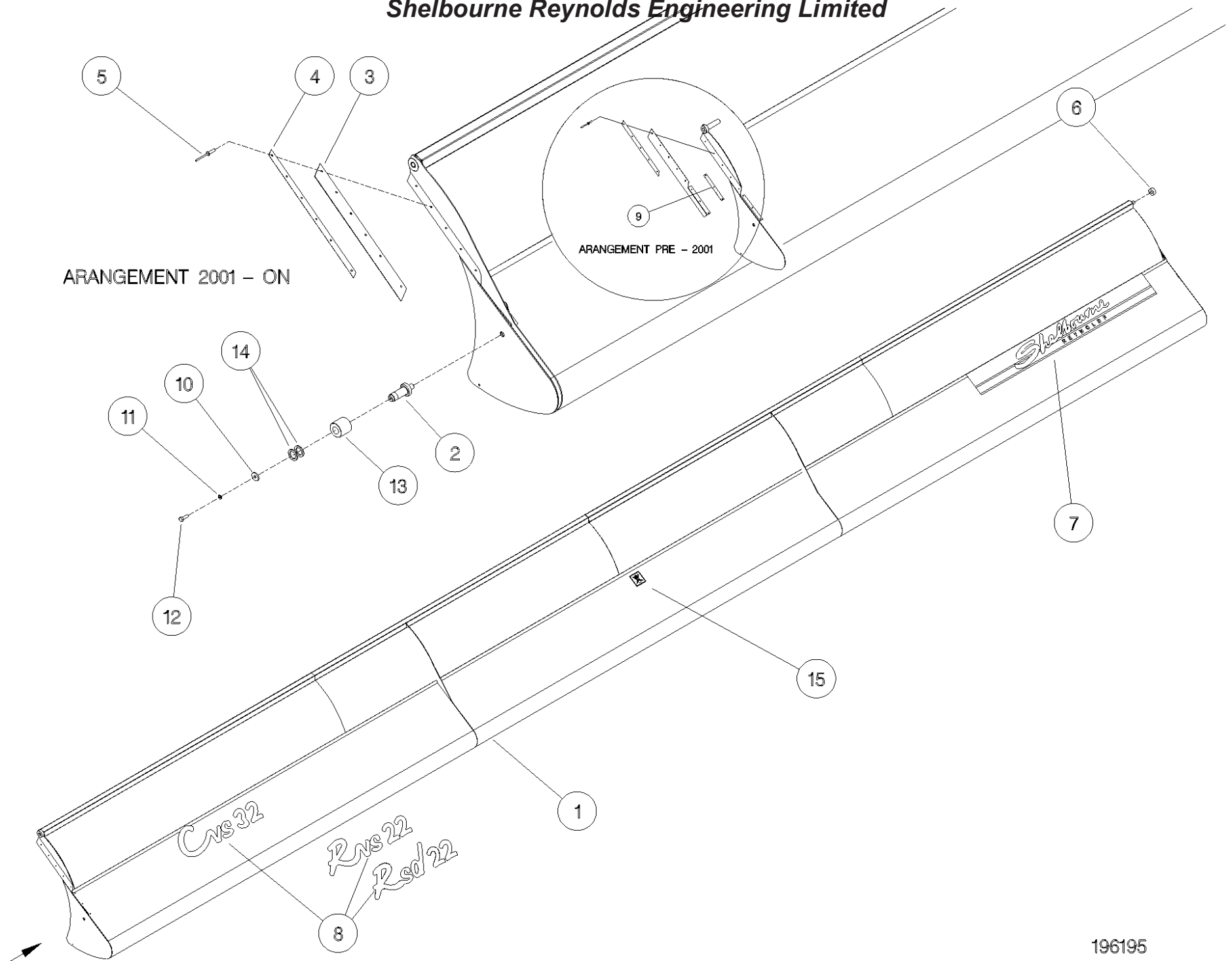


196194



Shelbourne Reynolds Engineering Limited

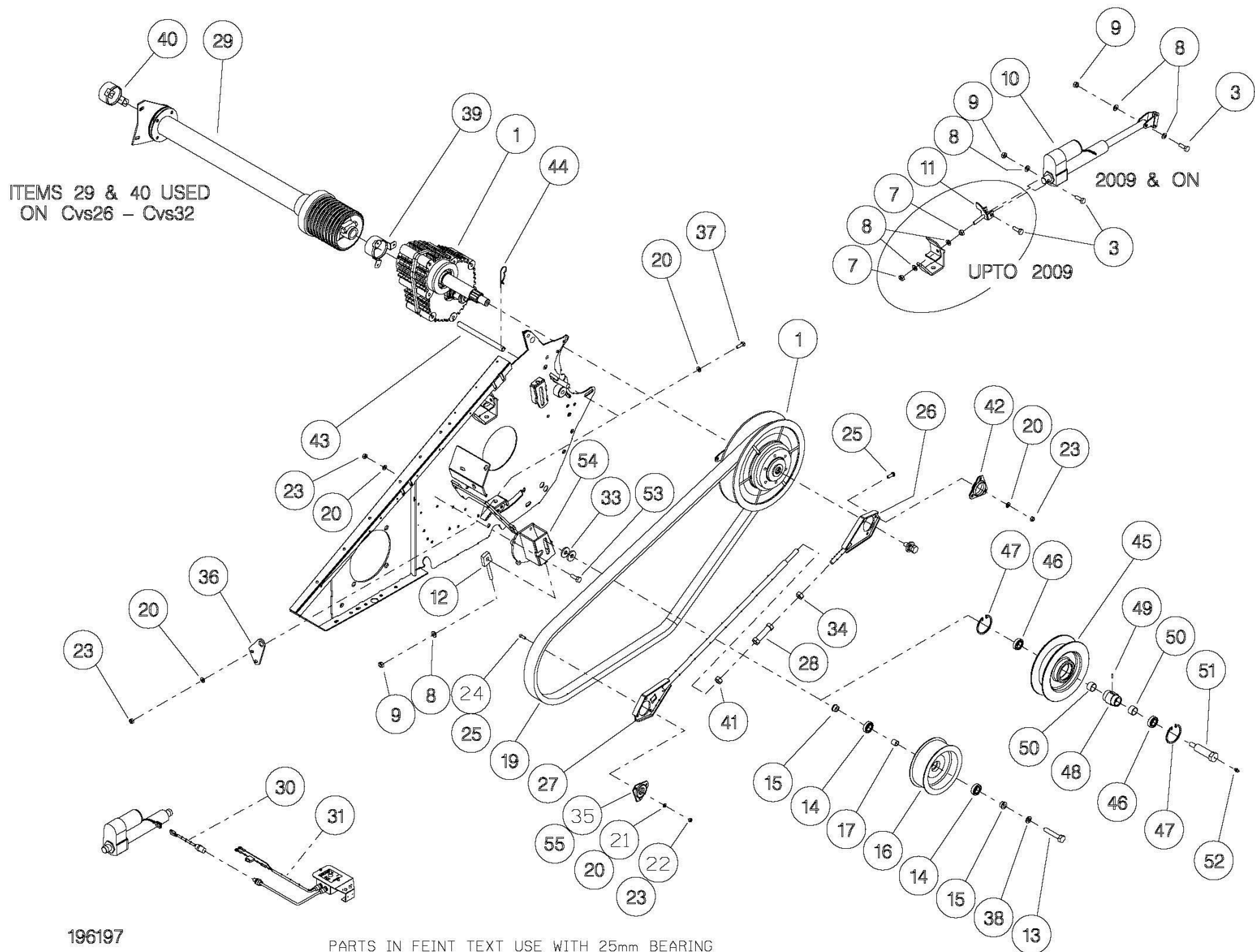
ASSY NUMBER: 196195 12				ASSY DESCRIPTION: 24'ADJ CROP DEFLECT SUB			
ITEM	PART NO	DESCRIPTION	QTY	ITEM	PART NO	DESCRIPTION	QTY
1	194900 01	ADJ CROP DEFLECTOR	1				
2	195379 01	SPINDLE (2002 & ON)	2				
OR	192687 01	SPINDLE (UPTO 2001)	2				
3	292110 01	SIDE SEAL LH (2002 & ON)	1				
OR	195139 01	SEAL STRIP (UPTO 2001)	2				
4	195433 01	CLAMP STRIP (2002 & ON)	2				
OR	194485 01	CLAMP STRIP (UPTO 2001)	2				
5	POP-0006	POP RIVET	12				
6	191642 01	NYLON ROLLER	2				
7	191981 01	LOGO (SHELBOURNE REYNOLDS)	1				
8	199015 05	EMBLEM (Cvs24) WHITE	1				
OR	194500 05	EMBLEM (Cvs24) RED	1				
9	195140 01	FRONT CLAMP STRIP (UPTO 2001)	2				
10	190119 08	WASHER	2				
11	WSH-0058	SPRING WASHER	2				
12	HSS-0140	SETSCREW	2				
13	192688 01	NYLON ROLLER	2				
14	190119 20	WASHER (UPTO 2012)	4				
15	192718 01	TRANSFER (NO STEP)	1				
16	292110 02	SIDE SEAL RH (SMOOTH SIDE UP)	1				



Shelbourne Reynolds Engineering Limited

ASSY NUMBER: 196197 02				ASSY DESCRIPTION: INPUT GEARBOX MOUNTING SUB ASSY CVS 18-24			
ITEM	PART NO	DESCRIPTION	QTY	ITEM	PART NO	DESCRIPTION	QTY
1	GEA-0053	INPUT GEARBOX ASSY	1	31	KIT-01287	VARISPEED CONTROL (PRE 2004)	1
2				32	194612 02	SPACER	1
3	BLTA12380	BOLT	2	33	190119 07	WASHER	2
4				34	NUT-0180	PLAIN NUT	1
5				35	BRG-7080	BEARING (25mm)	1
6				36	195028 01	TIE ROD PLATE	1
7	NUT-0170	NUT	2	37	HSS-0194	SET SCREW	2
8	WSH-0018	WASHER	5	38	WSH-0070	WASHER	1
9	NUT-0269	NUT	2	39	KIT-00527	PTO END GUARD	1
10	MOTE11006	ACTUATOR	1	40			
11	194223 01	ADJUSTER BRACKET	1	41	NUTA11160	PLAIN NUT	1
12	194523 01	ADJUSTER ASSY	1	42	BRG-0240	BEARING	1
13	BLTA16530	BOLT	1	43	197102 01	LOCATING BAR (2005 ON)	1
14	BRG-1995	BEARING	2	44	RCL-0015	R CLIP (2005 ON)	2
15	193871 03	SPACER	2	45			
16	194227 01	IDLER	1	46			
17	194410 01	SPACER	1	47			
18				48			
19	BEL-26361	BELT (2007 & ON)	1	49			
OR	BEL-25357	BELT (UP TO 2007)	1	50			
20	WSH-0015	WASHER (2007&ON)	15	51			
OR	WSH-0015	WASHER (UPTO 2007)	10	52			
21	WSH-0012	WASHER	3	53	SCW-0516	BUT SK SCREW(2007&ON)	5
22	NUT-0263	NUT	5	54	195945 01	IDLER MTG BRKT (2007 & ON)	1
23	NUT-0265	NUT (2007&ON)	13	55	BRG-0240	BEARING (30mm) (2003 & ON)	1
OR	NUT-0265	NUT (UPTO 2007)	8				
24	BLT-2730	COACHBOLT	3				
25	BLT-3750	COACHBOLT	6				
26	197529 01	TIE ROD END ASSY (2007 & ON)	1				
OR	194378 01	TIE ROD END ASSY (UPTO 2007)	1				
27	197530 01	TIE BAR ASSY (2007 & ON)	1				
OR	195863 01	TIE BAR ASSY (30mm UPTO 2007)	1				
OR	194376 01	TIE BAR ASSY (25mm BEARING)	1				
28	194379 01	TIE ROD ADJUSTER	1				
29							
30	KIT-01256	VARISPEED CONTROL (HEADER)	1				

Shelbourne Reynolds Engineering Limited

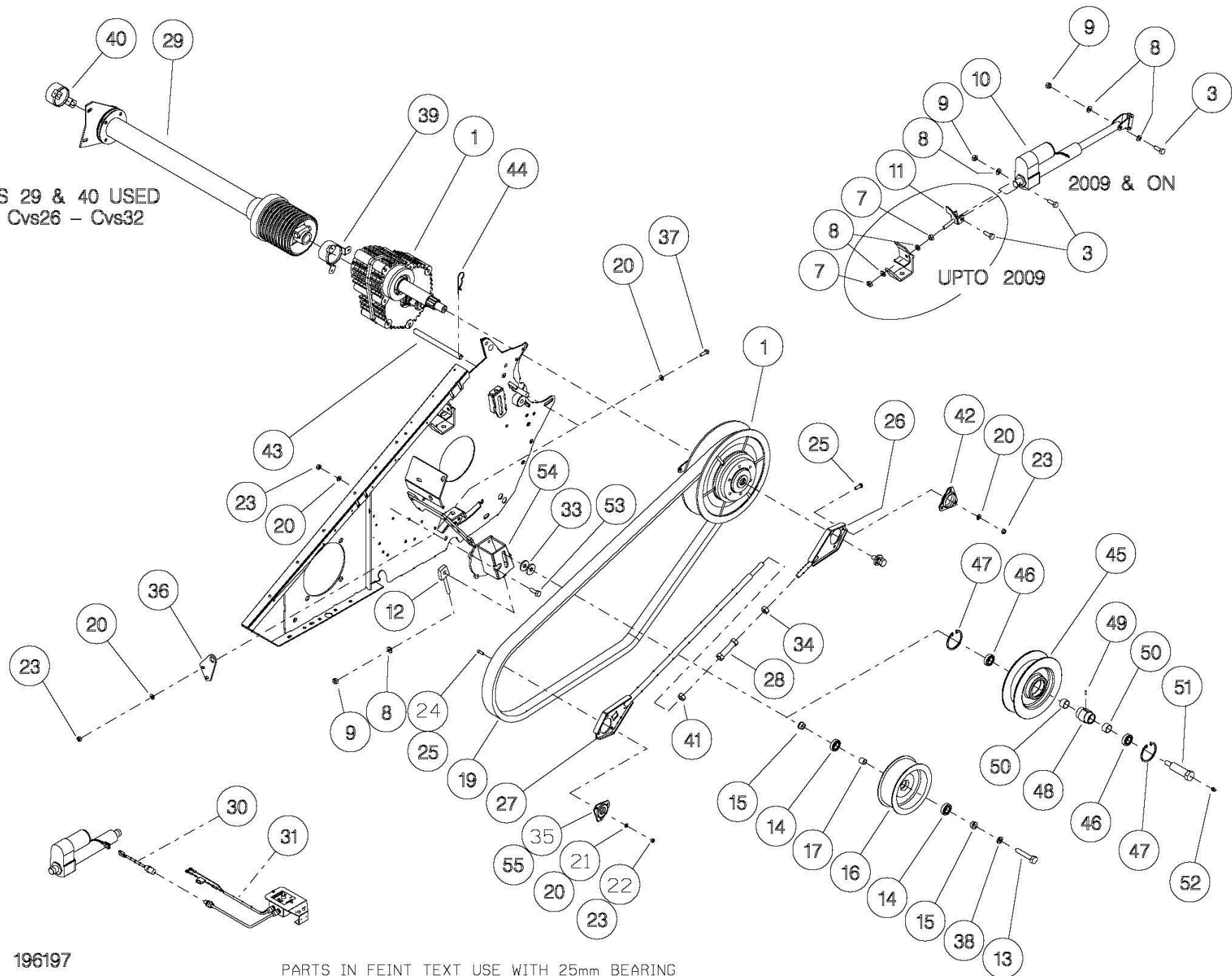


Shelbourne Reynolds Engineering Limited

ASSY NUMBER: 196197 03				ASSY DESCRIPTION: INPUT GEARBOX MTG SUB ASSEMBLY CVS 18-24			
ITEM	PART NO	DESCRIPTION	QTY	ITEM	PART NO	DESCRIPTION	QTY
1	GEA-0054	INPUT GEARBOX ASSY	1	36	195028 01	TIE ROD PLATE	1
2				37	HSS-0194	SET SCREW	2
3	BLTA12380	BOLT	2	38	WSH-0070	WASHER	1
4				39	KIT-00527	PTO END GUARD	1
5				40			
6				41	NUTA11160	PLAIN NUT	1
7	NUT-0170	NUT (UPTO 2009)	2	42	BRG-0240	BEARING	1
8	WSH-0018	WASHER	4	43	197102 01	LOCATING BAR	1
9	NUT-0269	NUT	3	44	RCL-0015	R-CLIP	2
10	MOTE11006	ACTUATOR	1	45			
11	194223 01	ADJUSTER BRACKET (UPTO 2009)	1	46			
12	194523 01	ADJUSTER ASSY	1	47			
13	BLTA16530	BOLT	1	48			
14	BRG-1995	BEARING	2	49			
15	193871 03	SPACER	2	50			
16	194227 01	IDLER	1	51			
17	194410 01	SPACER	1	52			
18				53	SCW-0516	BUT SK SCREW(2007-08)	5
19	BEL-27357	BELT 57x30.3	1	54	195945 01	IDLER MTG BRKT (2007-08)	1
20	WSH-0015	WASHER	10	55	BRG-23000	BEARING (2011 & ON)	1
OR	WSH-0015	WASHER (2007-08)	15	OR	BRG-0240	BEARING (UPTO 2011)	1
21							
22							
23	NUT-0265	NUT	8				
OR	NUT-0265	NUT (2007-08)	13				
24							
25	BLT-3750	COACHBOLT	6				
26	197529 01	TIE ROD END ASSY(2007 & ON)	1				
OR	194378 01	TIE ROD END ASSY(UP TO 2007)1					
27	197530 01	TIE BAR ASSY (2007 & ON)	1				
OR	195863 01	TIE BAR ASSY (UP TO 2007)	1				
28	198812 01	TIE ROD ADJUSTER	1				
29							
30	KIT-01256	VARI SPEED CONTROL(HEADER)	1				
31							
32							
33	190119 07	WASHER	2				
34	NUT-0180	PLAIN NUT	1				
35							

Shelbourne Reynolds Engineering Limited

ITEMS 29 & 40 USED
ON Cvs26 - Cvs32

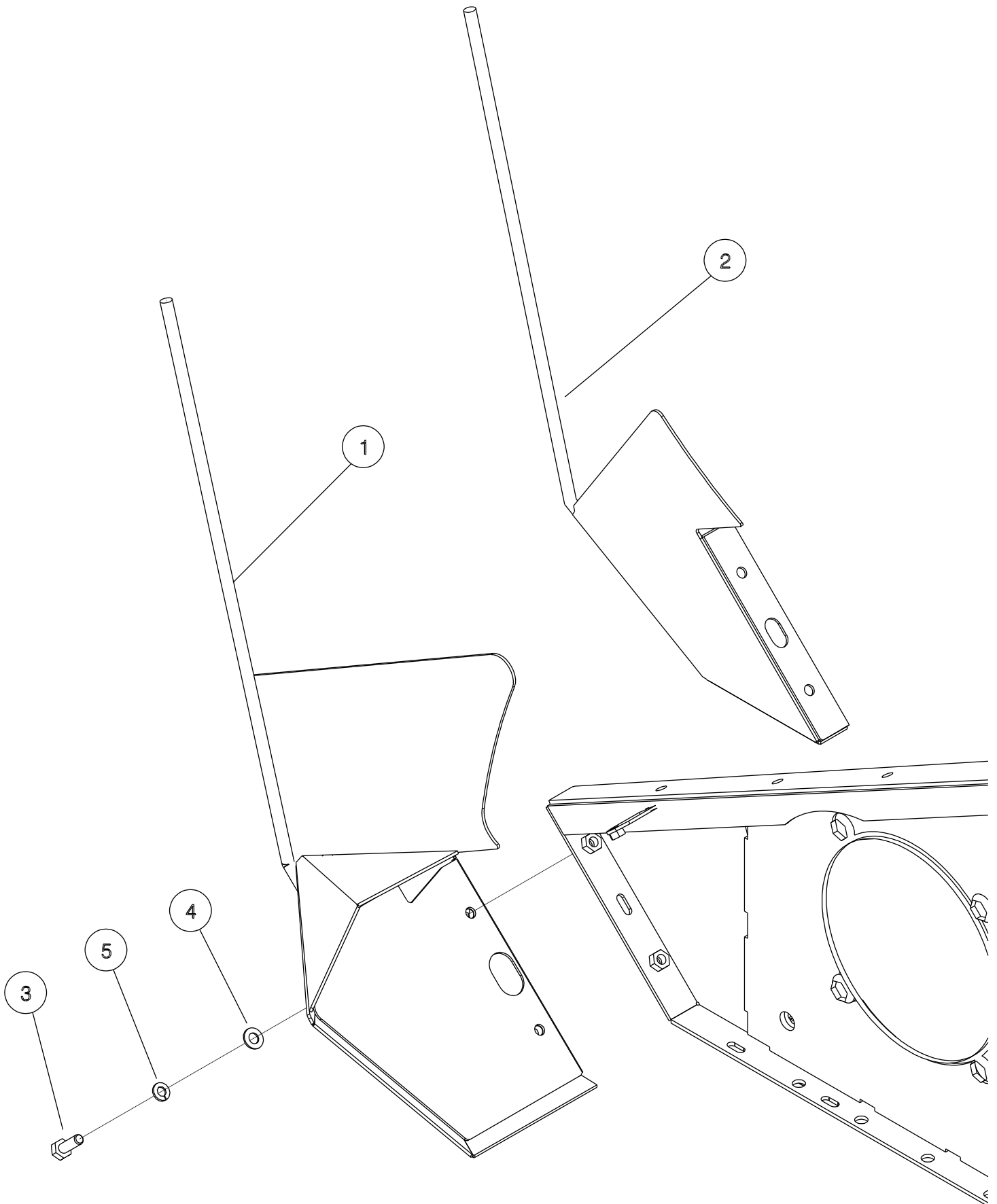


196197

PARTS IN FEINT TEXT USE WITH 25mm BEARING
32

Shelbourne Reynolds Engineering Limited

ASSY NUMBER: 196198 01				ASSY DESCRIPTION: DIVIDER SUB ASSY			
ITEM	PART NO	DESCRIPTION	QTY	ITEM	PART NO	DESCRIPTION	QTY
1	194501 01	DIVIDER ASSY LH	1				
2	194501 02	DIVIDER ASSY RH	1				
3	HSS-0191	SETSCREW	4				
4	WSH-0015	PLAIN WASHER	4				
5	WSH-0061	SPRING WASHER	4				



196198 01
196198 02

Shelbourne Reynolds Engineering Limited

ASSY NUMBER: 196201 01				ASSY DESCRIPTION: EMBLEMS AND GUARDS SUB (UP TO 2003)			
ITEM	PART NO	DESCRIPTION	QTY	ITEM	PART NO	DESCRIPTION	QTY
1	195418 01	FRONT L.H. GUARD(2002 ON)	1	35	127075 12	EMBLEM (GREASE 10 HOURS)	3
OR	195031 01	FRONT L.H. GUARD(TO 2001)	1	36	TNF-0010	EMBLEM (FLYING OBJECTS)	2
2	HSS-0140	SET SCREW	17	37			
3	WSH-0058	SPRING WASHER	13	38	193395 01	EMBLEM (TENSILOCK)	4
4	WSH-1038	PENNY WASHER	20	39	190702 04	EMBLEM (SLING POINT)	4
5	195559 01	LH SIDE GUARD(LATE 2002 ON)	1	40	195391 01	EMBLEM (SHEARBOLT PART No.)	1
OR	195413 01	LH SIDE GUARD(EARLY 2002)		41			
OR	195021 01	LH SIDE GUARD(UP TO 2002)		42	192953 01	EMBLEM (1/4 TURN) (PRE 2003)	1
6	195852 01	L.H. REAR GUARD(2003 ON)	1	43	193392 01	EMBLEM (STOP ENG BEFORE...)	1
OR	195415 01	L.H. REAR GUARD(2002 ONLY)		44	193393 01	EMBLEM (STOP ENG BEFORE...)	1
OR	195037 01	L.H. REAR GUARD(UP TO 2002)		45	TNF-0012	EMBLEM (DONT HANG CHAIN)	1
7	195017 01	L.H. TOP GUARD	1			(PTO GUARD)	
8	HSS-0084	SET SCREW	1			(AUGER ROTOR SPEED)	
9	WSH-0056	SPRING WASHER	1	46			
10	NUT-0263	NYLOC NUT	17	47	193394 01	EMBLEM (ENGAGE STRIP ROTOR)	1
11	191355 01	COVER	1	48	127075 16	EMBLEM (GREASE 50 HOURS)	7
12	SCW-4701	THUMB SCREW	1	49			
13	WSH-1036	PENNY WASHER	1	50	HSS-0145	SET SCREW	6
14	WSH-0009	PLAIN WASHER	4	51	BLTF10231	COACH BOLT	8
15	NUT-0260	NYLOC NUT	4	52	CHN-0145	CHAIN	0.17
16	HSS-0058	SET SCREW	2	52	CHN-0145	CHAIN (2003 ON)	0.17
17	194921 01	LH REAR BACK PLATE ASSY	1	53	RCL-0015	R CLIP	1
18	HSS-0198	SET SCREW	5	54	195386 01	REAR GUARD HINGE ASSY	1
19	WSH-0015	PLAIN WASHER	18	55	195383 01	FRONT GUARD HINGE ASSY	1
20	NUT-0265	NYLOC NUT	18	56	195387 01	HINGE	2
21	BLTA10380	SHEARBOLT	5	57	WSH-0006	PLAIN WASHER (M5)	2
22	BPG-00200	BODY PLUG	1	58	197515 01	TIE ROD SUPP.(MID 2006 & ON)	1
23	194873 01	R.H. GUARD ASSY	1	OR	195417 01	TIE ROD SUPP.(2002-MID 2006)	1
24	BLTA08440	BOLT	2	OR	194877 01	TIE ROD SUPP.(UP TO 2001)	1
25				59	HND-0000	PLASTIC HANDLE(2002 ON)	1
26	195879 01	STAY ROD (2003 ON)	1	60	195449 02	SPACER(50.5 LG LATER 2002)	2
OR	195038 01	STAY ROD (UPTO 2003)	1	OR	195449 01	SPACER(38.5 LG EARLY 2002)	2
27	194364 01	CANNISTER BRACKET	1	61	NUT-0258	NYLOC NUT (M5)	2
28	WDA-00025	CANNISTER	1	62	LTC-0010	¾ TURN FASTENER(2002 ONLY)	1
29	RCL-0010	R CLIP (UP TO 2003)	2	63	LTC-0012	RETAINING WASHER(2002 ONLY)	1
30	191359 01	IDENTIFICATION PLATE	1	OR	LTC-00040	SLAM LATCH(UP TO 2002)	1
31	POP-0006	POP RIVET	4	64	PIN-01950	LYNCH PIN(2003 ON)	1
32	195470 01	EMBLEM (STRIPES & SRE)	2	65	195412 02	LATCH PLATE (2003 ON)	1
33				66	195036 01	STAY CATCH (2003 ON)	1
34	TNF-0011	EMBLEM (READ MANUAL)	1				

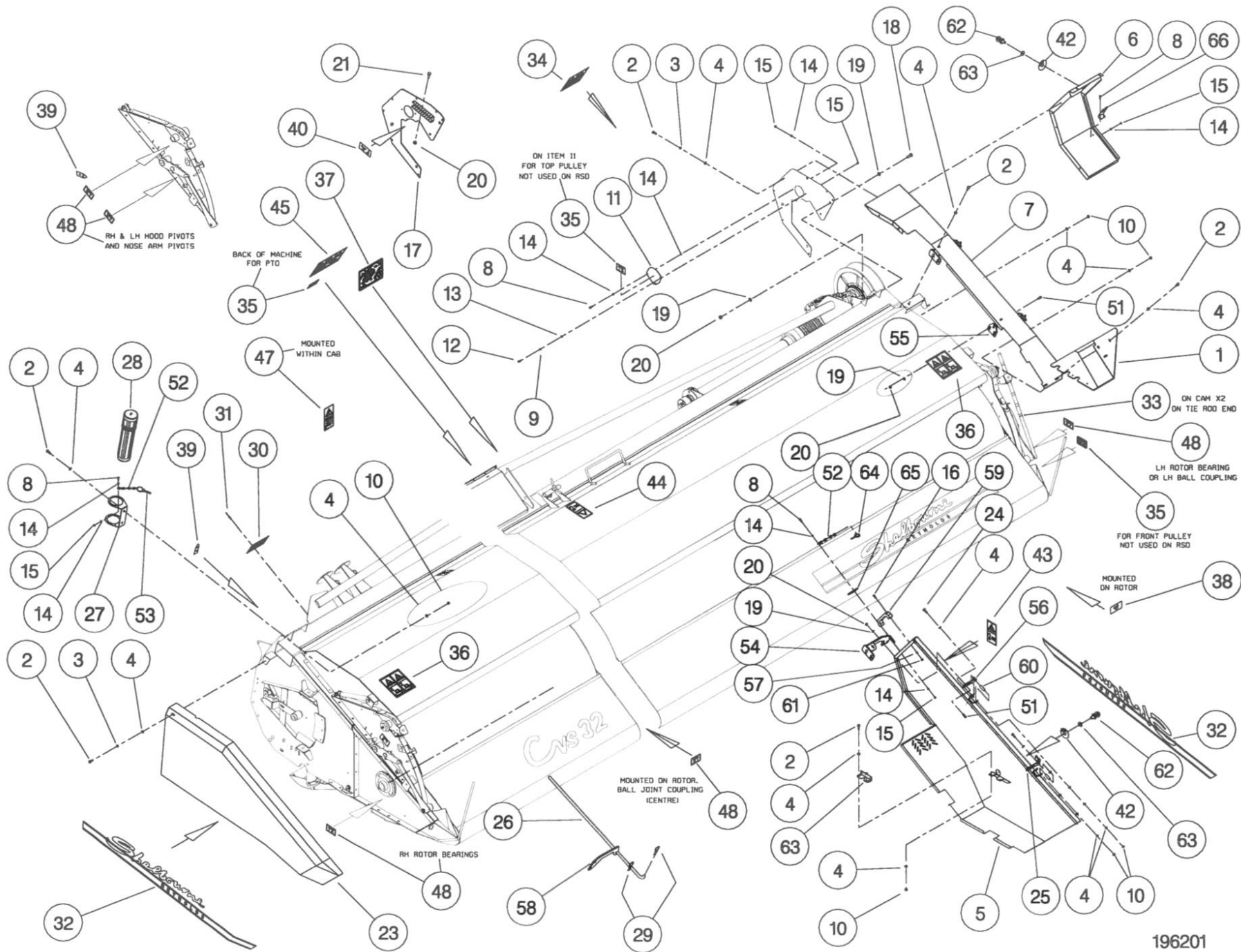
36



Shelbourne Reynolds Engineering Limited

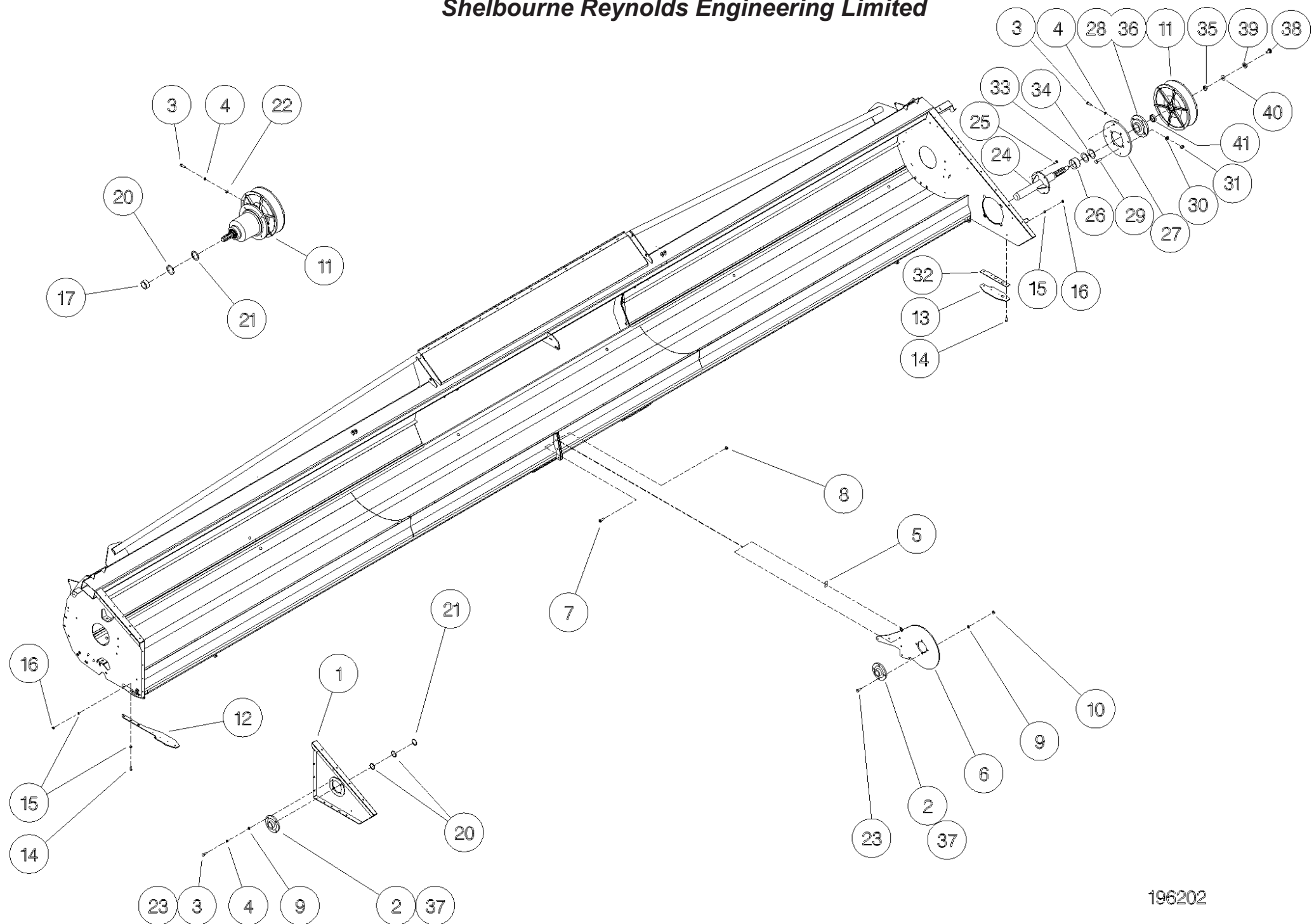
ASSY NUMBER: 196201 02				ASSY DESCRIPTION: EMBLEMS AND GUARDS SUB (2004 & ON)			
ITEM	PART NO	DESCRIPTION	QTY	ITEM	PART NO	DESCRIPTION	QTY
1	195418 01	FRONT L.H. GUARD(2002 ON)	1	35	127075 12	EMBLEM (GREASE 10 HOURS)	3
OR	195031 01	FRONT L.H. GUARD(TO 2001)	1	36	TNF-0010	EMBLEM (FLYING OBJECTS)	2
2	HSS-0140	SET SCREW	17	37	197612 01	EMBLEM (HEADER MAINTENANCE)	1
3	WSH-0058	SPRING WASHER	13	38	193395 01	EMBLEM (TENSILOCK)	4
4	WSH-1038	PENNY WASHER	20	39	190702 04	EMBLEM (SLING POINT)	4
5	195559 01	LH SIDE GUARD(LATE 2002 ON)	1	40	195391 01	EMBLEM (SHEARBOLT PART No.)	1
OR	195413 01	LH SIDE GUARD(EARLY 2002)		41			
OR	195021 01	LH SIDE GUARD(UP TO 2002)		42			
6	195852 01	L.H. REAR GUARD(2003 ON)	1	43	193392 01	EMBLEM (STOP ENG BEFORE...)	1
OR	195415 01	L.H. REAR GUARD(2002 ONLY)		44	193393 01	EMBLEM (STOP ENG BEFORE...)	1
OR	195037 01	L.H. REAR GUARD(UP TO 2002)		45	TNF-0012	EMBLEM (DONT HANG CHAIN)	1
7	195017 01	L.H. TOP GUARD	1			(PTO GUARD)	
8	HSS-0084	SET SCREW	1			(AUGER ROTOR SPEED)	
9	WSH-0056	SPRING WASHER	1	46			
10	NUT-0263	NYLOC NUT	17	47	193394 01	EMBLEM (ENGAGE STRIP ROTOR)	1
11	191355 01	COVER	1	48	127075 16	EMBLEM (GREASE 50 HOURS)	7
12	SCW-4701	THUMB SCREW	1	49			
13	WSH-1036	PENNY WASHER	1	50	HSS-0145	SET SCREW	6
14	WSH-0009	PLAIN WASHER	4	51	BLTF10231	COACH BOLT	8
15	NUT-0260	NYLOC NUT	4	52	CHN-0145	CHAIN	0.17
16	HSS-0058	SET SCREW	2	52	CHN-0145	CHAIN (2003 ON)	0.17
17	194921 01	LH REAR BACK PLATE ASSY	1	53	RCL-0015	R CLIP	1
18	HSS-0198	SET SCREW	5	54	195386 01	REAR GUARD HINGE ASSY	1
19	WSH-0015	PLAIN WASHER	18	55	195383 01	FRONT GUARD HINGE ASSY	1
20	NUT-0265	NYLOC NUT	18	56	195387 01	HINGE	2
21	BLTA10380	SHEARBOLT	5	57	WSH-0006	PLAIN WASHER	2
22				58	197515 01	TIE ROD SUPP.(MID 2006 & ON)	1
23	194873 01	R.H. GUARD ASSY	1	OR	195417 01	TIE ROD SUPP.(2002-MID 2006)	1
24	BLTA08440	BOLT	2	OR	194877 01	TIE ROD SUPP.(UP TO 2001)	1
25	197782 01	LOCKING HINGE	1	59	HND-0000	PLASTIC HANDLE(2002 ON)	1
26	195879 01	STAY ROD (2003 ON)	1	60	195449 02	SPACER	2
OR	195038 01	STAY ROD (UPTO 2003)	1	OR	195449 01	SPACER	2
27	194364 01	CANNISTER BRACKET	1	61	NUT-0258	NYLOC NUT	2
28	WDA-00025	CANNISTER	1	62			
29				63			
30	191359 01	IDENTIFICATION PLATE	1	OR			
31	POP-0006	POP RIVET	4	64	PIN-01950	LYNCH PIN(2003 ON)	1
32	195470 01	EMBLEM (STRIPES & SRE)	2	65	195412 02	LATCH PLATE (2003 ON)	1
33	21616337	LABEL (GREASE SYMBOL)	3	66	195036 01	STAY CATCH (2003 ON)	1
34	TNF-0011	EMBLEM (READ MANUAL)	1				

Shelbourne Reynolds Engineering Limited



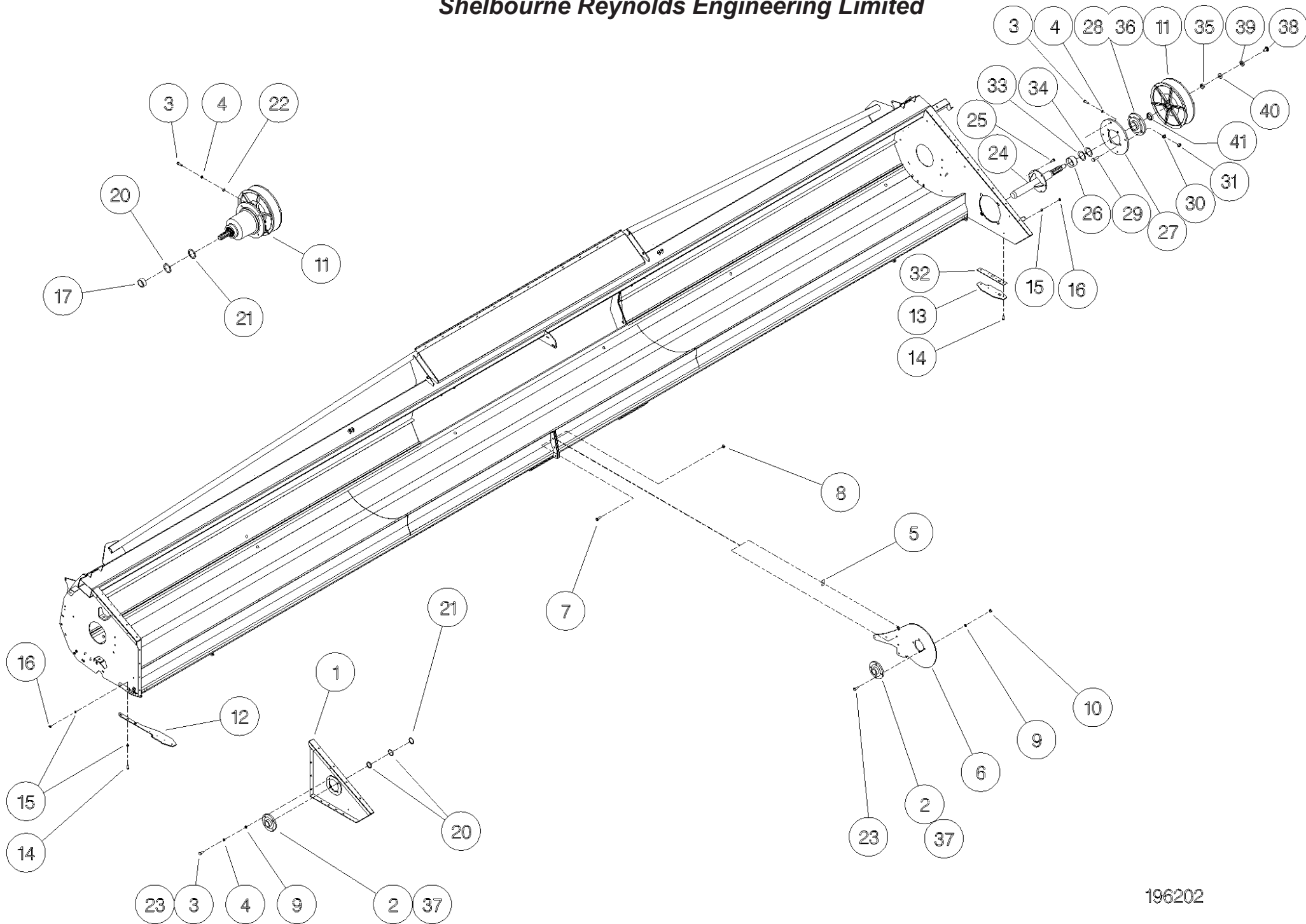
Shelbourne Reynolds Engineering Limited

ASSY NUMBER: 196202 01				ASSY DESCRIPTION: ROTOR MTG SUB ASSY			
ITEM	PART NO	DESCRIPTION	QTY	ITEM	PART NO	DESCRIPTION	QTY
1	194915 01	RH SIDE PLATE W/A	1				
2	BRG-3275	BEARING	2				
3	HSS-0241	SETSCREW	7				
4	WSH-0065	WASHER	8				
5	194401 01	SHIM	3				
6	194400 01	DIVISION PLATE	1				
7	BLTA12290	BOLT	5				
8	NUTA07120	AERO-TIGHT NUT	5				
9	WSH-0018	WASHER	8				
10	NUT-0269	NUT	4				
11	GEA-0063	ROTOR GEARBOX ASSY	1				
12	194404 01	DIVIDING PLATE RH	1				
13	194402 01	DIVIDING PLATE LH	1				
14	SCW-0516	SCREW	11				
15	WSH-0015	WASHER	14				
16	NUT-0265	NUT	11				
17	193071 02	SPACER	1				
18							
19							
20	192876 01	SHIM					
21	192876 02	SHIM					
22	190119 04	WASHER	4				
23	HSS-0250	SETSCREW	5				
24							
25							
26							
27							
28							
29							
30							
31							
32	197123 01	FOOT PACKER PLATE	1				
33							
34							
35							
36							
37	NIP-00600	GREASE NIPPLE	2				



Shelbourne Reynolds Engineering Limited

ASSY NUMBER: 196202 02				ASSY DESCRIPTION: ROTOR MTG SUB ASSY			
ITEM	PART NO	DESCRIPTION	QTY	ITEM	PART NO	DESCRIPTION	QTY
1	194915 01	RH SIDE PLATE W/A	1	35	190548 56	SPACER (2007 & ON) (3mm)	1
2	BRG-3275	BEARING	2	OR	197115 02	SPACER(2005 & 2006) (6mm)	1
3	HSS-0235	SETSCREW	7	OR	197115 01	SPACER(UP TO 2005) (11.5mm)	1
4	WSH-0065	WASHER	8	36	NIP-0001	GREASE NIPPLE	1
5	194401 01	SHIM	3	37	NIP-00600	GREASE NIPPLE	2
6	194400 01	DIVISION PLATE	1	38	HSS-0315	SETSCREW	1
7	BLTA12290	BOLT	5	OR	197485 01	RETAINING STUB (2007-2010)	1
8	NUTA07120	AERO-TIGHT NUT	5	39	WSHA30161	LOCKWASHER (2011 & ON)	1
9	WSH-0018	WASHER	8	OR	WSH-0070	SPRING WASHER(UPTO 2011)	
10	NUT-0269	NUT	4				
11	KIT-01385	PULLEY ASSY (2010 & ON)	1	40	190119 99	WASHER(NOT 2007-2010)	1
		(BOLT IN HUBS)		41	197487 01	SPACER (2007-2008)	1
OR	KIT-01320B	PULLEY ASSY (2007-2009)	1			ONLY REQUIRED IF ITEM 24 IS	
		CONSULT SHELBOURNE REYNOLDS				197109 01	
OR	KIT-01320A	PULLEY ASSY (2007 & 2008)	1				
		CONSULT SHELBOURNE REYNOLDS					
OR	KIT-01320	PULLEY ASSY (UP TO 2007)	1				
12	194404 01	DIVIDING PLATE RH	1				
13	194402 01	DIVIDING PLATE LH	1				
14	SCW-0516	SCREW	11				
15	WSH-0015	WASHER	20				
16	NUT-0265	NUT	11				
17							
18							
20	192876 01	SHIM					
21	192876 02	SHIM					
22							
23	HSS-0250	SETSCREW	5				
24	198077 01	DRIVE SHAFT W/A (2009 & ON)	1				
OR	197109 01	DRIVE SHAFT W/A (UPTO 2009)	1				
25	HSSG10204	SET SCREW	6				
26							
27	195922 01	BEARING SUPPORT	1				
28	BRG-26041	BEARING	1				
29	HSS-0318	SETSCREW	4				
30	WSH-0024	WASHER	4				
31	NUT-0271	NUT	4				
32	197123 01	FOOT PACKER PLATE	1				
33	190548 30	WASHER	2				
34	190548 31	WASHER	2				



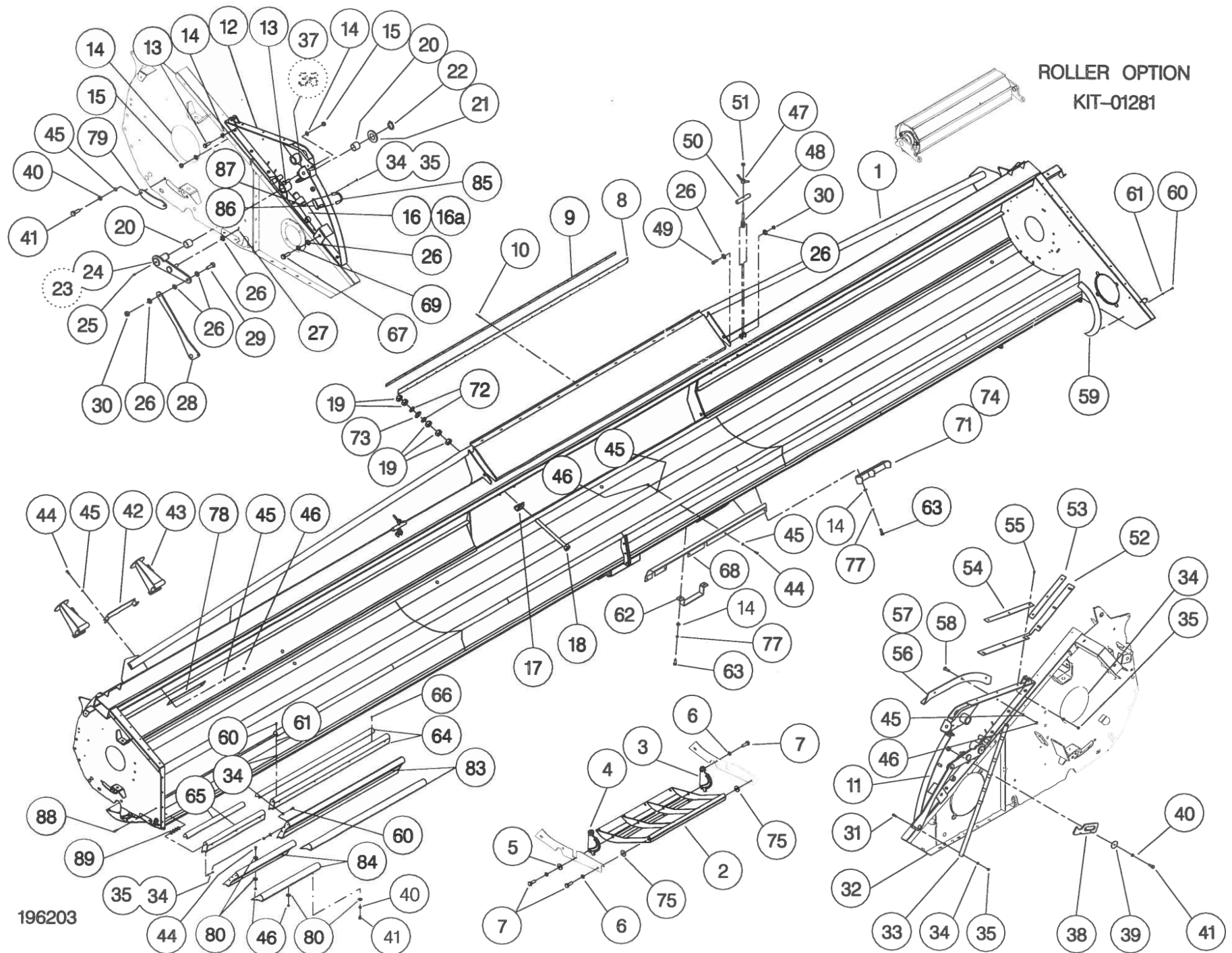
Shelbourne Reynolds Engineering Limited

ASSY NUMBER: 196203 12				ASSY DESCRIPTION: FRAME & PARTS SUB Cvs/Rvs24			
ITEM	PART NO	DESCRIPTION	QTY	ITEM	PART NO	DESCRIPTION	QTY
1	197129 01	24 MAIN FRAME (2007 & ON)	1	37	194381 02	LIGHT BRACKET RH	1
OR	197116 01	Cvs24 MAIN FRAME (UPTO 2007)		38	192809 01	NOSE STOP LATCH	1
2	194395 01	SKID	2	39	190119 05	WASHER	1
3	193828 01	SKID ADJUSTER PLATE LH	2	40	WSH-0058	SPRING WASHER	22
4	193828 02	SKID ADJUSTER PLATE RH	2	41	HSS-0135	SET SCREW	22
5	190119 07	WASHER	4	42	193221 01	HEADER STAND BRACKET	1
6	WSH-0070	WASHER	16	43	193222 01	HEADER FRONT STAND	2
7	HSS-0316	SET SCREW	16	44	HSS-0140	SET SCREW	38
8	194545 01	RUBBER SEAL	1	45	WSH-0012	PLAIN WASHER	17
9	194493 01	CLAMP STRIP	1	46	NUT-0263	NYLOC NUT	44
10	POP-0006	POP RIVET	25	47	193244 01	RETAINING NUT	2
11	194913 01	TOP SIDE PLATE LH	1	48	193248 01	RETAINING SCREW	2
12	194913 02	TOP SIDE PLATE RH	1	49	BLTA12380	BOLT	2
13	HSS-0191	SET SCREW	26	50	193251 01	RETAINING BAR	2
14	WSH-0015	PLAIN WASHER	38	51	NUT-0170	PLAIN NUT	2
15	NUT-0265	NYLOC NUT	14	52	194000 01	RUBBER SEAL	2
16	195075 01	HYDRAULIC RAM	2	53	193233 02	SEAL CLAMP	2
16a	RMSK00030	RAM SEAL KIT		54	193229 01	SEAL CLAMP LONG	2
17	194987 01	LOCKING ASSY	2	55	SCW-4960	BUTT SCK HD SCREW	12
18	HSSA24994	SET SCREW	2	56	194385 01	RUNNER ASSY LH	1
19	NUT-0190	PLAIN NUT	10	57	194385 02	RUNNER ASSY RH	1
20	BSH-3070	BUSH	4	58	SCW-1735	CSK SOC HD SCREW	6
21	WSH-1547	PLAIN WASHER	2	59	193363 01	ROTOR DEFLECTOR	2
22	CIR-1150	CIRCLIP	2	60	HSS-0084	SET SCREW	17
23	194538 06	LIFT ARM LH (2002 ON)	1	61	WSH-0056	SPRING WASHER	17
OR	194538 01	LIFT ARM LH (PRE 2002)		62	195126 01	FORK LIFT SHOE PLATE	2
24	194538 07	LIFT ARM RH (2002 ON)	1	63	HSS-0194	SET SCREW	8
OR	194538 02	LIFT ARM RH (PRE 2002)		64	195855 01	1 ST STAGE SPILL PLATE 1.2mt	
25	NIP-0207	GREASE NIPPLE	2	OR	194330 01	RADIUS MOULDING 1.2mt PLASTIC	
26	WSH-0018	PLAIN WASHER	8	65			
27	PIN-1150	SPLIT PIN	2	66	SCHE05210	SELF DRILLING SCREW	24
28	194537 01	LINK ARM	2	67	HSS-0275	SET SCREW	2
29	HSS-0241	SET	2	68	195388 01	SPILL PLATE (PRE 2003)	1
30	NUT-0269	NYLOC NUT	4	69	WSH-0065	SPRING WASHER	2
31	HSSA06290	SETSCREW	1	70			
32	NUT-0160	NUT	1	71	195125 01	FORK STOP PLATE L.H.	1
33	192494 01	NOSE HEIGHT INDICATOR ROD	1	72	WSH-0036	PLAIN WASHER	4
34	WSH-0009	PLAIN WASHER	13	73	190548 62	WASHER	2
35	NUT-0260	NUT	17	74	195125 02	FORK STOP PLATE R.H.	1
36	194381 01	LIGHT BRACKET LH	1	75	WSH-0024	PLAIN WASHER	16

Shelbourne Reynolds Engineering Limited

ASSY NUMBER: 196203 12				ASSY DESCRIPTION: FRAME & PARTS SUB Cvs/Rvs24			
ITEM	PART NO	DESCRIPTION	QTY	ITEM	PART NO	DESCRIPTION	QTY
76							
77	WSH-0061	SPRING WASHER	8				
78	195541 01	BACKING PLATE	1				
79	195844 01	COVER PLATE	2				
80	WSH-1038	PENNY WASHER	72				
81							
82							
83	197051 01	3 RD STAGE SPILL PLATE 1.2mt (All Cvs HEADS) (Rvs HEADS UP TO 2005 ONLY)	3				
OR	197048 01	2 RD STAGE SPILL PLATE 1.2mt (Rvs HEADS 2005 ONLY)	6				
OR	197476 01	SPILL PLATE ASSY 1.2mt (Rvs HEADS 2006 & ON)	6				
84	197048 01	2 RD STAGE SPILL PLATE 1.2mt (All Cvs HEADS) (Rvs HEADS UP TO 2005 ONLY)	3				
85	197308 01	HORSE SHOE PLATE	2				
86	197309 01	PLATE	2				
87	HSS-0086	SETSCREW	4				
88	HSS-0092	SETSCREW	2				
89	WSH-1036	PENNY WASHER	16				

Shelbourne Reynolds Engineering Limited

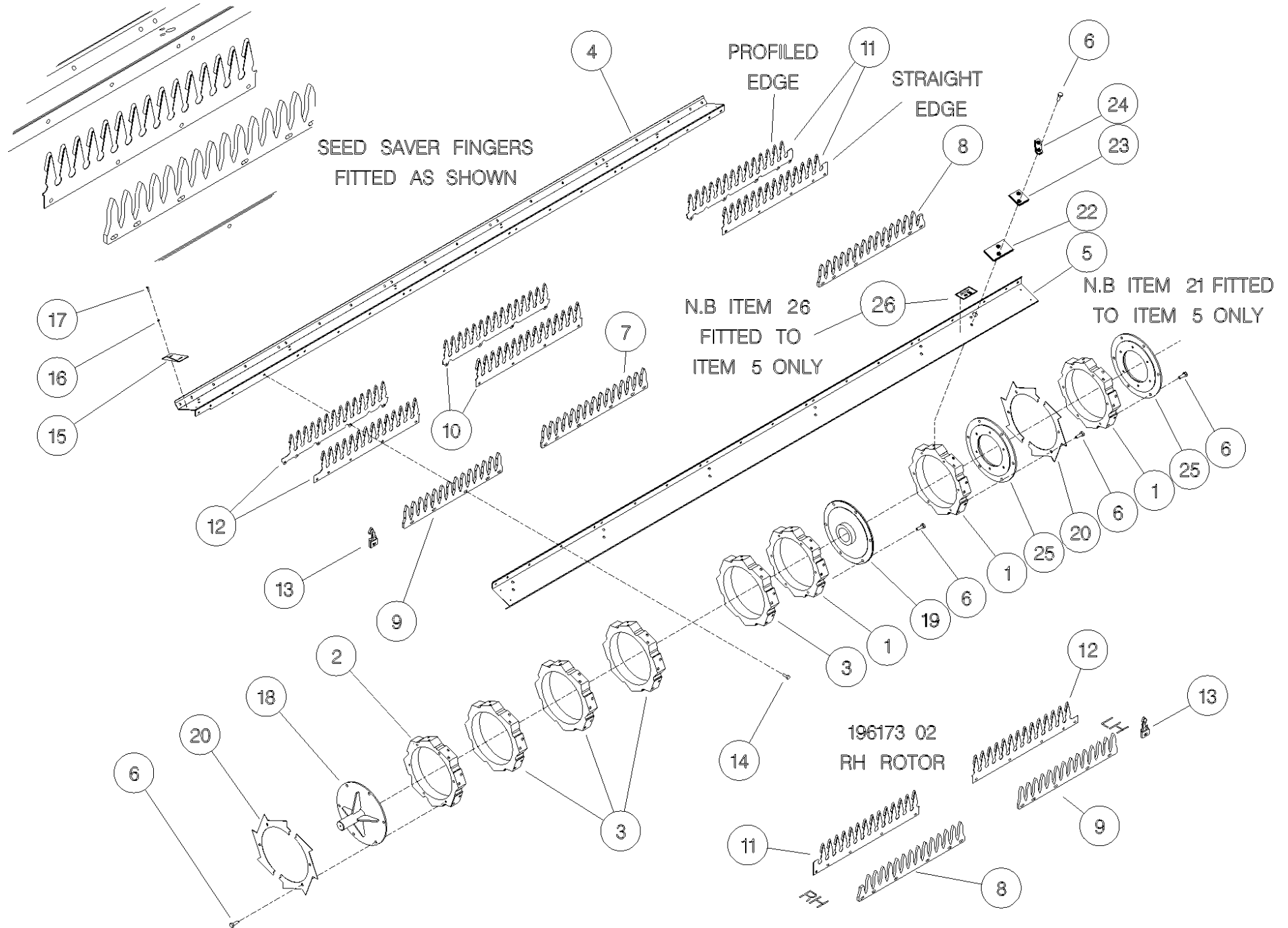


196203

Shelbourne Reynolds Engineering Limited

ASSY NUMBER: 196228 03				ASSY DESCRIPTION: STRIPPING ROTOR ASSEMBLY LH 3.6m			
ITEM	PART NO	DESCRIPTION	QTY	ITEM	PART NO	DESCRIPTION	QTY
1	192892 01	OUTER HUB CASTING LH	2				
2	192892 02	OUTER HUB CASTING RH	1				
3	192892 03	INNER HUB CASTING	5				
4	199019 01	ROTOR SECTION 3.6m	8				
OR	199019 04	SPARES COMMON 3.6m PANEL					
5							
6	HSSG10204	TENSILOCK SETSCREW	146				
7	193558 01	STANDARD ELEMENT	32				
8	193558 02	STANDARD ELEMENT END	8				
OR	193558 01	FOR SPARES, CUT AND MODIFY STD SUPPORT FINGER	8				
9	193558 03	STANDARD ELEMENT CTR END	8				
OR	193558 01	FOR SPARES, CUT AND MODIFY STD SUPPORT FINGER	8				
10	197717 01	SEED SAVER CTR	32				
OR	291009 01	SEED SAVER CTR RICE (LONG TIP)	32				
11	197719 01	SEED SAVER LH END	8				
OR	291011 02	SEED SAVER RH END RICE (LONG TIP)	8		NOTE	197719 01 & 197718 02 ARE CORRECT PARTS WHEN FINGERS SET WITH FLANGES UP, i.e., AGGRESSIVE.	
12	197718 02	SEED SAVER LH CTR	8				
OR	291010 01	SEED SAVER RH CTR RICE (LONG TIP)	8				
13	194109 01	CENTRE FINGER LH (AGGRESSIVE)	8				
OR	292310 01	RICE CENTRE FINGER LH (FLAT)	8				
14	HSSF08174	TENSILOCK SETSCREW	208				
15	192679 01	ANTI-WRAP PLATE (HALF SET)	8				
OR	192679 01	ANTI-WRAP PLATE (FULL CTR SET)	12				
OR	192679 01	ANTI-WRAP PLATE (FULL SET)	16				
16	WSH-1034	PENNY WASHER	16-32		NOTE	291011 02 & 291010 01 ARE CORRECT PARTS WHEN FINGERS SET WITH FLANGES DOWN, i.e., NON-AGGRESSIVE, FOR RICE. THESE FINGERS CAN NOT BE SET AGGRESSIVELY	
17	SCW-5180	SELF TAPPING SCREW	16-32				
18	193103 01	CENTRE DRIVE SHAFT W/A	1				
19	197114 01	ROTOR DRIVE DISC W/A	1				
20	192959 01	OUTER CLAMP RING	4				
21							
22	193118 01	BALANCE WEIGHT (100G)	6				
23	193118 02	BALANCE WEIGHT (50G)	2				
24	193382 01	BALANCE WEIGHT (25G)	1				
25	197111 01	ROTOR DRIVE DISC	1				

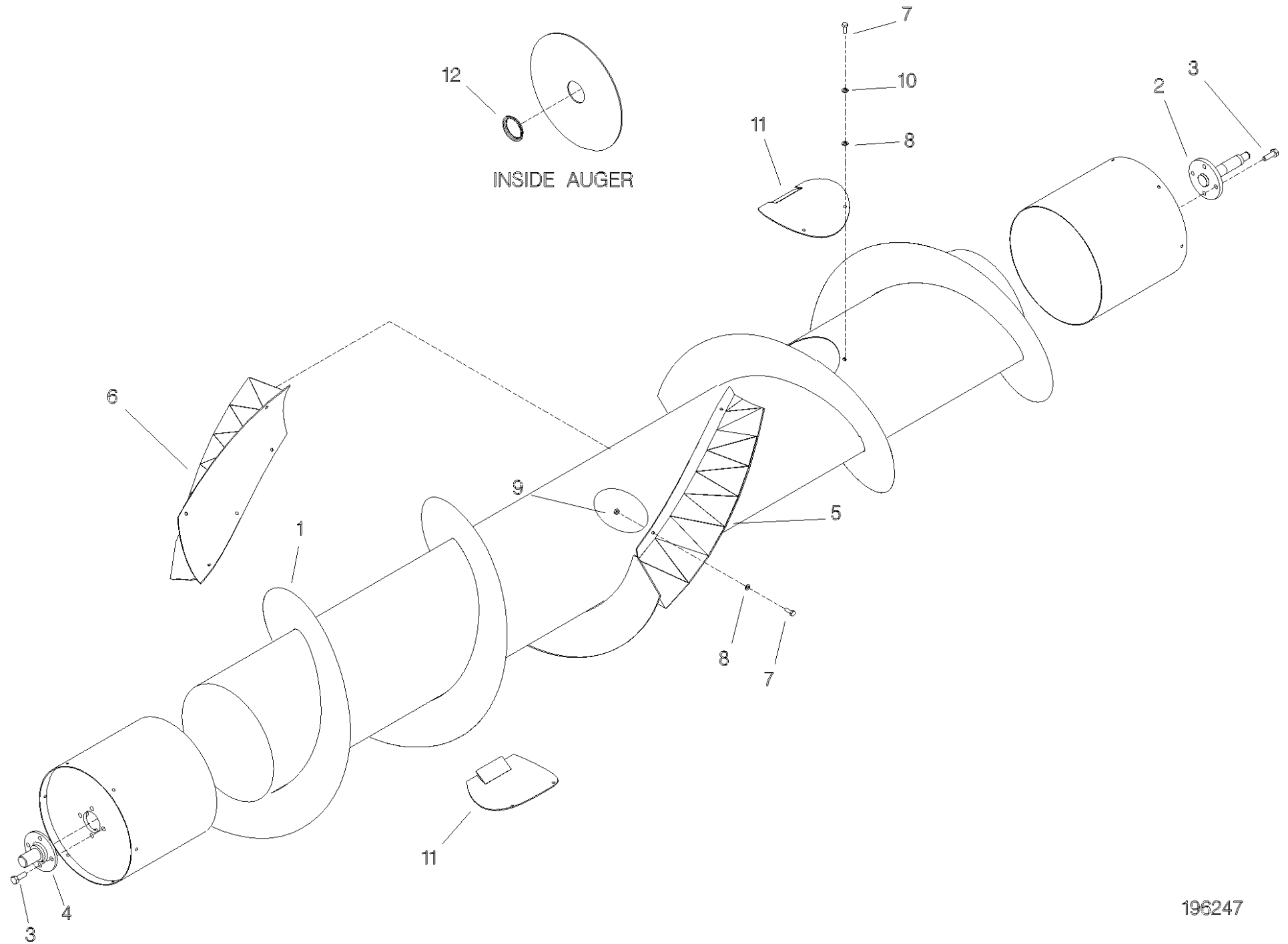
Shelbourne Reynolds Engineering Limited



Shelbourne Reynolds Engineering Limited

ASSY NUMBER: 196247 12				ASSY DESCRIPTION: 7.2mt (24') BOLT ON PADDLE AUGER ASSY			
ITEM	PART NO	DESCRIPTION	QTY	ITEM	PART NO	DESCRIPTION	QTY
1	292076 01	AUGER WELD ASSY	1				
2	195848 01	AUGER DRIVE SHAFT	1				
3	HSSF12204	SET SCREW	8				
4	197704 02	IDLER SHAFT	1				
5	197620 01R	AUGER SPIRAL PADDLE LH	1				
6	197620 02R	AUGER SPIRAL PADDLE RH	1				
7	HSS-0145	HEX HD SCREW	18				
8	WSH-0012	PLAIN WASHER	18				
9	NUT-0263	NYLOC NUT	10				
10	WSH-0058	SPRING WASHER	8				
11	194472 01	INSPECTION COVER	2				
12	21709036	TUBE PLUG	2				
13	196247 12R	COMPLETE SPARE AUGER ASSY (CONSISTS OF ITEM 1-12)					

Shelbourne Reynolds Engineering Limited

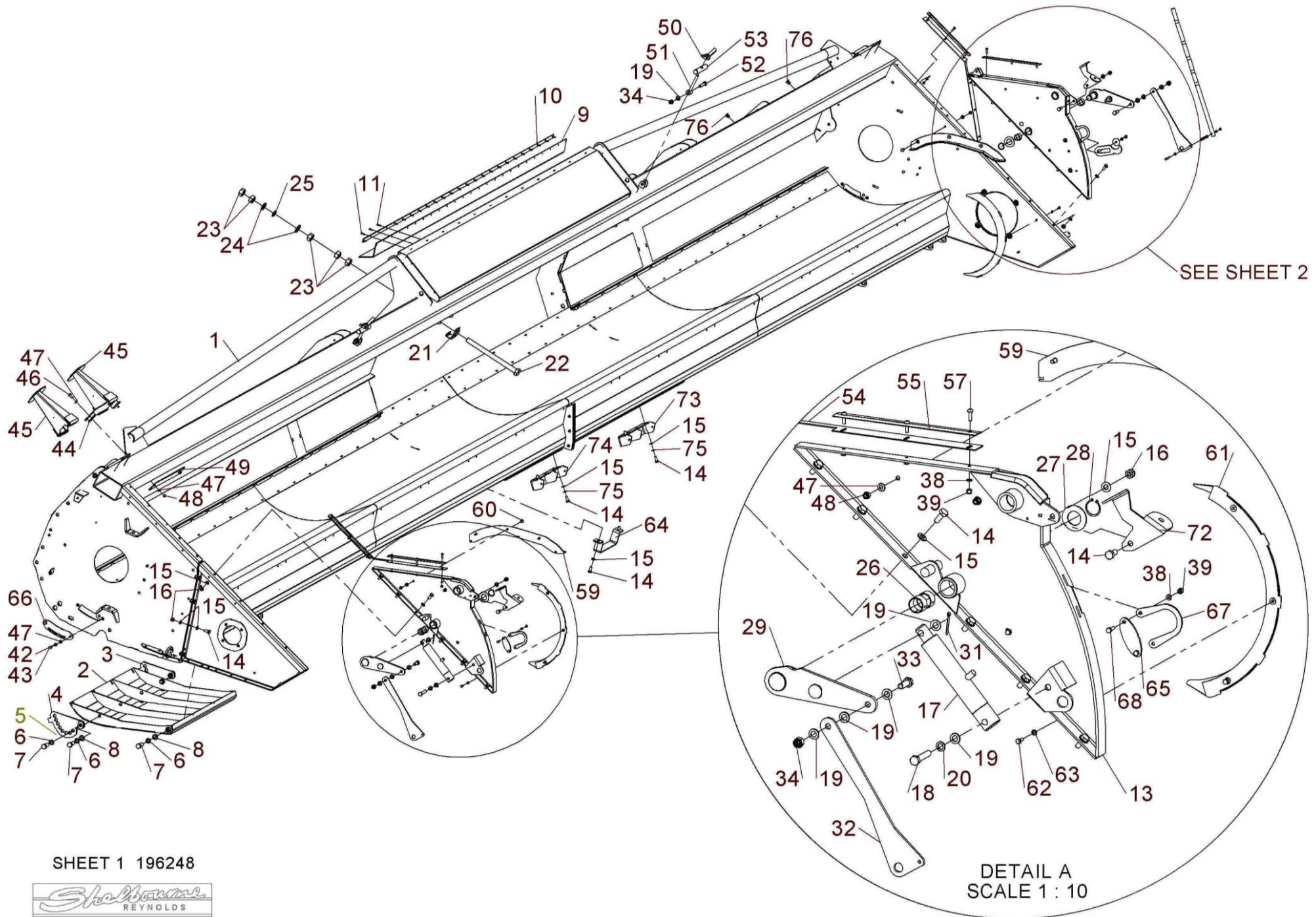


196247

Shelbourne Reynolds Engineering Limited

ASSY NUMBER: 196248 12				ASSY DESCRIPTION: Cvs24 FRAME & PARTS SUB ASSY			
ITEM	PART NO	DESCRIPTION	QTY	ITEM	PART NO	DESCRIPTION	QTY
1	198099 01	CVS MAIN FRAME	1	40	192809 01	NOSE STOP LATCH	1
2	194395 01	SKID ASSY	2	41	190119 05	WASHER	1
3	193828 01	SKID ADJUSTER LH	2	42	WSH-0058	SPRING WASHER	23
4	193828 02	SKID ADJUSTER RH	2	43	HSS-0135	SETSCREW	23
5	190119 07	WASHER (UPTO 2015)	4	44	193221 01	HEADER STAND BRACKET	1
6	WSH-0070	SPRING WASHER	12	45	193222 01	HEADER FRONT STAND	2
7	HSS-0316	SETSCREW	12	46	HSS-0140	SETSCREW	2
8	WSH-0024	PLAIN WASHER	12	47	WSH-0012	PLAIN WASHER	32
9	194545 01	RUBBER SEAL	1	48	NUT-0263	NYLOC NUT	8
10	194493 01	CLAMP STRIP	1	49	195541 01	BACKING PLATE	1
11	POP-0006	POP RIVET	25	50	193244 01	RETAINING NUT	2
12	194913 01	TOP SIDE PLATE LH	1	51	193248 01	RETAINING SCREW	2
13	194913 02	TOP SIDE PLATE RH	1	52	BLTA12380	HEX.HEAD BOLT	2
14	HSS-0191	SETSCREW	16	53	193251 01	RETAINING BAR	2
15	WSH-0015	PLAIN WASHER	30	54	194000 01	RUBBER SEAL	2
16	NUT-0265	NUT	16	55	199567 01	CLAMP STRIP	4
17	195075 01	HYDRAULIC RAM ASSY	2	57	SCW-4960	BUTTON SCK HEAD SCREW	12
17a	RMSK00030	RAM SEAL KIT		58	194385 01	RUNNER ASSY LH	1
18	BLTA12410	HEX HEAD BOLT	2	59	194385 02	RUNNER ASSY RH	1
19	WSH-0018	PLAIN WASHER	14	60	SCW-1735	CSK SOCKET HD SCW	6
20	WSH-0065	SPRING WASHER	2	61	193363 01	ROTOR DEFLECTOR	2
21	194987 01	ADPT PLT LOCKING ASSY	2	62	HSS-0084	SETSCREW	6
22	HSSA24994	HEX HEAD SET SCREW	2	63	WSH-0056	SPRING WASHER	6
23	NUT-0190	PLAIN HEX.NUT	10	64	195126 01	FORK LIFT SHOE PLATE	2
24	WSH-0036	WASHER	4	65	197309 01	PLATE	2
25	190548 62	WASHER	2	66	195844 01	COVER PLATE	2
26	BSHK03047	BUSH	4	67	197308 01	HORSE SHOE PLATE	2
27	WSH-1547	WASHER	2	68	HSS-0086	SET SCREW	4
28	CIR-1150	CIRCLIP	2	69	NUTA13080	NUTSERT	18
29	194538 06	LIFT ARM LH	1	70	197701 01	SPILL PLATE EXTENSION	3
30	194538 07	LIFT ARM RH	1	71	198958 01	LH LIGHT BRACKET (2012 & ON)	1
31	PIN-1150	SPLIT PIN	2	OR	194381 01	LH LIGHT BRACKET (UPTO 2012)	1
32	194537 01	LINK ARM	2	72	198958 02	RH LIGHT BRACKET (2012 & ON)	1
33	HSS-0241	SET SCREW	2	OR	194381 02	RH LIGHT BRACKET (UPTO 2012)	1
34	NUT-0269	NYLOC NUT	4				
35	HSSA06290	HEX. HEAD SET SCREW	1				
36							
37	192494 01	NOSE HEIGHT INDICATOR ROD	1				
38	WSH-0009	PLAIN WASHER	23				
39	NUT-0260	NYLOC NUT	17				

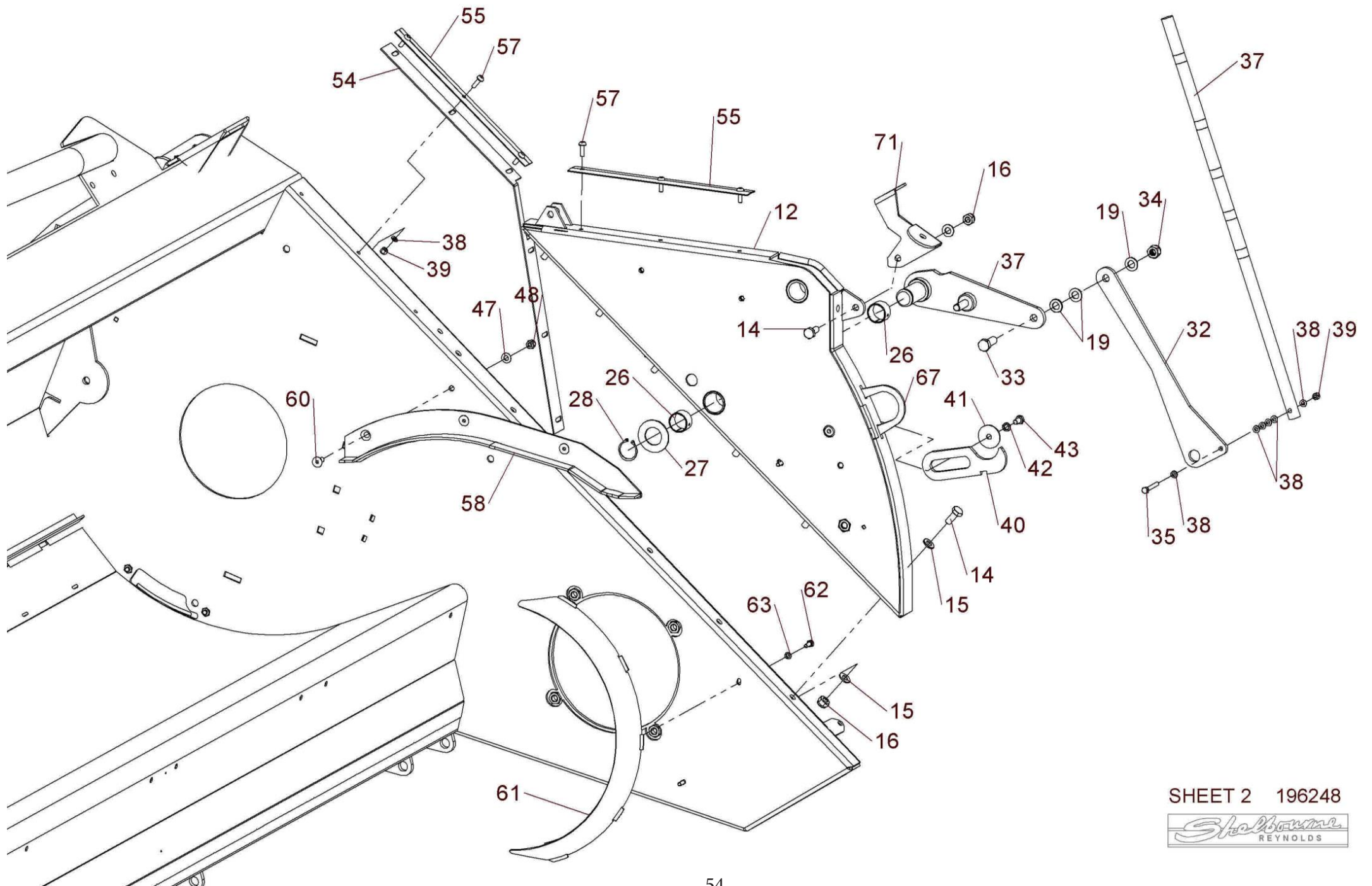
Shelbourne Reynolds Engineering Limited



SHEET 1 196248



Shelbourne Reynolds Engineering Limited



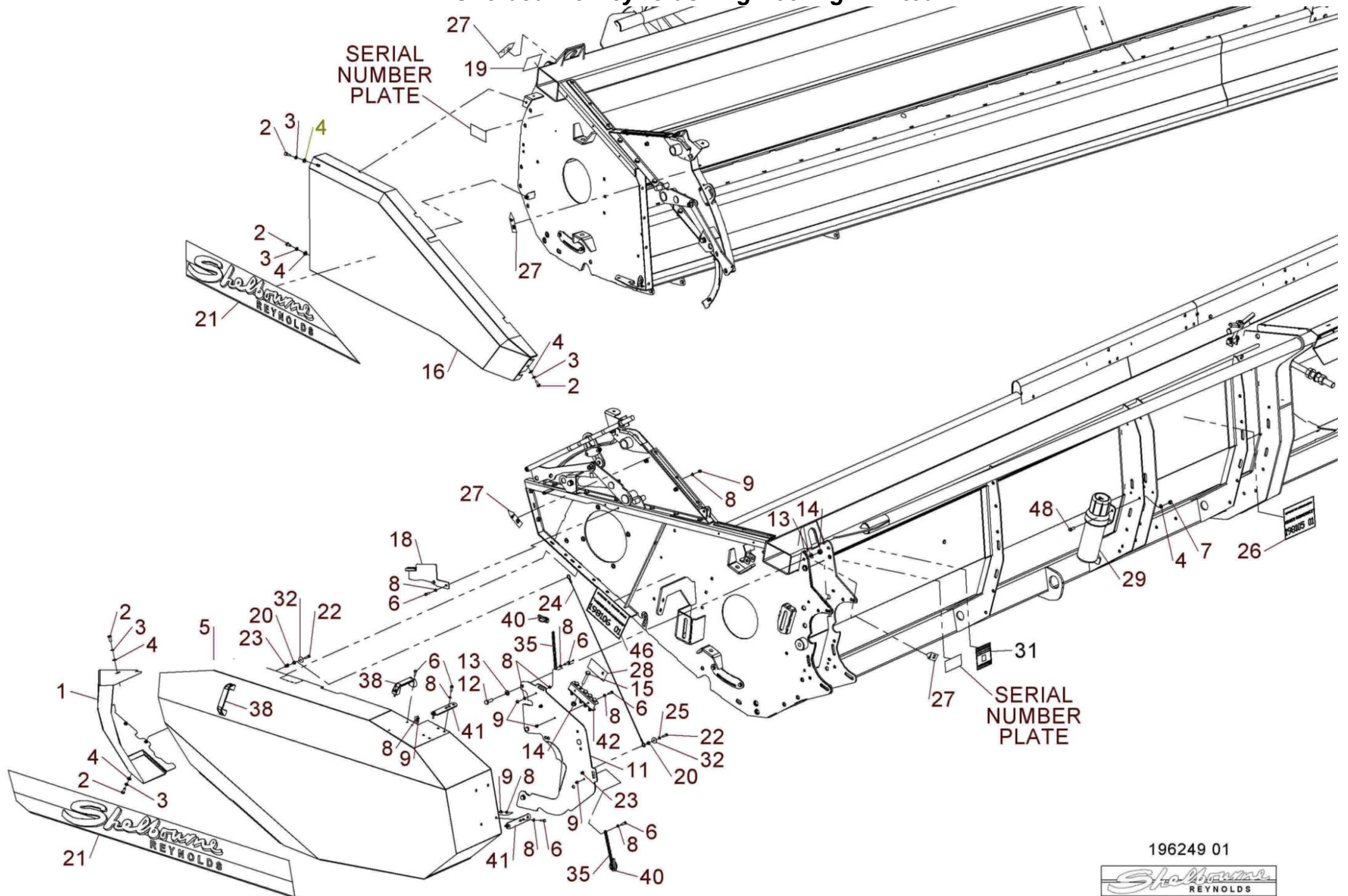
SHEET 2 196248

Shelbourne
REYNOLDS

Shelbourne Reynolds Engineering Limited

ASSY NUMBER: 196249 01				ASSY DESCRIPTION: EMBLEMS & GUARDS SUB CVS			
ITEM	PART NO	DESCRIPTION	QTY	ITEM	PART NO	DESCRIPTION	QTY
1	198091 01	FRONT LH GUARD	1	40	PIN-01950	LYNCH PIN	2
2	HSS-0140	SET SCREW	5	41	198086 01	GUARD FIXING PLATE	2
3	WSH-0058	SPRING WASHER	5	42	191841 03	SHEARBOLT HOLDER	1
4	WSH-0012	PLAIN WASHER	8	43			
5	198042 01	LH SIDE GUARD	1	44			
6	HSS-0086	SET SCREW	11	45			
7	NUT-0263	NYLOC NUT	3	46	198106 01	EMBLEM (VARISPEED MAINTENANCE)	1
8	WSH-0009	PLAIN WASHER	27	47			
9	NUT-0260	NYLOC NUT	14	48	HSS-0145	BOLT	3
10				49	TNF-0013	INSPECTION STICKER	1
11	198070 01	LH REAR BACK PLATE	1				
12	HSS-0198	SET SCREW	3				
13	WSH-0015	PLAIN WASHER	5				
14	NUT-0265	NYLOC NUT	8				
15	BLTA10384	SHEAR BOLT	5				
16	194873 01	RH SIDE GUARD	1				
17							
18	198289 01	GUARD SUPPORT BRACKET	1				
19	197861 01	EMBLEM (PATENTS)	1				
20	190548 48	WASHER	2				
21	198764 01	EMBLEM (SHELBOURNE REYNOLDS)	2				
22	HSS-0088	SET SCREW	2				
23	NUTA13060	NUTSERT	1				
24	199630 01	GUARD RETAINING CABLE ASSY	1				
25	WSH-0056	SPRING WASHER	1				
26	198105 01	EMBLEM (HEADER MAINTENANCE)	1				
27	190702 04	EMBLEM (SLING POINT)	4				
28	613205 01	EMBLEM (SHEARBOLT)	1				
29	PCN-00100	MANUAL CANNISTER	1				
30							
31	290150 01	EMBLEM (COMBINE SETTINGS)	1				
32	WSH-1036	PENNY WASHER	2				
33							
34							
35	CHN-0145	CHAIN	0.17				
35	CHN-0145	CHAIN	0.17				
36							
37							
38	HND-0000	BLACK PLASTIC HANDLE	2				
39							

Shelbourne Reynolds Engineering Limited

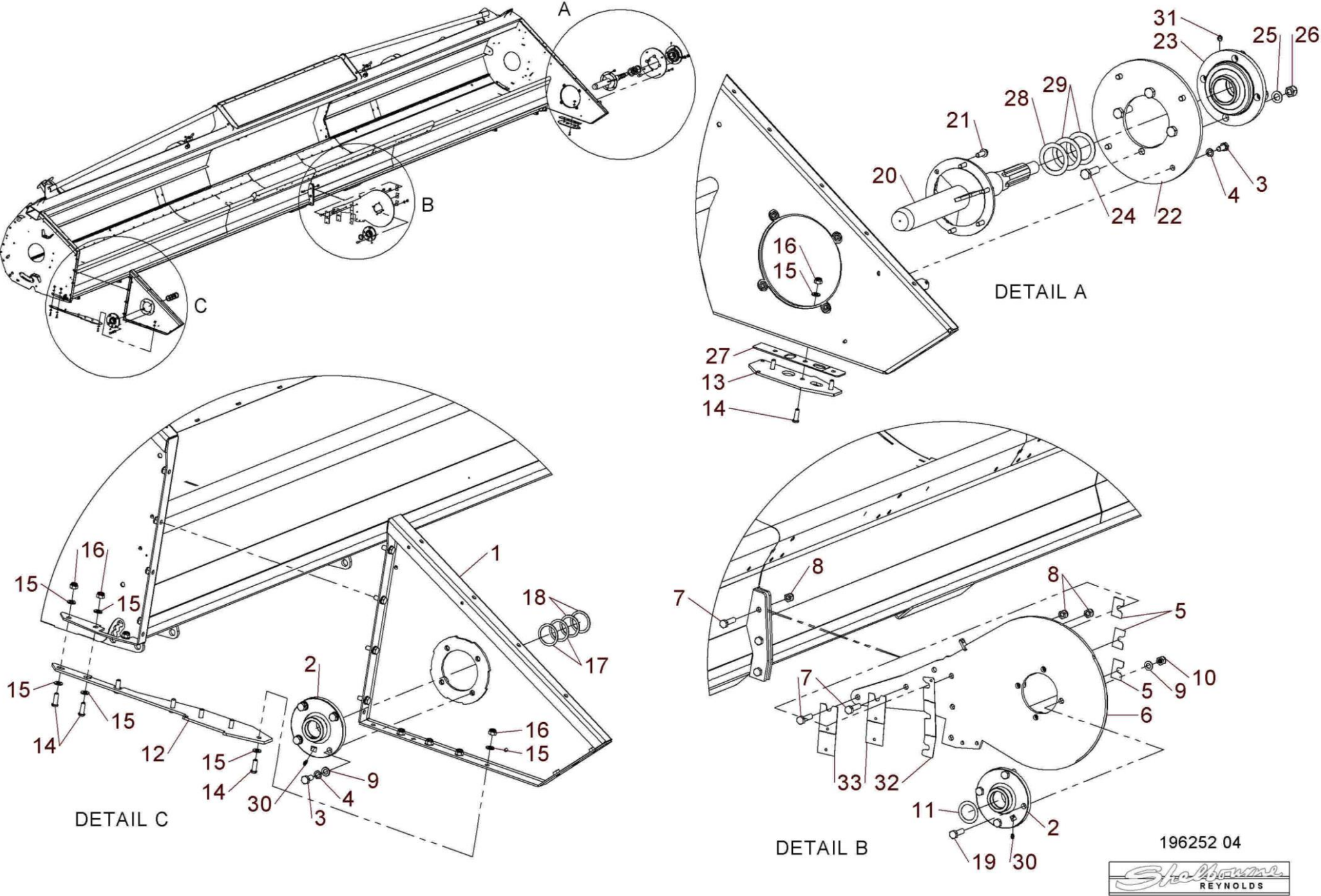


196249 01



Shelbourne Reynolds Engineering Limited

ASSY NUMBER: 196252 04				ASSY DESCRIPTION: ROTOR MTG SUB ASSY CVS			
ITEM	PART NO	DESCRIPTION	QTY	ITEM	PART NO	DESCRIPTION	QTY
1	194915 01	RH SIDE PLATE W/A	1				
2	BRG-3275	BEARING	2				
3	HSS-0235	SET SCREW	7				
4	WSH-0065	SPRING WASHER	8				
5	194401 01	SHIM	3				
6	194400 01	DIVISION PLATE	1				
7	BLTA12290	HEX.HEAD BOLT	5				
8	NUTA07120	AERO-TIGHT NUT	5				
9	WSH-0018	WASHER	8				
10	NUT-0269	NYLOC NUT	4				
11	194128 03	SHIM (1mm)	A/R				
12	194404 01	DIVIDING PLATE RH	1				
13	198991 01	DIVIDING PLATE LH	1				
14	SCW-0516	BUTT SOC HEAD SCREW	10				
15	WSH-0015	PLAIN WASHER	13				
16	NUT-0265	NYLOC NUT	10				
17	192876 01	SHIM (1mm)	A/R				
18	192876 02	SHIM (2mm)	A/R				
19	HSS-0250	SET SCREW	5				
20	198077 01	DRIVE SHAFT (60mm)	1				
21	HSSG10204	SETSCREW	6				
22	195922 01	BEARING MTG PLATE	1				
23	BRG-26041	BEARING (60mm)	1				
24	HSS-0318	SET SCREW	4				
25	WSH-0024	PLAIN WASHER	4				
26	NUT-0271	NYLOC NUT	4				
27	198141 01	FOOT PACKER PLATE	1				
28	190548 30	SHIM 1mm	1				
29	190548 31	SHIM 2mm	2				
30	NIP-00600	GREASE NIPPLE	2				
31	NIP-0001	GREASE NIPPLE	1				
32	199889 01	SHIM 1mm	A/R				
OR	199889 02	SHIM 2mm	A/R				
33	199890 01	SHIM 1mm	A/R				
OR	199890 02	SHIM 2mm	A/R				



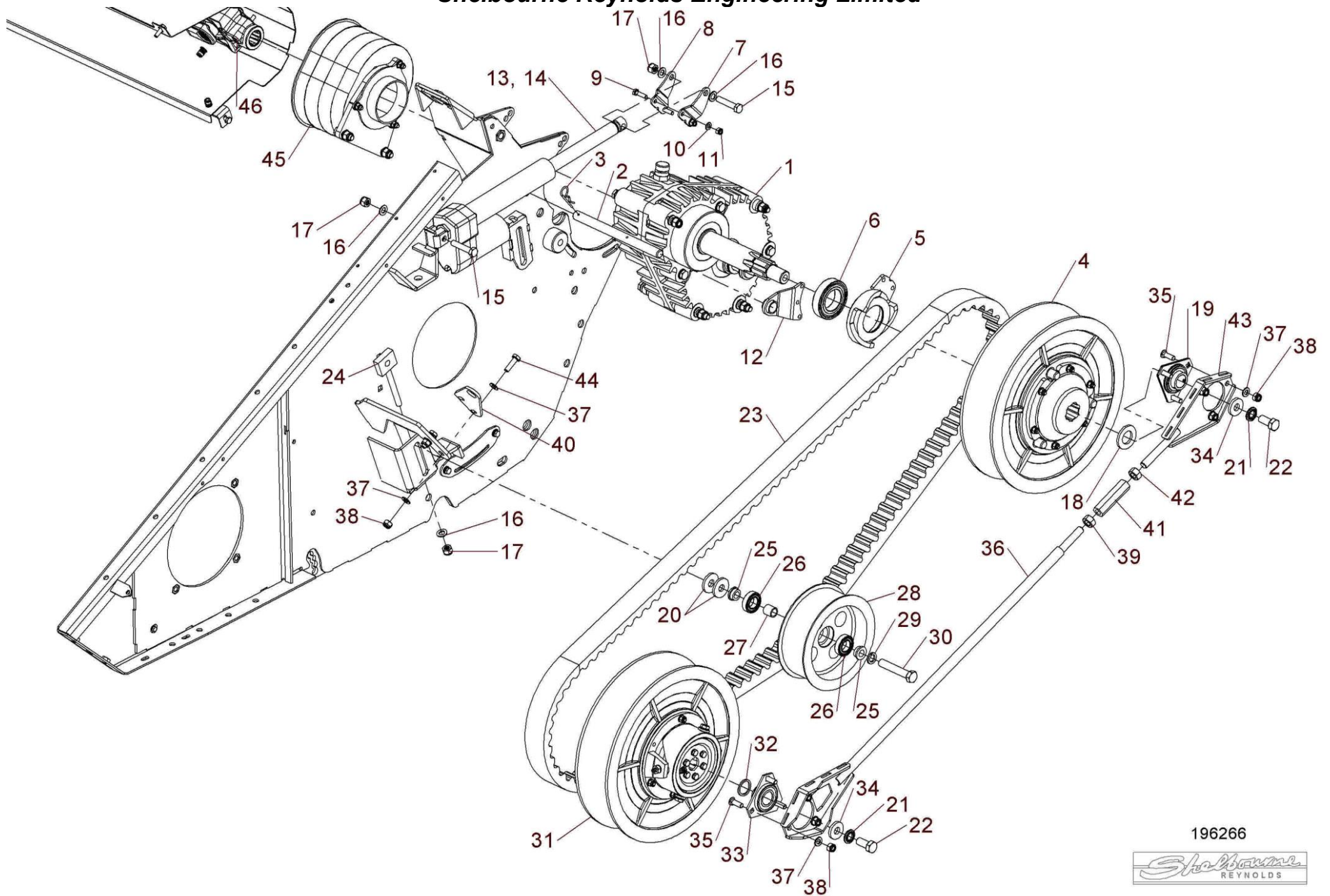
196252 04



Shelbourne Reynolds Engineering Limited

SSY NUMBER: 196266 01				ASSY DESCRIPTION: DRIVE SUB ASSY CVS24 & SMALLER MODELS			
ITEM	PART NO	DESCRIPTION	QTY	ITEM	PART NO	DESCRIPTION	QTY
1	GEA-0064	INPUT GEARBOX ASSY	1	40	195028 01	TIE ROD PLATE	1
2	197102 01	LOCATING BAR	1	41	198812 01	TIE ROD ADJUSTER	1
3	CLP-00103	R CLIP	2	42	NUT-0180	PLAIN NUT	1
4	KIT-01386	REAR PULLEY ASSY	1	43	197529 01	TIE ROD END W/A	1
5	197120 01	ACTUATOR CAM W/A	1	44	HSS-0198	SET SCREW	1
6	BRG-15050N	BEARING	1	45	KIT-00529	CVS PTO CONE KIT (2014 & ON)	1
7	197122 01	ACTUATOR ARM PIVOT PLT LH	1	OR	KIT-00527	PTO END GUARD (UPTO 2014)	1
8	197122 02	ACTUATOR ARM PIVOT PLT RH	1				
9	HSS-0150	SET SCREW	2				
10	WSH-0012	PLAIN WASHER	2				
11	NUT-0263	NYLOC NUT	2				
12	194978 01	STATIC CAM ARM W/A	1				
13	MOTE11008	ACTUATOR	1				
14	195050 01	ACTUATOR LEAD	1				
15	BLTA12380	BOLT	2				
16	WSH-0018	PLAIN WASHER	3				
17	NUT-0269	NYLOC NUT	2				
18	190548 36	WASHER	1				
19	BRG-0240	BEARING	1				
20	190119 07	WASHER	2				
21	WSHA30161	LOCKWASHER	2				
22	HSS-0315	SET SCREW	2				
23	BEL-27357	BELT	1				
24	194523 01	ADJUSTER W/A	1				
25	193871 03	SPACER	2				
26	BRG-1995	BEARING	2				
27	194410 01	SPACER	1				
28	194227 01	IDLER PULLEY	1				
29	WSH-0070	SPRING WASHER	1				
30	BLTA16530	BOLT	1				
31	KIT-01385	ROTOR PULLEY ASSY	1				
32	190548 56	WASHER	1				
33	BRG-23000	BEARING	1				
34	198800 48	WASHER	2				
35	BLT-3750	COACHBOLT	6				
36	197530 01	TIE BAR W/A	1				
37	WSH-0015	PLAIN WASHER	10				
38	NUT-0265	NYLOC NUT	8				
39	NUTA11160	PLAIN NUT LH THREAD	1				

Shelbourne Reynolds Engineering Limited



196266

Shelbourne
REYNOLDS

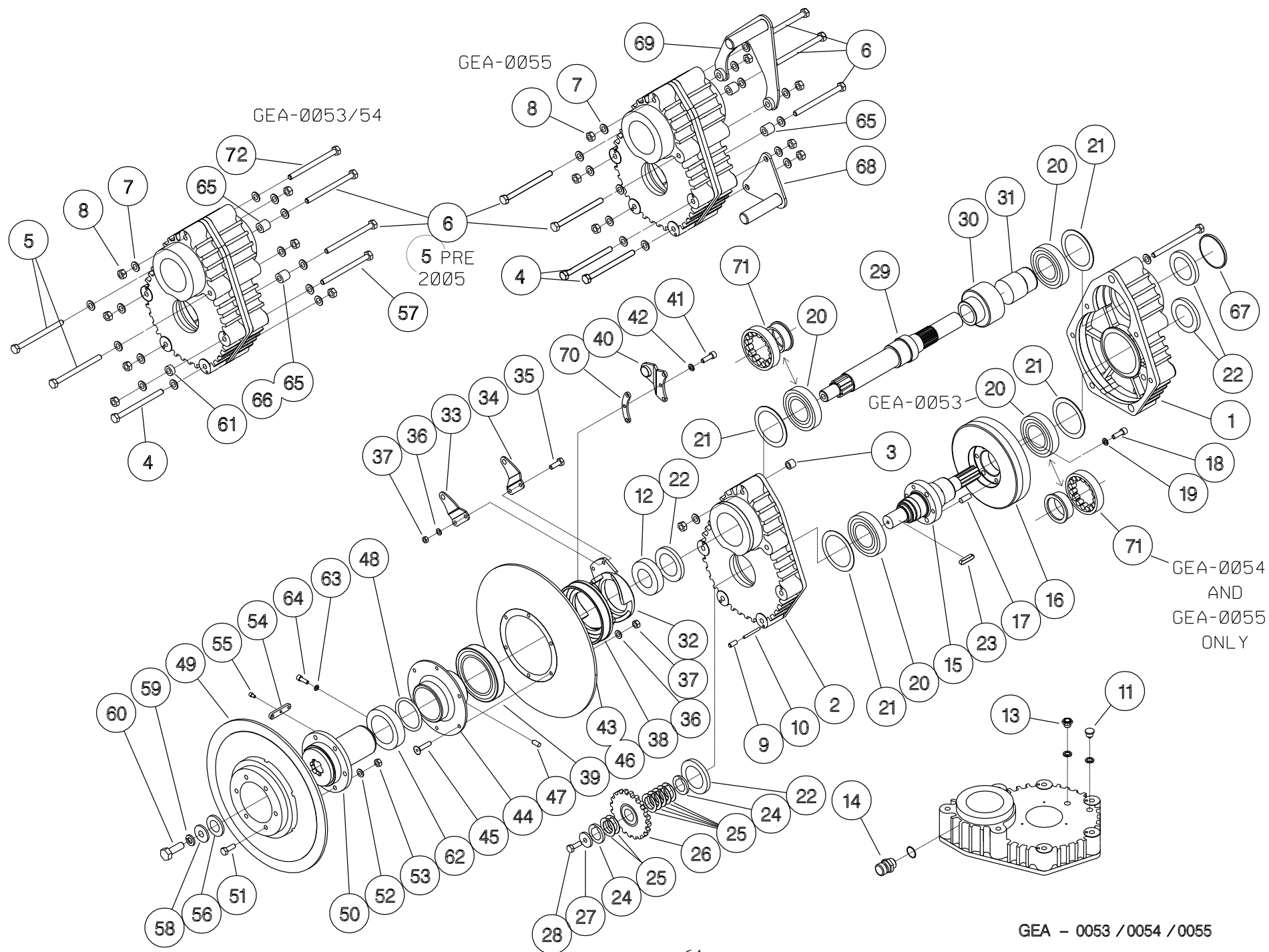
Shelbourne Reynolds Engineering Limited

ASSY NUMBER: GEA-0053				ASSY DESCRIPTION: INPUT GEAR DROPBOX ASSY			
ITEM	PART NO	DESCRIPTION	QTY	ITEM	PART NO	DESCRIPTION	QTY
1	197619 01	CASE HALF (PTO SIDE) (MID 2007&ON No CAST ON PT.)	1	OR	193598 01	FOR USE WITH SEAL ITEM 67 SLEEVE-(PROTRUDING SHAFT)	1
OR	192580 01	CASE HALF (PTO SIDE) (UPTO MID 200, No CAST ON PT.)		32	194975 01	FOR USE WITH SEAL ITEM 68 ACTUATOR CAM ASSY	1
2	197619 02	CASE HALF (PULLEY SIDE) (MID 2007&ON No CAST ON PT.)	1	33	194962 01	ACTUATOR ARM PIVOT PLATE LH	1
OR	192580 02	CASE HALF (PULLEY SIDE) (UPTO MID 2007 No CAST ON PT.)	1	34	194962 02	ACTUATOR ARM PIVOT PLATE RH	1
3	192598 01	DOWEL	3	35	HSS-0150	SET SCREW	2
4	BLT-2276	BOLT	2	36	WSH-0012	WASHER USE WITH SCEA08353 AND ITEM 35	14
5	BLTA12800	BOLT (2005 & ON)	2	OR	WSHA30081	WASHER USE WITH SCEA08323	12
OR	BLTA12800	BOLT (UP TO 2005)	3	OR	WSH-0012	PLAIN WASHER (PRE 2006)	8
6	BLTA12830	BOLT (2005 & ON)	3	37	NUT-0263	NYLOC NUT USE WITH SCEA08353 AND ITEM 35	14
OR	BLTA12810	BOLT (UP TO 2005)	2	OR	NUT-0164	PLAIN NUT USE WITH SCEA08323	12
7	WSH-0018	PLAIN WASHER	14	OR	NUT-0263	NYLOC NUT (UPTO 2006)	8
8	NUT-0269	NYLOC NUT	7	38	194970 01	STATIC CAM	1
9	SCW-4535	GRUBSCREW	3	39	BRG-19500	BEARING (1
10	192597 01	JACKING ROD	3	40	194978 01	STATIC CAM ARM ASSY	1
11	FIT-0253	PLUG	1	41	SCW-0133	SCREW (2006 & ON)	3
12	BRG-15050	BEARING	1	OR	SCW-0130	SCREW (UPTO 2006)	3
13	FITD00005	SIGHT GLASS/SEAL	1	42	WSH-0058	SPRING WASHER	3
14	FIT-0255	BREATHER	1	43	197462 01	INNER PULLEY (12 BOLT FIXING)	1
15	192591 01	INPUT SHAFT	1	OR	194946 01	INNER PULLEY (6 BOLT FIXING)	1
16	REF.	GEAR (SEE DRIVE KIT)	1	44	197463 01	INNER PULLEY HUB (12 BOLT)	1
17	PIN-61217	DOWEL	3	OR	194963 01	INNER PULLEY HUB (6 BOLT)	1
18	SCW-0196	CAP HEAD SCREW	3	45	SCEA08323	SCREW (M8x50 CSK SOCKET)	12
19	WSH-0061	SPRING WASHER	3	OR	SCEA08353	SCREW (M8x55 CSK SOCKET)	12
20	BRG-7040	BEARING	4	OR	SCEA08293	SCREW (M8x45 CSK SOCKET)	6
21	192596 01	RING	4	46	NIP-00600	GREASE NIPPLE	1
22	SEA-0590	SHAFT SEAL (INSET SHAFT)	3	47	SCW-4528	GRUB SCREW	1
OR	SEA-0590	SHAFT SEAL (PROTRUDING SHAFT) 4		48	ORA390075	'O'RING	1
23	K1008045	KEY	1	49	194947 01	OUTER PULLEY	1
24	191692 01	SPACER	2	50	194961 01	OUTER PULLEY HUB	1
25	191692 02	SPACER	7	51	SCCA10323-	CAP HEAD SCREW	6
26	REF.	SPROCKET (SEE DRIVE KIT)	1	52	WSH-0015	PLAIN WASHER	6
27	190548 01	RETAINING WASHER	1	53	NUT-0265	NYLOC NUT	6
28	HSSF10174	HEX HD SCREW	1	54	194960 01	KEY	2
29	194964 01	PINION SHAFT	1	55	SCW-0080	CAP HEAD SCREW	4
30	REF.	PINION (SEE DRIVE KIT)	1	56	190119 24	WASHER	1
31	195526 01	SLEEVE-(INSET SHAFT)	1	57			

Shelbourne Reynolds Engineering Limited

ASSY NUMBER: GEA-0053				ASSY DESCRIPTION: INPUT GEAR DROPBOX ASSY			
ITEM	PART NO	DESCRIPTION	QTY	ITEM	PART NO	DESCRIPTION	QTY
58	190119 07	WASHER	1				
59	WSH-0070	SPRING WASHER	1				
60	HSS-0315	SET SCREW	1				
61							
62	195012 01	'O'RING CAP	1				
63	WSH-0054	SPRING WASHER	3				
64	HSS-0056	SET SCREW	3				
65	194612 02	SPACER (2005 & ON)	4				
OR	194612 02	SPACER(PRE 2005)	4				
66	194612 02	SPACER(2005 & ON)	0				
OR	194612 02	SPACER(PRE 2005)	1				
67	SEAZ09000	PLUG SEAL-(INSET SHAFT)	1				
		INPLACE OF ITEM 22					
68							
69							
70	197465 01	CAM ARM SPACER (2006 & ON)	1				

Shelbourne Reynolds Engineering Limited



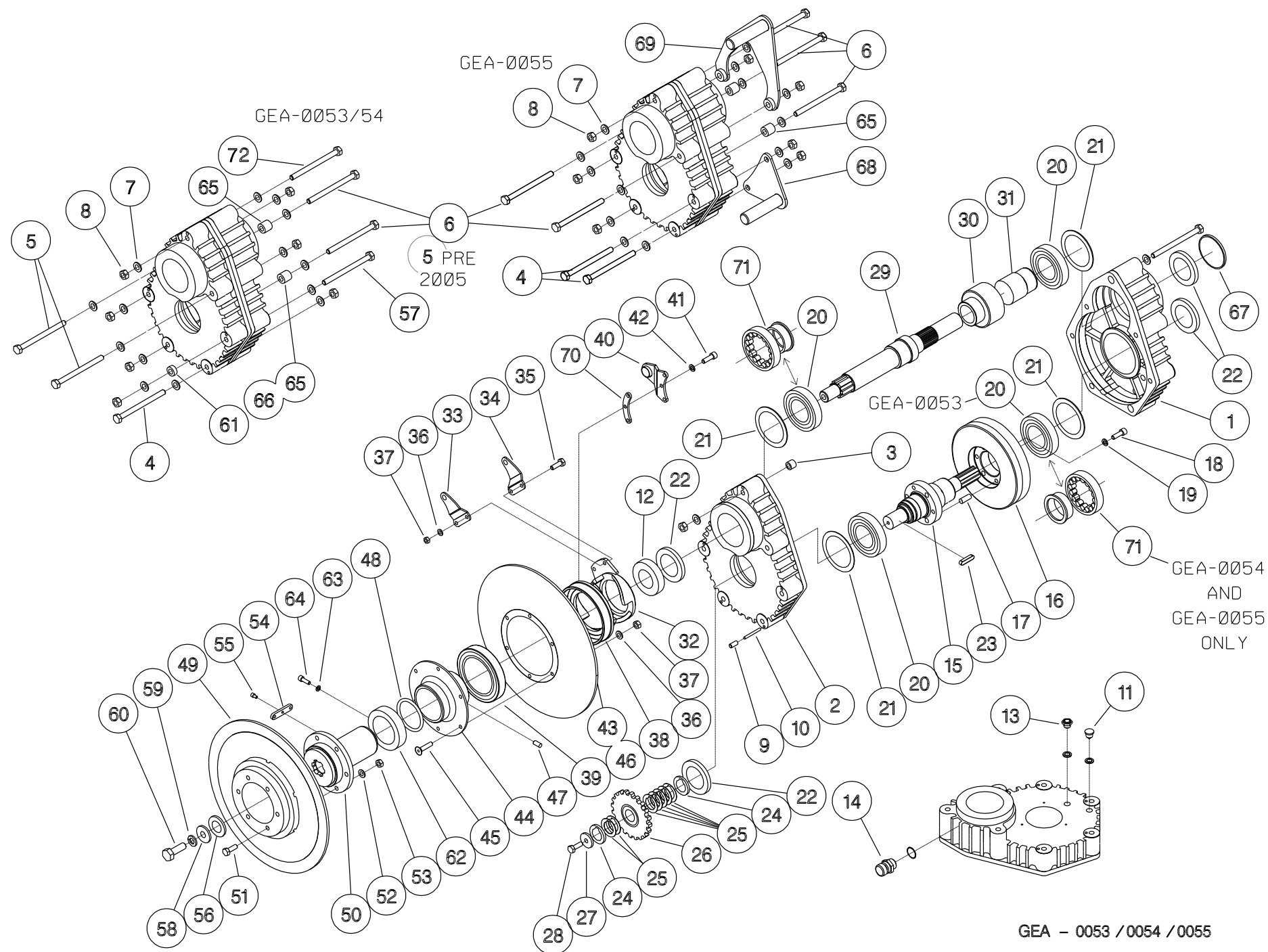
Shelbourne Reynolds Engineering Limited

ASSY NUMBER: GEA-0054				ASSY DESCRIPTION: INPUT GEAR DROPBOX ASSY			
ITEM	PART NO	DESCRIPTION	QTY	ITEM	PART NO	DESCRIPTION	QTY
1	197619 01	CASE HALF (PTO SIDE) (MID 2007&ON No CAST ON PT.)	1	35	HSS-0150	SET SCREW	2
OR	192580 01	CASE HALF (PTO SIDE) (UPTO MID 2007 No CAST ON PT.)		36	WSH-0012	WASHER USE WITH SCEA08353 AND ITEM 35	14
2	197619 02	CASE HALF (PULLEY SIDE) (MID 2007&ON No CAST ON PT.)	1	OR	WSHA30081	WASHER USE WITH SCEA08323	12
OR	192580 02	CASE HALF (PULLEY SIDE) (UPTO MID 2007 No CAST ON PT.)		OR	WSH-0012	PLAIN WASHER (PRE 2006)	8
3	192598 01	DOWEL	3	37	NUT-0263	NYLOC NUT USE WITH SCEA08353 AND ITEM 35	14
4	BLT-2276	BOLT	1	OR	NUT-0164	PLAIN NUT USE WITH SCEA08323	12
5	BLTA12800	BOLT	2	OR	NUT-0263	NYLOC NUT (PRE 2006)	8
6	BLTA12830	BOLT	2	38	194970 01	STATIC CAM	1
7	WSH-0018	PLAIN WASHER	14	39	BRG-19500	BEARING (1
8	NUT-0269	NYLOC NUT	7	40	194978 01	STATIC CAM ARM ASSY	1
9	SCW-4535	GRUBSCREW	3	41	SCW-0133	SCREW (2006 & ON)	3
10	192597 01	JACKING ROD	3	OR	SCW-0130	SCREW (PRE 2006)	3
11	FIT-0253	PLUG	1	42	WSH-0058	SPRING WASHER	3
12	BRG-15050	BEARING	1	43	197462 01	INNER PULLEY (12 BOLT FIXING)	1
13	FITD00005	SIGHT GLASS/SEAL	1	OR	194946 01	INNER PULLEY (6 BOLT FIXING)	1
14	FIT-0255	BREATHER	1	44	197463 01	INNER PULLEY HUB (12 BOLT)	1
15	192591 01	INPUT SHAFT	1	OR	194963 01	INNER PULLEY HUB (6 BOLT)	1
16	REF.	GEAR (SEE DRIVE KIT)	1	45	SCEA08323	SCREW (M8x50CSK) (12 BOLT FIX)	12
17	PIN-61217	DOWEL	3	OR	SCEA08353	SCREW (M8x55CSK) (12 BOLT FIX)	12
18	SCW-0196	CAP HEAD SCREW	3	OR	SCEA08293	SCREW (6 BOLT FIX)	6
19	WSH-0061	SPRING WASHER	3	46	NIP-00610	GREASE NIPPLE (2009 & ON)	1
20	BRG-7040	BEARING	2	OR	NIP-00600	GREASE NIPPLE (PRE 2009)	1
21	192596 01	RING	4	47	SCW-4528	GRUB SCREW	1
22	SEA-0590	SHAFT SEAL	3	48	ORA390075	'O'RING	1
23	K1008045	KEY	1	49	194947 01	OUTER PULLEY	1
24	191692 01	SPACER	2	50	194961 01	OUTER PULLEY HUB	1
25	191692 02	SPACER	7	51	SCCA10323	CAP HEAD SCREW	6
26	REF.	SPROCKET (SEE DRIVE KIT)	1	52	WSH-0015	PLAIN WASHER	6
27	190548 01	RETAINING WASHER	1	53	NUT-0265	NYLOC NUT	6
28	HSSF10174	HEX HD SCREW	1	54	194960 01	KEY	2
29	194964 01	PINION SHAFT	1	55	SCW-0080	CAP HEAD SCREW	4
30	REF.	PINION (SEE DRIVE KIT)	1	56	190119 24	WASHER	1
31	195526 01	SLEEVE	1	57	BLTA12750	BOLT	1
32	197120 01	ACTUATOR CAM ASSY	1	58	190119 99	WASHER	1
33	197122 01	ACTUATOR ARM PIVOT PLATE LH	1	59	WSHA30161	LOCK WASHER	1
34	197122 02	ACTUATOR ARM PIVOT PLATE RH	1	60	HSS-0315	SET SCREW	1

Shelbourne Reynolds Engineering Limited

ASSY NUMBER: GEA-0054				ASSY DESCRIPTION: INPUT GEAR DROPBOX ASSY			
ITEM	PART NO	DESCRIPTION	QTY	ITEM	PART NO	DESCRIPTION	QTY
61	190548 81	WASHER	1				
62	195012 01	'O'RING CAP	1				
63	WSH-0054	SPRING WASHER	3				
64	HSS-0056	SET SCREW	3				
65	194612 02	SPACER	4				
66							
67	SEAZ09000	PLUG SEAL	1				
68							
69							
70	197465 01	CAM ARM SPACER (2006 & ON)	1				
71	BRG-16080	BEARING (MID 2006) (INSTEAD OF 2x ITEM 20)	2				
72	BLTA12810	BOLT	1				

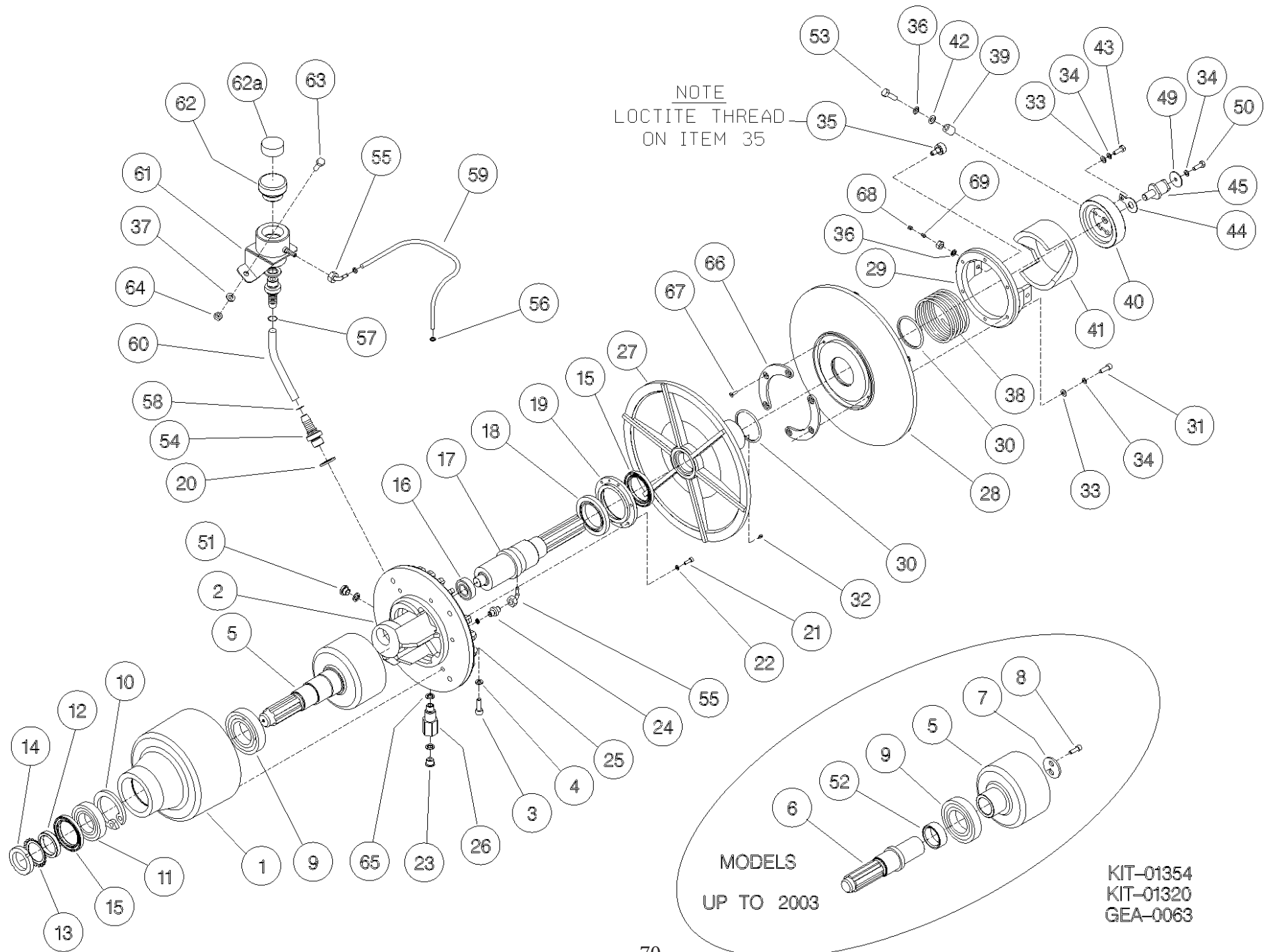
Shelbourne Reynolds Engineering Limited



Shelbourne Reynolds Engineering Limited

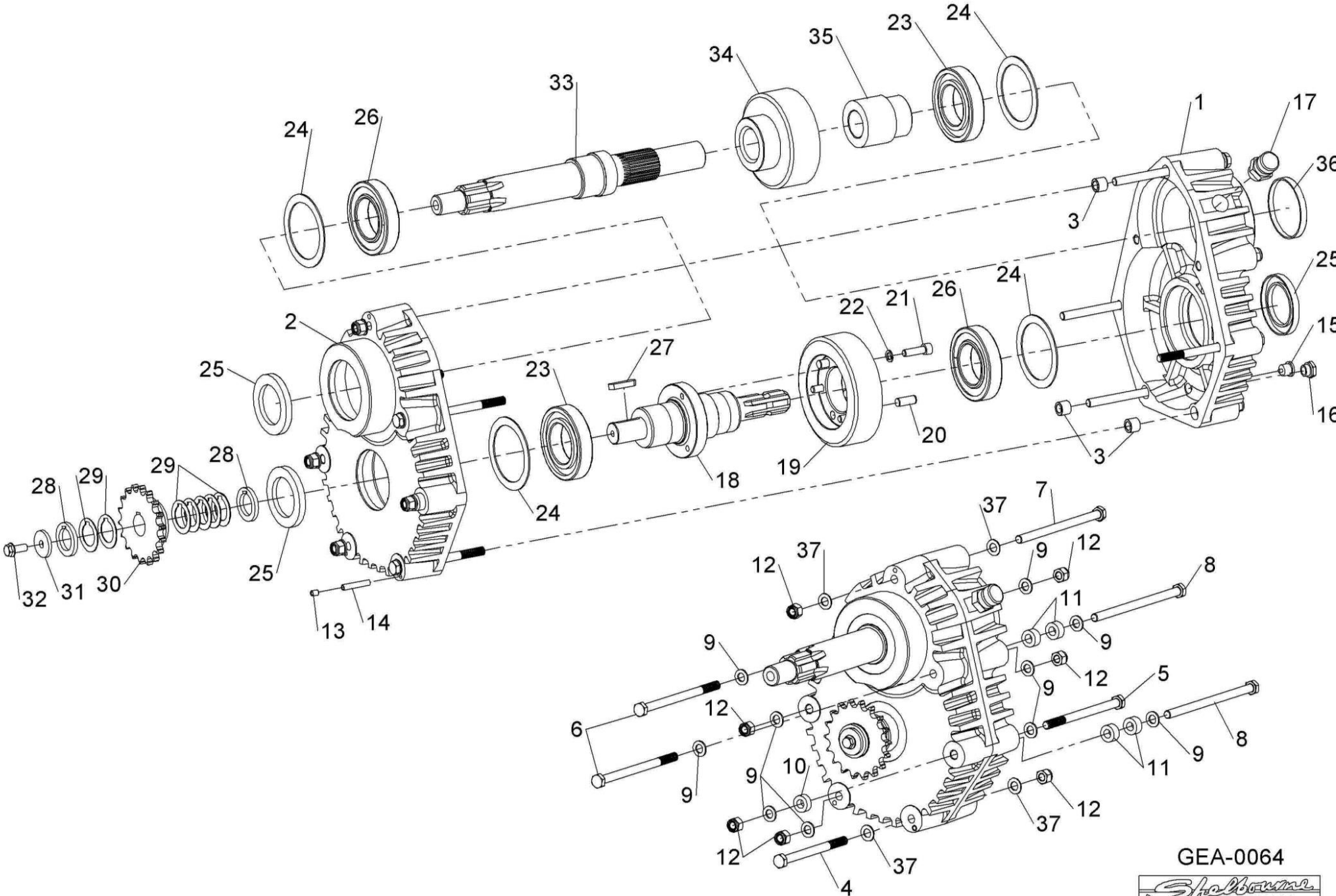
ASSY NUMBER: GEA-0063				ASSY DESCRIPTION: ROTOR GEARBOX ASSY			
ITEM	PART NO	DESCRIPTION	QTY	ITEM	PART NO	DESCRIPTION	QTY
1	195843 01	CASE (2003 & ON)	1	OR	SPGC00030	SPRING(UP TO 2007)	1
OR	192578 01	CASE (UP TO 2003)	1	39	194202 01	SLEEVE	2
2	193969 01	BODY	1	40	194205 01	CAM CARRIAGE	1
3	SCW-0195	CAP HEAD SCREW	6	41	194204 01	CAM	1
4	WSH-1301	SHAKEPROOF WASHER	6	42	190119 11	WASHER	2
5	195842 01	RING GEAR/SHAFT (2003 & ON)	1	43	HSS-0157	SET SCREW	6
OR	193576 01	RING GEAR (UP TO 2003)	1	44	194374 01	TAB WASHER	1
6	193577 01	OUTPUT SHAFT (UP TO 2003)	1	45	195862 01	RETAINING SPIGGOT(2003 ON)	1
7	193578 01	FIXING DISC (UP TO 2003)	1	OR	194373 01	RETAINING SPIGGOT(UPTO 2003)	1
8	SCW-0133	CAP HEAD SCREW (UP TO 2003)	2	46			
9	BRG-16080	BEARING	1	47			
10	CIR010090	INTERNAL CIRCLIP	1	48			
11	BRG-15000	BEARING	1	49	190119 05	WASHER	1
12	192586 01	SLEEVE	1	50	HSS-0140	SETSCREW	1
13	BRG-95015	LOCKING WASHER	1	51	FITD00005	LEVEL GUAGE	1
14	BRG-95010	LOCK NUT	1	52	194613 01	SPACER (UP TO 2003)	1
15	SEAB06500	SHAFT SEAL	2	53	HSS-0202	SETSCREW	2
16	BRG-12505	BEARING	1	54	FIT-0011	HYD HOSE TAIL	2
17	193575 01	PINION	1	55	HFAK31090	HYD SWIVEL TAIL	2
18	BRG-16505	BEARING	1	56	CLP-00279	HOSE CLIP	2
19	192587 01	SEAL HOUSING	1	57	CLP-00227	HOSE CLIP	1
20	WSH-1020	DOWTY WASHER	2	58	CLP-0018	JUBILEE CLIP	1
21	SCW-0081	CAP HEAD SCREW	6	59	HOSI10006	PETROL HOSE	0.65
22	WSHA20061	SHAKEPROOF WASHER	6	60	HOSI10019	PETROL HOSE	0.35
23	FIT-0253	PLUG	1	61	195406 01	OIL FILLER ASSY	1
24	HMA-0052	HYD ADAPTOR	1	62	FIL-0004	FILLER CAP	1
25	WSH-1005	DOWTY WASHER	1	62a	195684 01	FOAM DISC	
26	195845 01	DRAIN PLUG EXT.(2003 & ON)	1	63	HSS-0191	SETSCREW	1
27	193570 01	INNER PULLEY SHEAVE	1	64	NUT-0167	NYLOC NUT	1
28	193571 01	OUTER PULLEY SHEAVE	1	65	WSH-1010	DOWTY WASHER	1
29	194194 01	CAM FOLLOWER BRACKET	1	66			
30	ORA300750	'O'RING	2	67			
31	HSS-0153	SET SCREW	6	68	NIP-90000	NEEDLE POINT GREASE ADAPT.	1
32	NIP-00610	GREASE NIPPLE	1	69	NIP-0001	GREASE NIPPLE	1
33	WSH-0012	PLAIN WASHER	12				
34	WSH-0058	SPRING WASHER	13				
35	BRG-72680	CAM FOLLOWER	2				
36	WSH-0061	SPRING WASHER	2				
37	WSH-0015	WASHER	1				
38	SPGC00038	SPRING(2007 & ON)	1				

Shelbourne Reynolds Engineering Limited



Shelbourne Reynolds Engineering Limited

ASSY NUMBER: GEA-0064				ASSY DESCRIPTION: INPUT GEARBOX ASSY CVS			
ITEM	PART NO	DESCRIPTION	QTY	ITEM	PART NO	DESCRIPTION	QTY
1	197619 01	CASE HALF (PTO SIDE)	1	34	193599 09	PINION GEAR (32 TOOTH)	1
2	197619 02	CASE HALF (PULLEY SIDE)	1	OR	193599 11	PINION GEAR (34 TOOTH)	1
3	192598 01	DOWEL	3	OR	193599 12	PINION GEAR (30 TOOTH)	1
4	BLT-2276	HEX.HEAD BOLT	1	OR	193599 13	PINION GEAR (36 TOOTH)	1
5	BLTA12750	HEX HEAD BOLT	1	35	195526 01	SLEEVE	1
6	BLTA12800	HEX HEAD BOLT	2	36	SEAZ09000	CORE PLUG SEAL	1
7	BLTA12810	HEX HEAD BOLT	1	37	WSH-0019	THIN WASHER	4
8	BLTA12830	HEX HEAD BOLT	2				
9	WSH-0018	PLAIN WASHER	10				
10	190548 81	WASHER	1				
11	194612 02	SPACER	4				
12	NUT-0269	NYLOC NUT	7				
13	SCW-4535	GRUBSCREW	3				
14	192597 01	JACKING ROD	3				
15	FIT-0253	DRAIN PLUG	1				
16	FITD00005	SIGHT GLASS/SEAL	1				
17	FIT-0255	BREATHER	1				
18	192591 01	INPUT SHAFT	1				
19	192592 09	INPUT GEAR (37 TOOTH)	1				
OR	192592 11	INPUT GEAR (35 TOOTH)	1				
OR	192592 12	INPUT GEAR (39 TOOTH)	1				
OR	192592 13	INPUT GEAR (33 TOOTH)	1				
20	PIN-61217	DOWEL PIN	3				
21	SCW-0196	CAP HEAD SCREW	3				
22	WSH-0061	SPRING WASHER	3				
23	BRG-7040	BEARING	2				
24	192596 01	RING	4				
25	SEA-0590	SHAFT SEAL	3				
26	BRG-16080	SUPPORT	2				
27	K1008045	KEY	1				
28	191692 01	SPACER	2				
29	191692 02	SPACER	7				
30	192768 18	AUGER DRIVE SPROCKET (18T)	1				
OR	192768 04	AUGER DRIVE SPROCKET (16T)	1				
OR	192768 16	AUGER DRIVE SPROCKET (15T)	1				
OR	192768 10	AUGER DRIVE SPROCKET (22T)	1				
OR	192768 08	AUGER DRIVE SPROCKET (13T)	1				
OR	192768 20	AUGER DRIVE SPROCKET (12T)	1				
31	190548 01	RETAINING WASHER	1				
32	HSSF10174	HEX HD SCREW	1				
33	194964 01	PINION SHAFT	1				

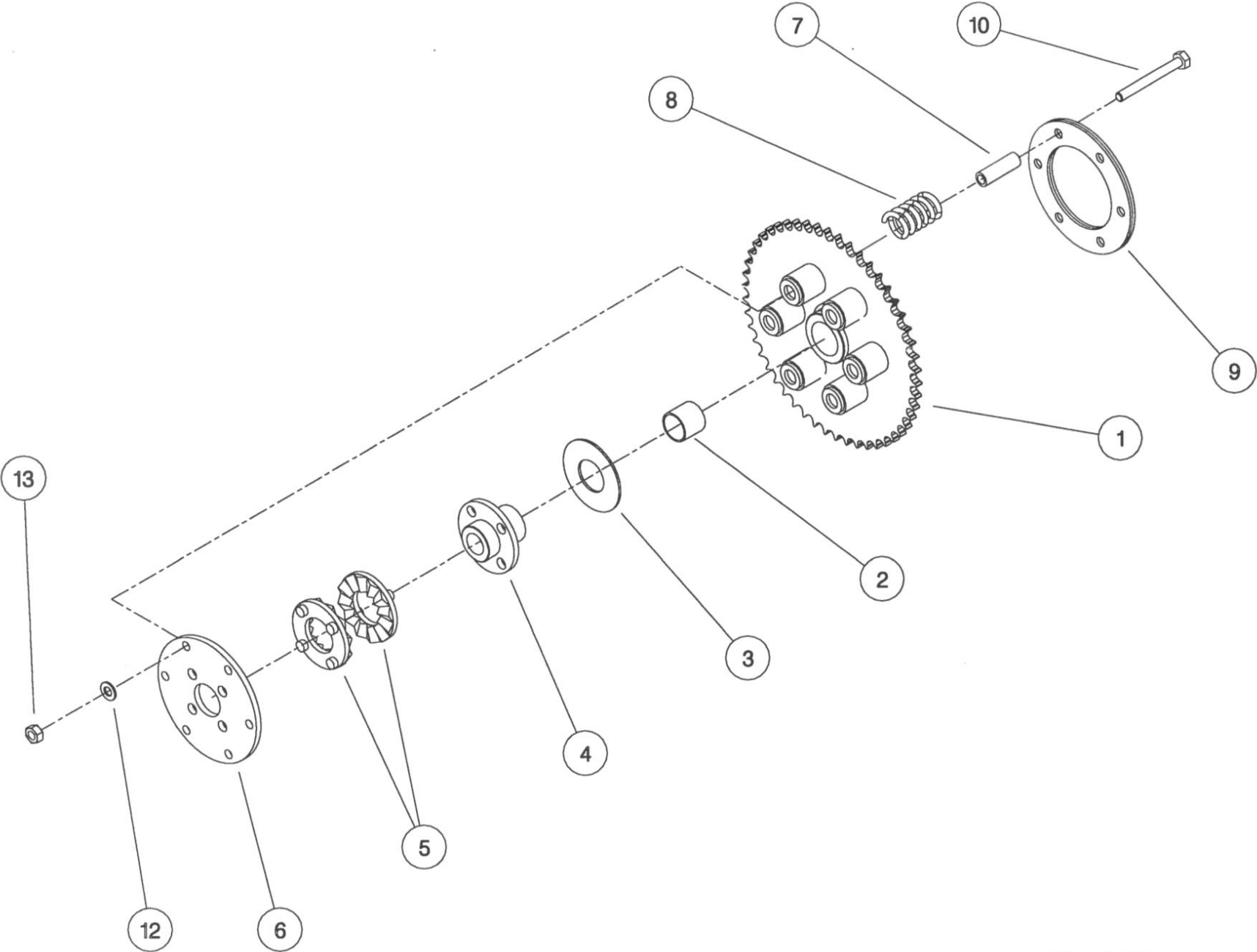


GEA-0064



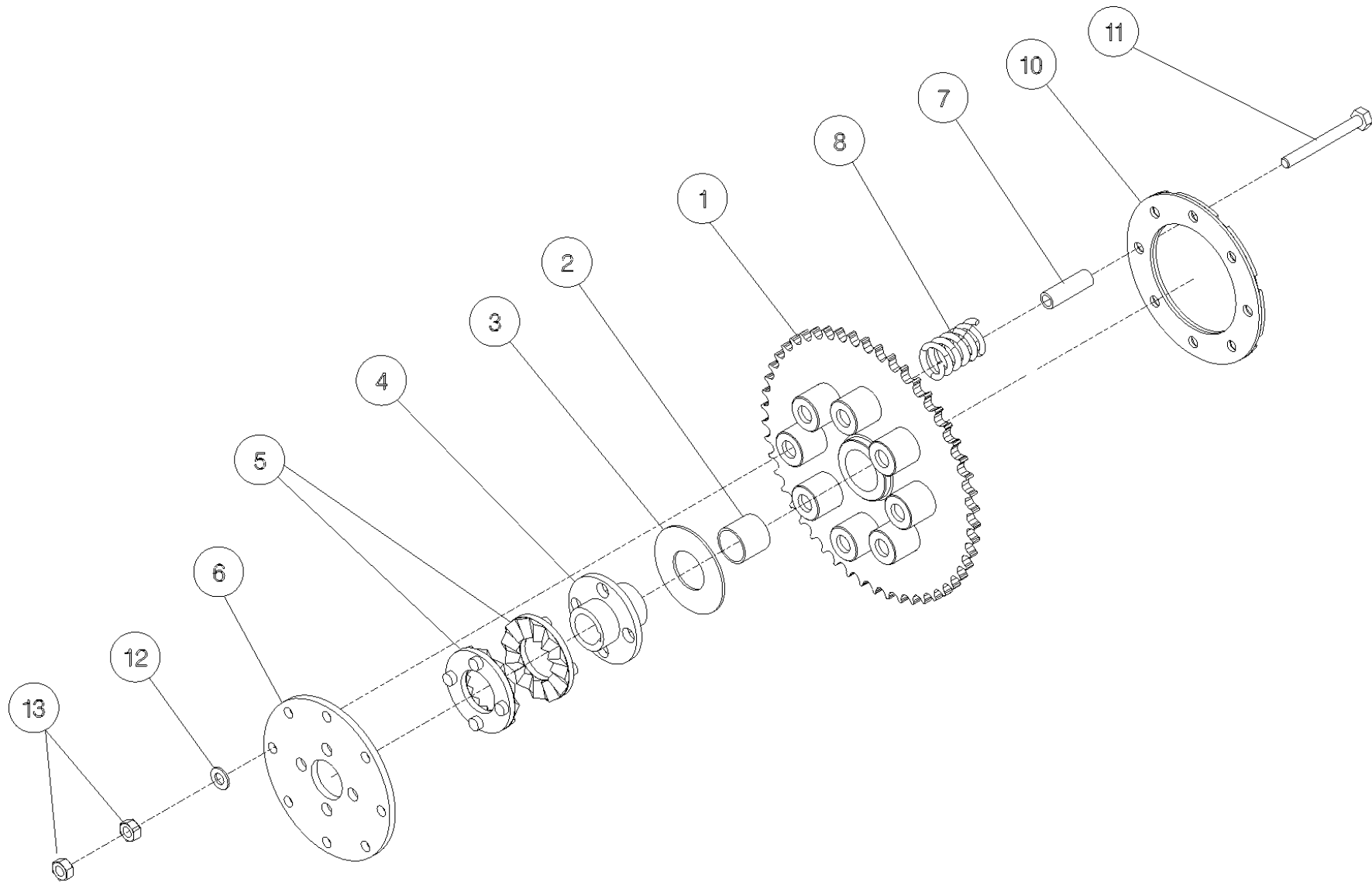
Shelbourne Reynolds Engineering Limited

ASSY NUMBER: KIT-00118				ASSY DESCRIPTION: AUGER DRIVE SPROCKET/CLUTCH ASSY			
ITEM	PART NO	DESCRIPTION	QTY	ITEM	PART NO	DESCRIPTION	QTY
1	194513 01	SPROCKET ASSY 50T	1				
2	BSH-3019	BUSH	1				
3	192008 01	THRUST WASHER	1				
4	194556 01	CLUTCH HUB	1				
5	131005	CLUTCH PLATE	2				
6	194517 01	DRIVE DISC	1				
7	131073 04	SPACER	6				
8	131063	SPRING	6				
9	195041 01	LOCKING RING	1				
10	BLT-2270	BOLT	6				
11							
12	WSH-0018	PLAIN WASHER	6				
13	NUT-0170	NUT	12				



Shelbourne Reynolds Engineering Limited

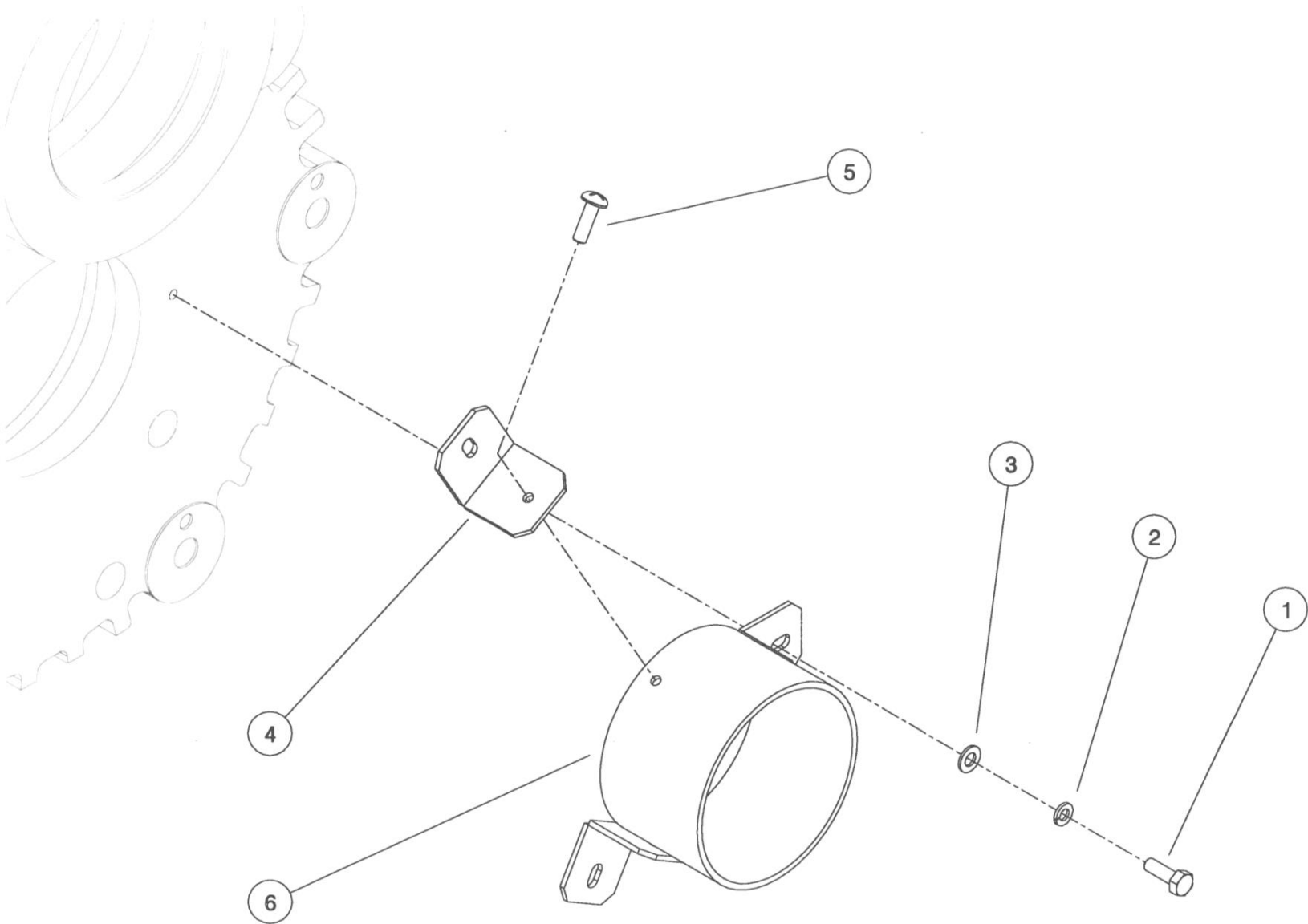
ASSY NUMBER: KIT-00121				ASSY DESCRIPTION: AUGER DRV/SPRKT CLUTCH			
ITEM	PART NO	DESCRIPTION	QTY	ITEM	PART NO	DESCRIPTION	QTY
1	290466 01	50T SPROCKET ASSY	1				
2	BSHK05056	BUSH	1				
3	192008 02	THRUST WASHER	1				
4	195850 01	SPLINED CLUTCH HUB	1				
5	131005	CLUTCH PLATE	2				
6	195429 01	DRIVE DISC	1				
7	131073 04	SPACER	8				
8	131063	SPRING	8				
10	195427 01	LOCKING RING	1				
11	BLT-2270	BOLT	8				
12	WSH-0018	PLAIN WASHER	8				
13	NUT-0170	PLAIN NUT	16				



KIT - 00119
KIT - 00121

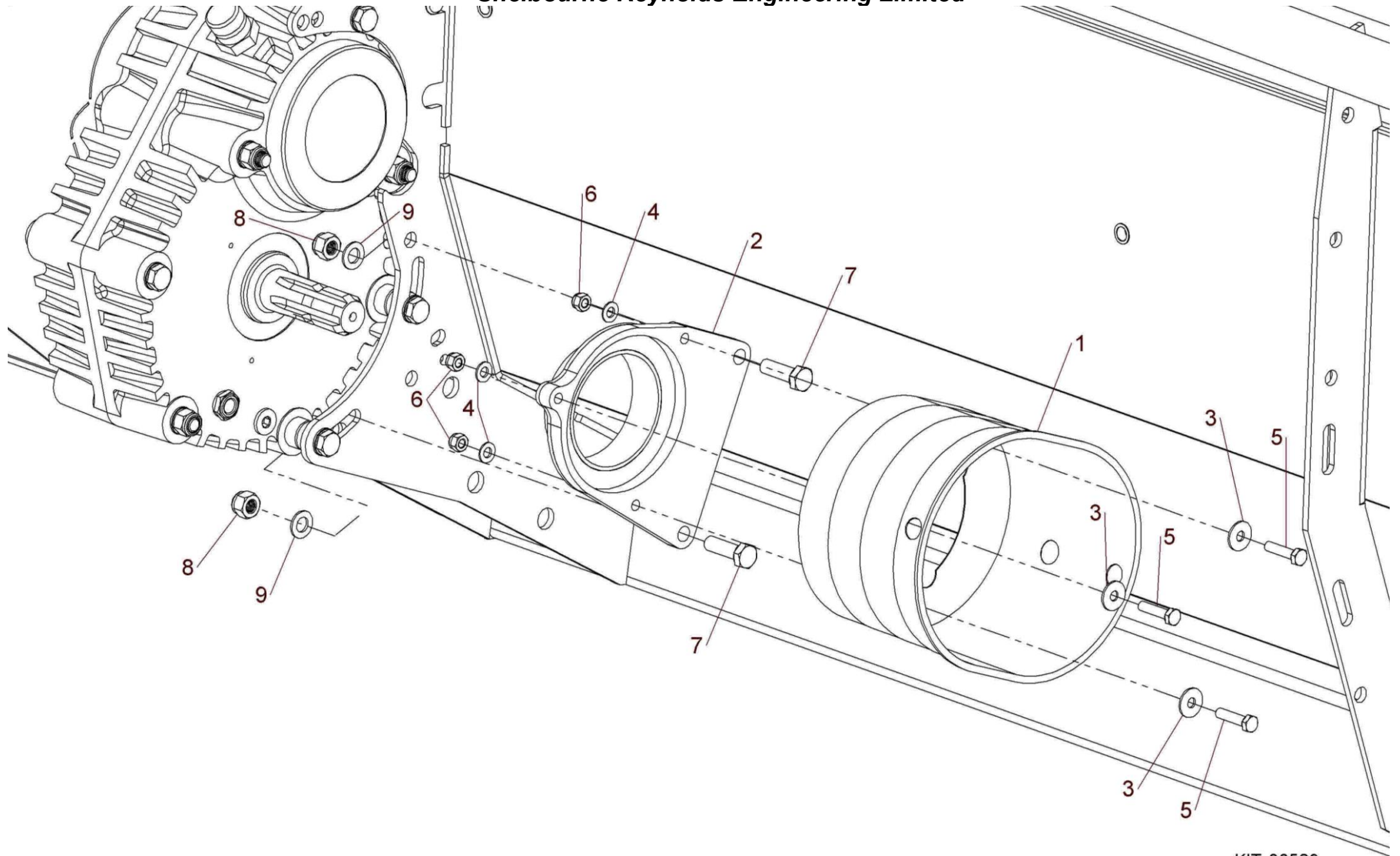
Shelbourne Reynolds Engineering Limited

ASSY NUMBER: KIT-00527				ASSY DESCRIPTION: PTO END GUARD			
ITEM	PART NO	DESCRIPTION	QTY	ITEM	PART NO	DESCRIPTION	QTY
1	HSS-0055	SET SCREW	3				
2	WSH-0054	SPRING WASHER	3				
3	WSH-0006	FLAT WASHER	3				
4	194619 01	GUARD SECURING BRACKET	3				
5	SCW-5104	SCREW	3				
6	192985 06	GUARD TUBE	1				



Shelbourne Reynolds Engineering Limited

ASSY NUMBER: KIT-00529				ASSY DESCRIPTION: CVS PTO CONE KIT			
ITEM	PART NO	DESCRIPTION	QTY	ITEM	PART NO	DESCRIPTION	QTY
1	PTO-00960	PTO CONE	1				
2	199661 01	CONE MOUNT W/A	1				
3	WSH-1038	PENNY WASHER	3				
4	WSH-0012	PLAIN WASHER	3				
5	HSS-0152	SETSCREW	3				
6	NUT-0263	NYLOC NUT	3				
7	HSS-0250	SETSCREW	2				
8	NUT-0269	NYLOC NUT	2				
9	WSH-0018	PLAIN WASHER	2				

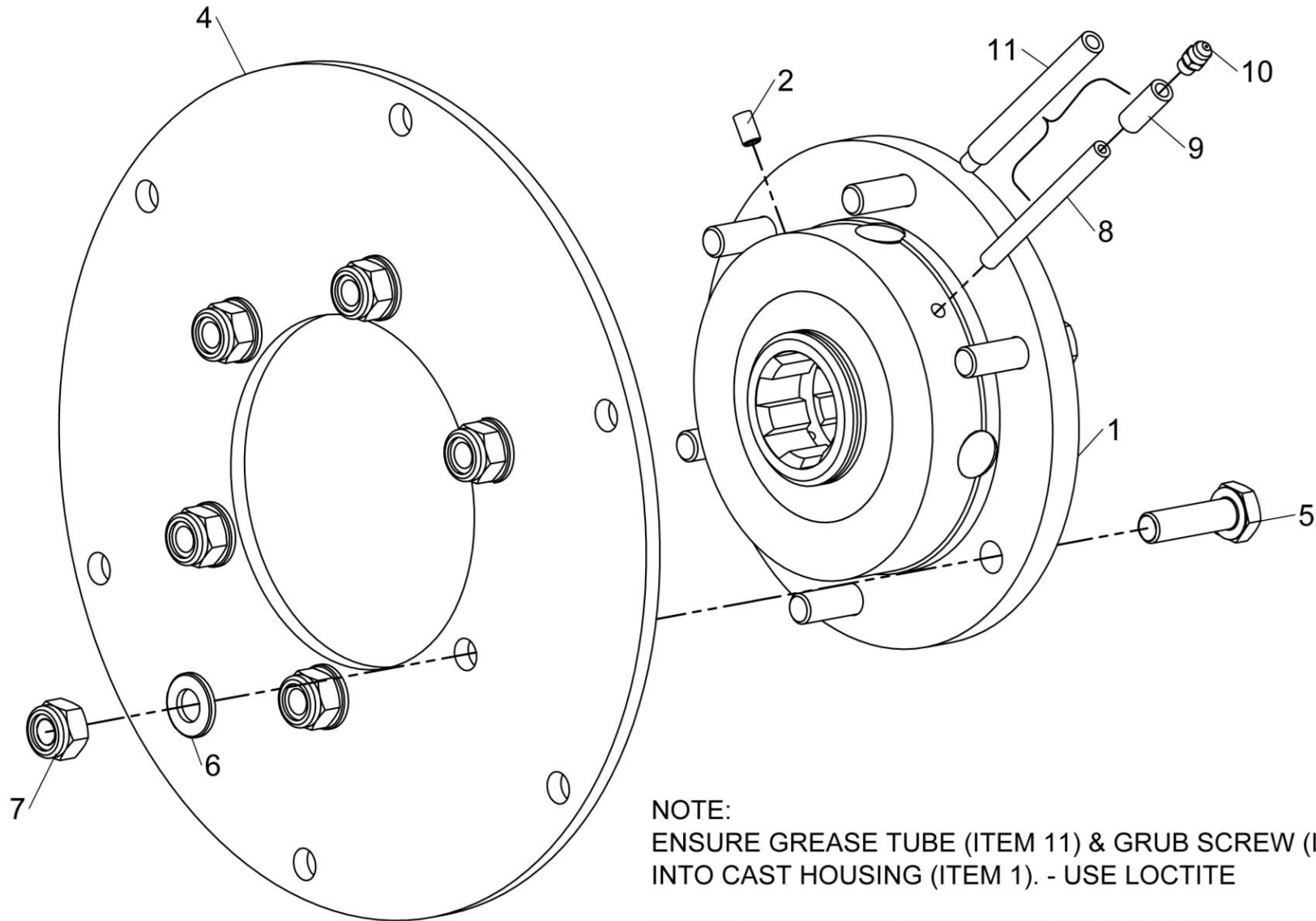


KIT-00529



Shelbourne Reynolds Engineering Limited

ASSY NUMBER: KIT-00976				ASSY DESCRIPTION: BALL JOINT CTR COUPLING			
ITEM	PART NO	DESCRIPTION	QTY	ITEM	PART NO	DESCRIPTION	QTY
1	193114 01	SPLINED BALL ASSY	1				
OR	193114P	SPARE SPLINED BALL ASSY (ALTERNATIVE TO 193114 01)					
2	SCW-4530	GRUBSCREW	1				
3							
4	193106 01	DRIVE RING PLATE	1				
5	HSS-0198	SETSCREW	6				
6	WSH-0015	PLAIN WASHER	6				
7	NUT-0265	NYLOC NUT	6				
8	193077 01	GREASE PIPE (UPTO 2022)	1				
9	193078 01	GREASE PIPE SLEEVE (UPTO 2022)	1				
10	NIP-00600	GREASE NIPPLE	1				
11	292226 01	GREASE PIPE (2022 & ON)	1				
		SUPPLY IN PLACE OF ITEMS 8 & 9					



NOTE:

ENSURE GREASE TUBE (ITEM 11) & GRUB SCREW (ITEM 2) ARE ASSEMBLED INTO CAST HOUSING (ITEM 1). - USE LOCTITE

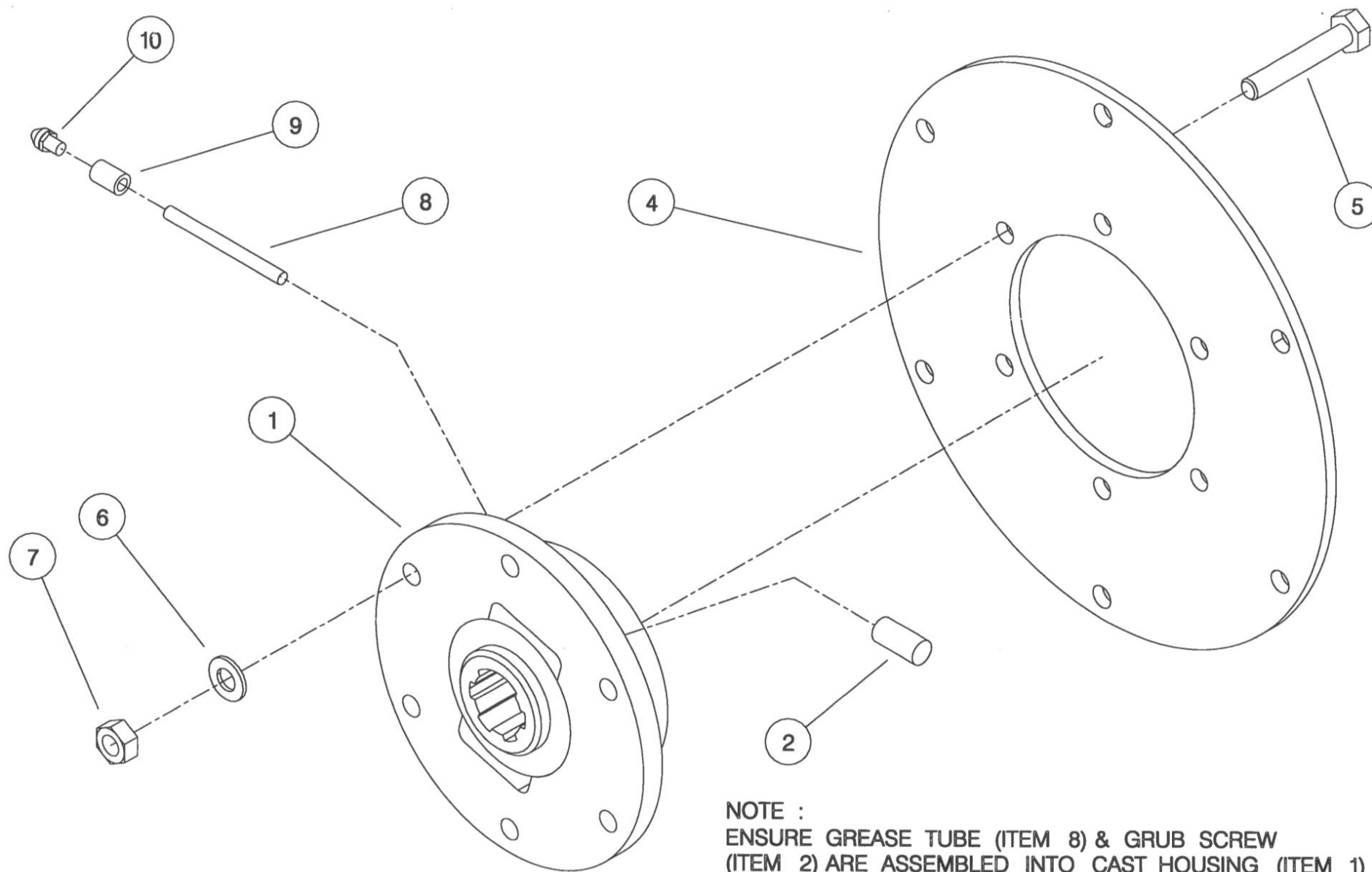
THE ORIENTATION SHOWN IS FOR A R.H. ROTOR, SWAP ITEMS 2 & 11 FOR A LH ROTOR

KIT-00976



Shelbourne Reynolds Engineering Limited

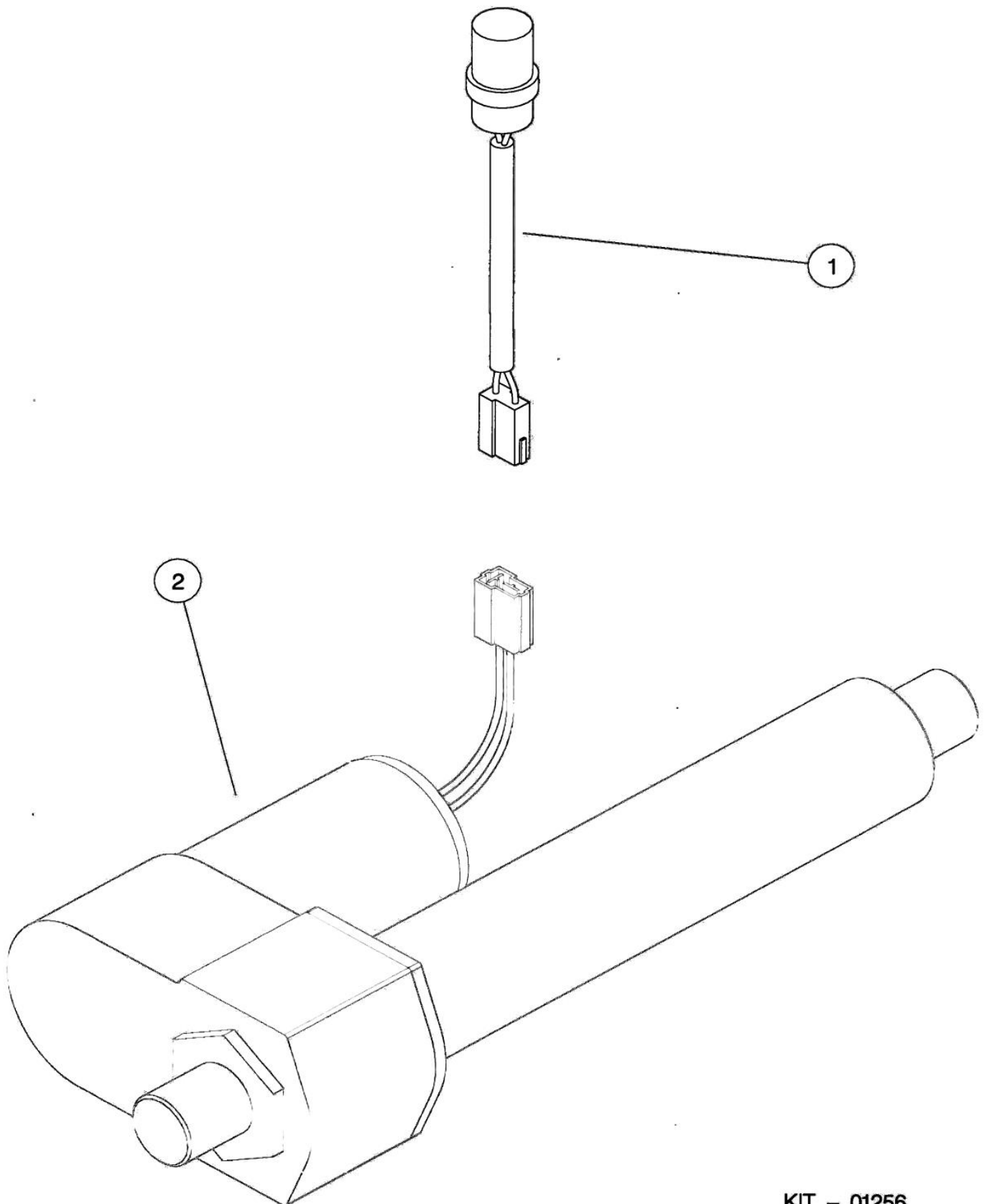
ASSY NUMBER: KIT-00977				ASSY DESCRIPTION: BALL JOINT COUPLING			
ITEM	PART NO	DESCRIPTION	QTY	ITEM	PART NO	DESCRIPTION	QTY
1	193115 01	BALL COUPLING ASSEMBLY	1				
2	SCW-4530	GRUB SCREW	1				
3							
4	193106 01	DRIVE RING PLT (C/RVS Mcs)	1				
OR	193076 01	DRIVE RING PLT (RX VS Mcs)					
5	HSS-0198	SETSCREW	6				
6	WSH-0015	WASHER	6				
7	NUT-0265	NUT	6				
8	193077 01	GREASE TUBE	1				
9	193078 01	GREASE TUBE ADAPTOR	1				
10	NIP-00600	GREASE NIPPLE	1				



NOTE :
ENSURE GREASE TUBE (ITEM 8) & GRUB SCREW (ITEM 2) ARE ASSEMBLED INTO CAST HOUSING (ITEM 1)
THE ORIENTATION SHOWN IS FOR A R.H. ROTOR
OPPOSITE ORIENTATION FOR L.H. ROTOR.

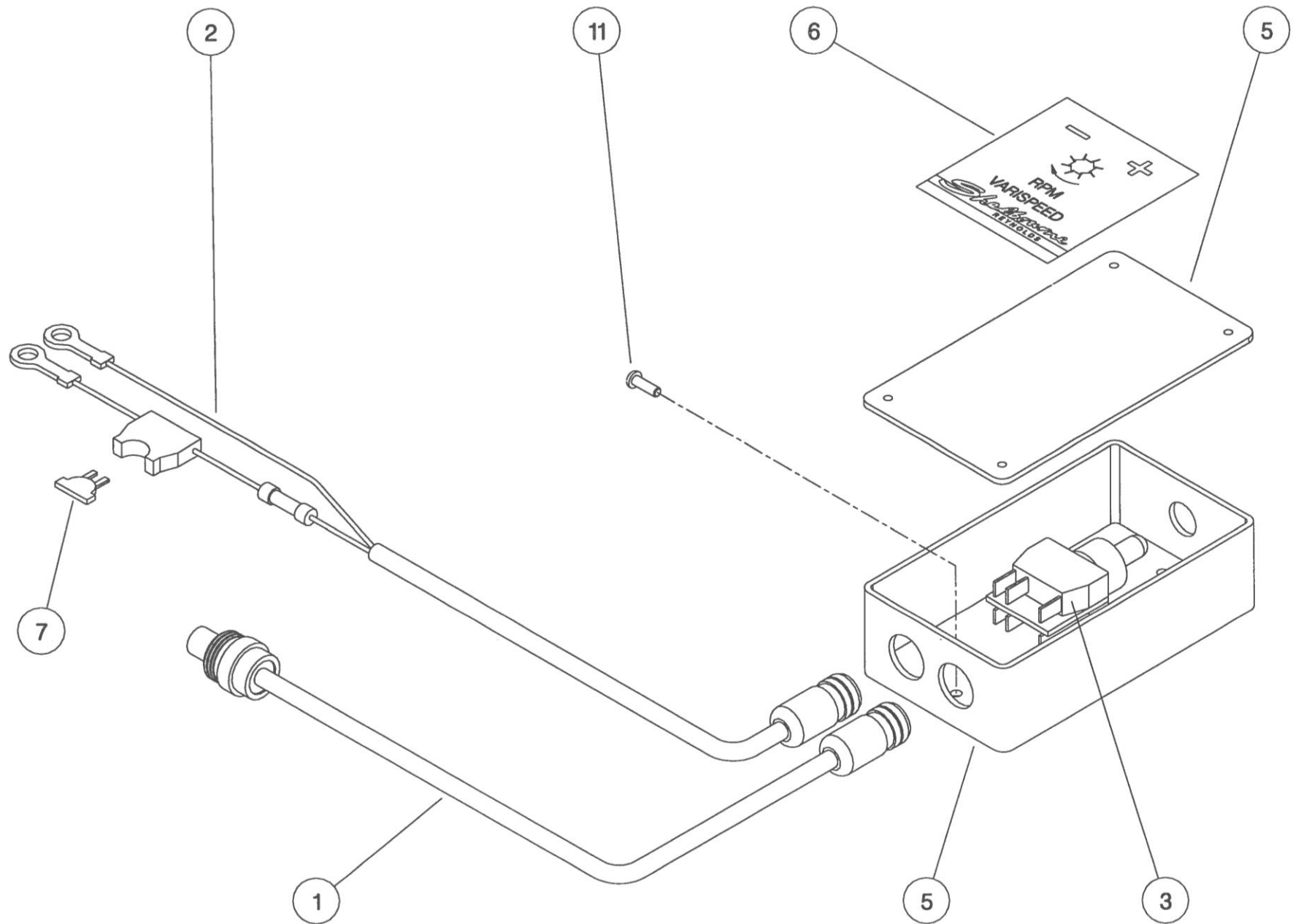
Shelbourne Reynolds Engineering Limited

ASSY NUMBER: KIT-01256				ASSY DESCRIPTION: VARI SPEED CONTROL KIT (HEADER)			
ITEM	PART NO	DESCRIPTION	QTY	ITEM	PART NO	DESCRIPTION	QTY
1	195050 01	LOOM&PLUG ASSY	1				
2	REF ONLY	MOTE11006 PLUG&TERMINALS					



Shelbourne Reynolds Engineering Limited

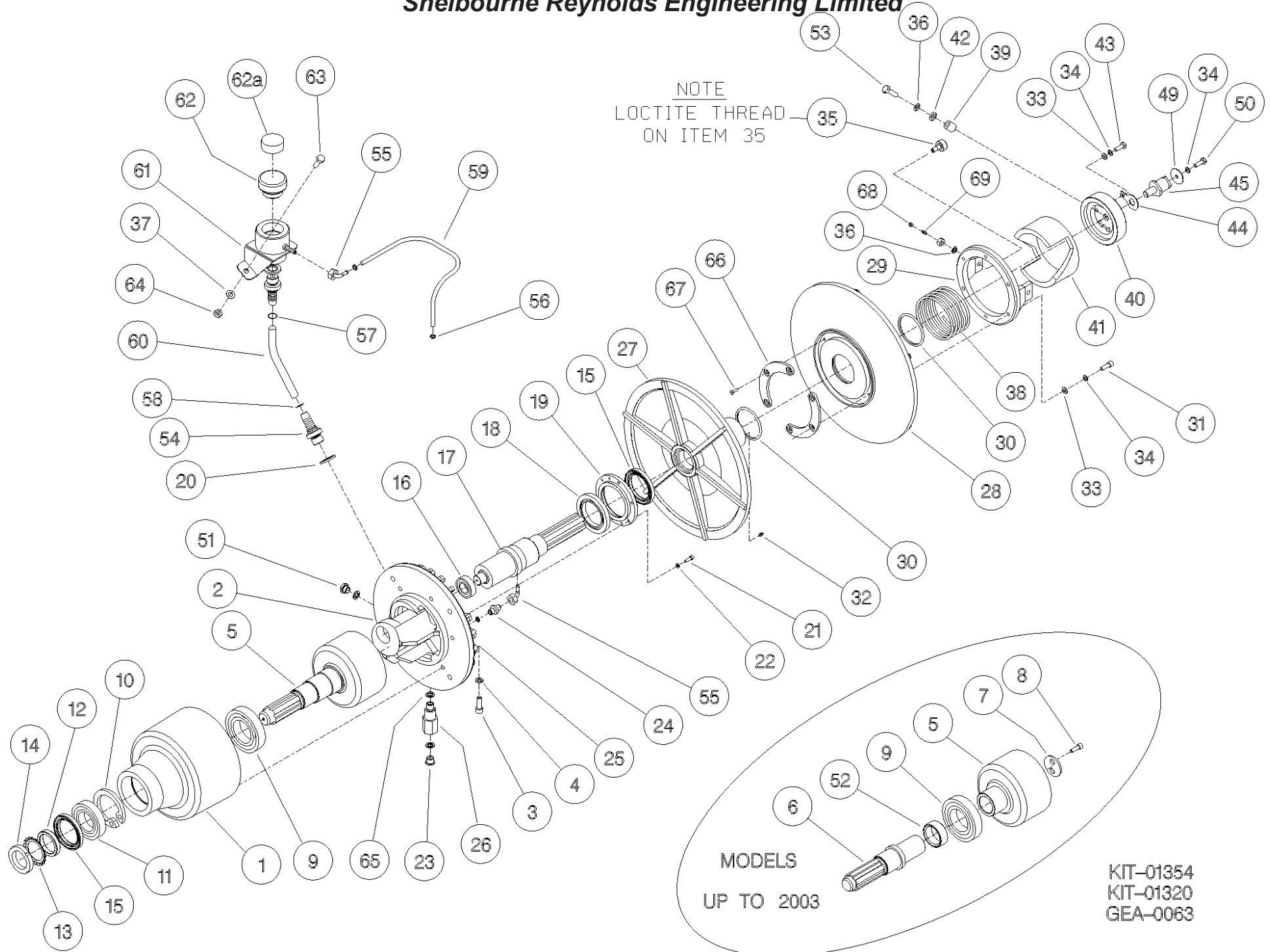
ASSY NUMBER: KIT-01287				ASSY DESCRIPTION: VARI SPEED CONTROLLER (COMBINE)			
ITEM	PART NO	DESCRIPTION	QTY	ITEM	PART NO	DESCRIPTION	QTY
1	195052 01	SUPPLY LOOM	1				
2	195052 02	POWER FEED LOOM	1				
3	SWT-00020	SWITCH	1				
4							
5	195150 01	CONTROL BOX	1				
6	195151 01	EMBLEM	1				
7	FUS-00026	FUSE	1				
8							
9							
10							
11	SCW-5180	SELF TAP SCREW	2				



Shelbourne Reynolds Engineering Limited

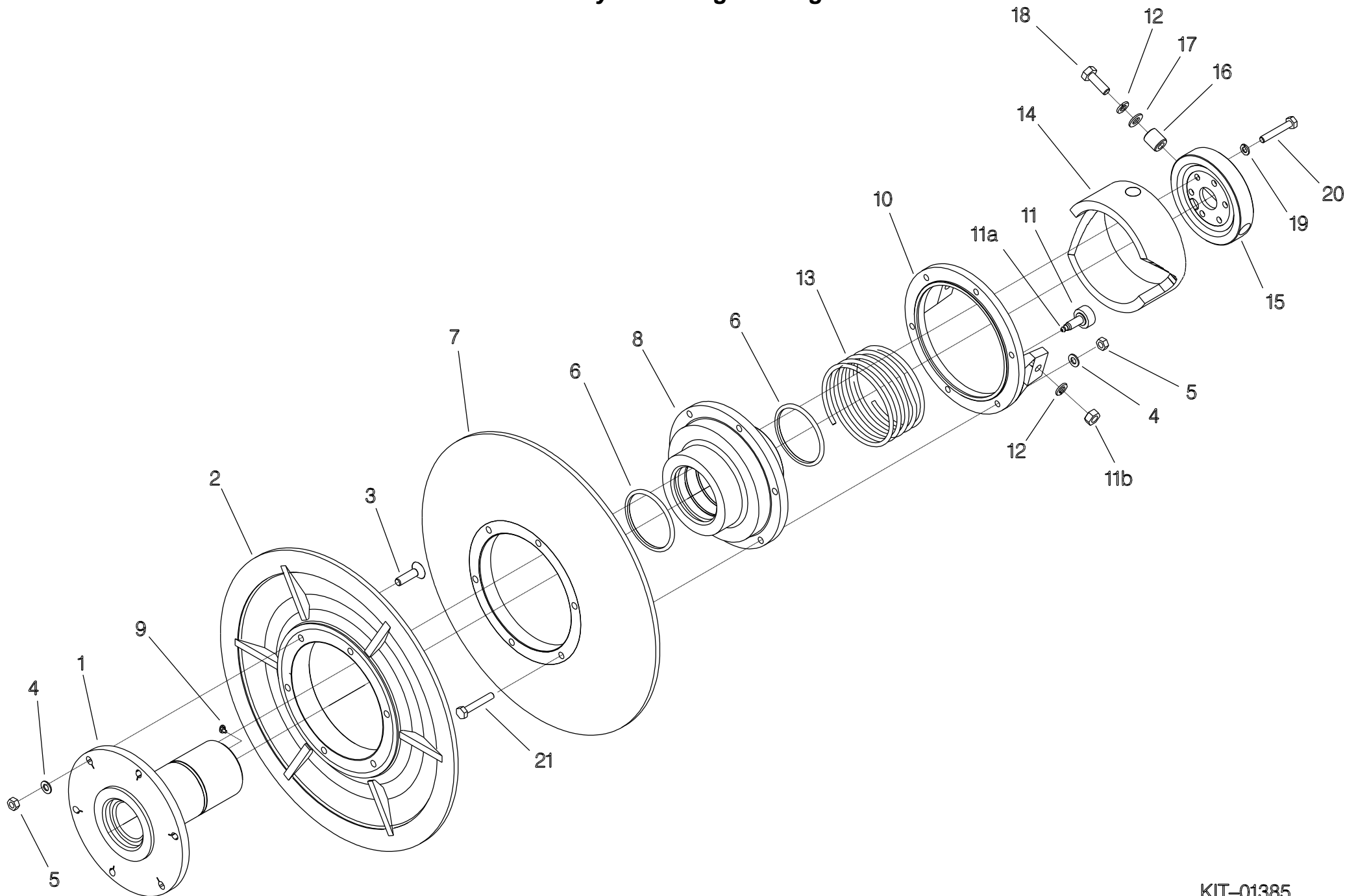
ASSY NUMBER: KIT-01320				ASSY DESCRIPTION: ROTOR PULLEY ASSEMBLY			
ITEM	PART NO	DESCRIPTION	QTY	ITEM	PART NO	DESCRIPTION	QTY
27	193570 01	INNER PULLEY SHEAVE	1				
28	193571 01	OUTER PULLEY SHEAVE	1				
29	194194 01	CAM FOLLOWER BRACKET	1				
30	ORA300750	'O'RING	2				
31	HSS-0152	SET SCREW	6				
32	NIP-00610	GREASE NIPPLE	1				
33	WSH-0012	PLAIN WASHER	12				
34	WSH-0058	SPRING WASHER	12				
35	197640 01	CAM FOLLOWER ASSY	2				
36	WSH-0061	SPRING WASHER	2				
37							
38	SPGC00030	SPRING	1				
OR	SPGC00038	SPRING YELLOW	1				
OR	SPGC00042	SPRING WHITE	1				
39	194202 01	SLEEVE	2				
40	194205 02	CAM CARRIAGE	1				
OR	197522 02	CAM CARRIAGE WHITE	1				
41	194204 01	CAM	1				
42	190119 11	WASHER	2				
43	HSS-0157	SET SCREW	6				
53	HSS-0202	SET SCREW	2				
66	197523 01	PULLEY SPACER HALF RING	2				
67	SCEA08083	CSK SOC HD SCREW (M8x12)	2				
68	NIP-90000	NEEDLE POINT GREASE ADAPTOR	1				
69	NIP-0001	GREASE NIPPLE	1				

Shelbourne Reynolds Engineering Limited



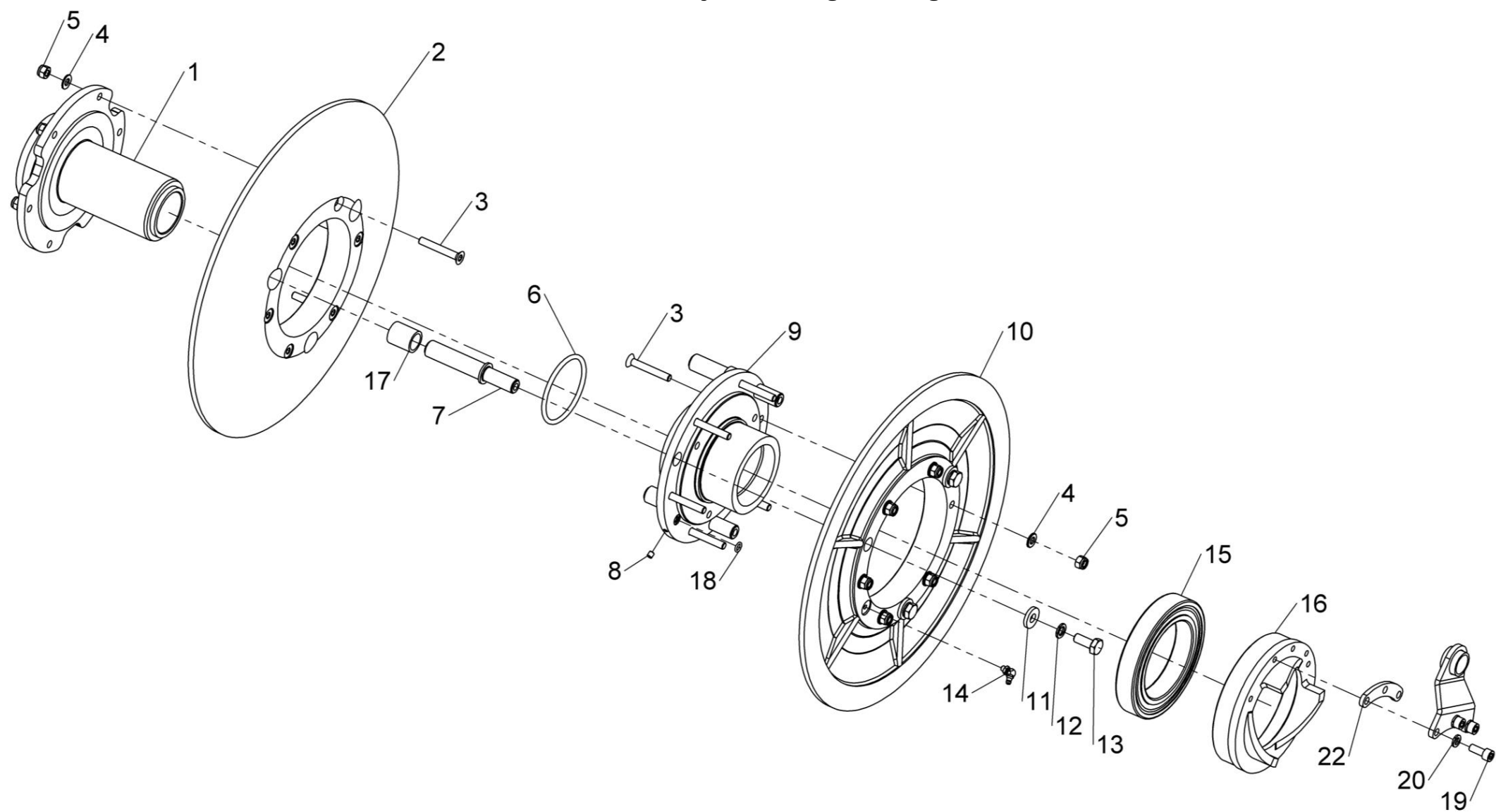
Shelbourne Reynolds Engineering Limited

ASSY NUMBER: KIT-01385				ASSY DESCRIPTION: ROTOR PULLEY ASSY (BOLT IN HUBS) 2010 & ON			
ITEM	PART NO	DESCRIPTION	QTY	ITEM	PART NO	DESCRIPTION	QTY
1	199349 01	INNER PULLEY HUB	1				
2	198269 01	INNER FRONT PULLEY	1				
3	SCEA08353	CSK.SOC HD SCREW	6				
4	WSH-0012	PLAIN WASHER	12				
5	NUT-0263	NYLOC NUT	12				
6	ORA300750	O RING	2				
7	198268 01	OUTER FRONT PULLEY	1				
8	199409 01	OUTER PULLEY HUB	1				
9	NIP-00610	GREASE NIPPLE	1				
10	198267 01	CAM FOLLOWER BRACKET	1				
11	197640 01	CAM FOLLOWER BEARING ASSY	2				
11a	KIT-01428	SPARE GREASE ZERK/NIPPLE KIT					
11b	KIT-01432	SPARE NUT & WASHER KIT					
12	WSH-0061	SPRING WASHER	4				
13	SPGC00042	SPRING (WHITE)	1				
14	194204 01	CAM	1				
15	197522 02	CAM CARRIAGE	1				
16	194202 01	SLEEVE	2				
17	190119 11	WASHER	2				
18	HSS-0202	SETSCREW	2				
19	WSH-0058	SPRING WASHER	6				
20	HSSA08380	SETSCREW (UP TO 2018)	6				
OR	HSS-0155	SETSCREW (2018 & ON)	6				
21	BLTA08350	HEX HEAD BOLT	6				



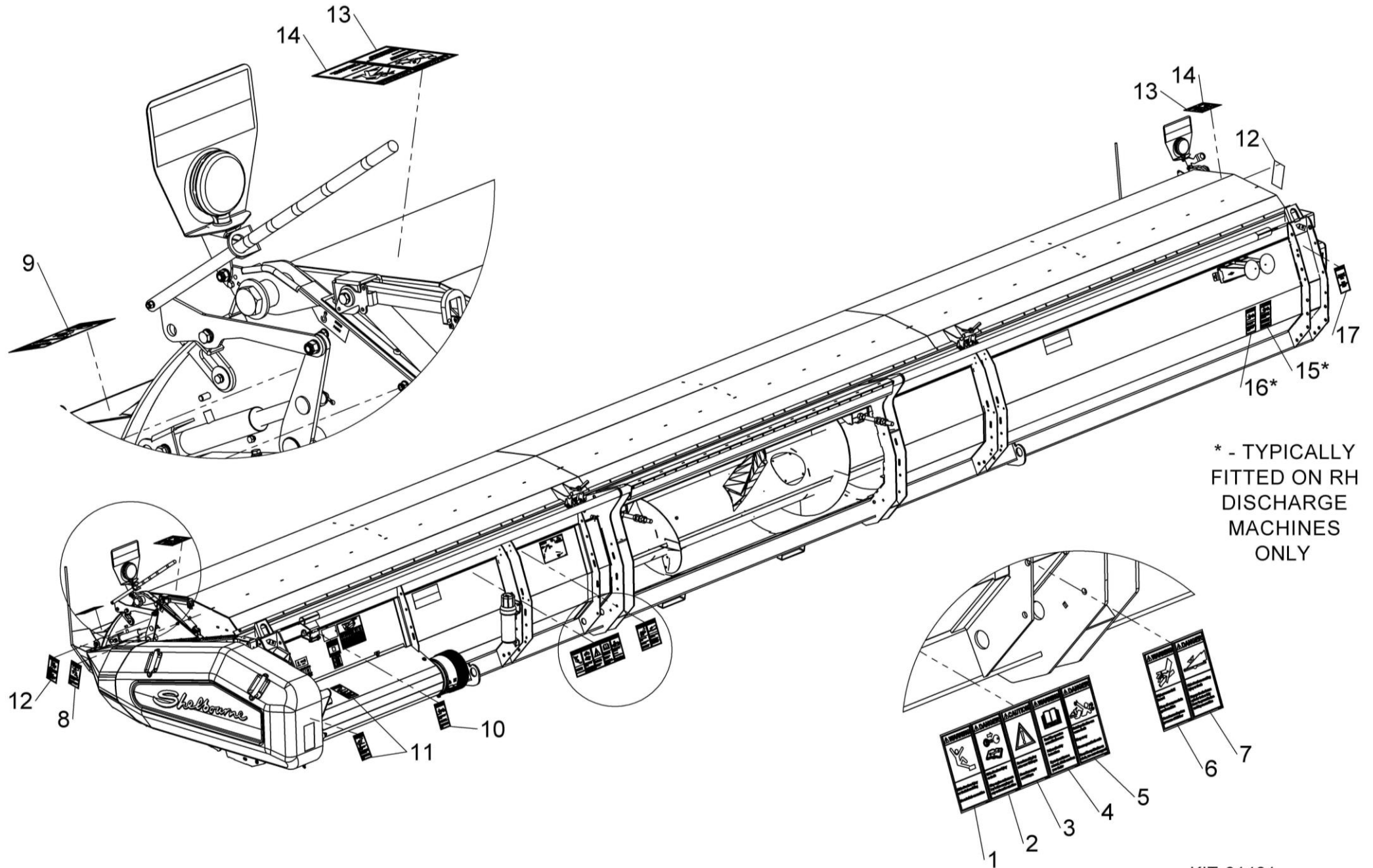
Shelbourne Reynolds Engineering Limited

ASSY NUMBER: KIT-01386				ASSY DESCRIPTION: REAR PULLEY ASSY (BOLT IN HUBS)			
ITEM	PART NO	DESCRIPTION	QTY	ITEM	PART NO	DESCRIPTION	QTY
1	199350 01	OUTER PULLEY HUB	1				
2	198270 01	OUTER REAR PULLEY	1				
3	SCEA08353	CSK SCREW	12				
4	WSH-0012	PLAIN WASHER	12				
5	NUT-0263	NYLOC NUT	12				
6	ORA300750	O RING	1				
7	198274 02	SPIGOT	3				
8	SCW-4528	GRUB SCREW	1				
9	199410 01	INNER PULLEY HUB	1				
10	198271 01	INNER PULLEY	1				
11	190119 11	WASHER	3				
12	WSH-0061	SPRING WASHER	3				
13	HSS-0191	SETSCREW	3				
14	NIP-00620	GREASE NIPPLE	1				
15	BRG-19500N	BEARING	1				
16	194970 01	STATIC CAM	1				
17	291809 01	BUSH (2021 & ON)	3				
OR	BSHD02056	BUSH (UPTO 2021)	3				
18	ORA120080	O RING	1				
19	SCW-0133	CAP HEAD SCREW	3				
20	WSH-0058	SPRING WASHER	3				
21	SEE DRIVE SUB	STATIC CAM ARM	1				
22	197465 01	CAM ARM SPACER	1				



Shelbourne Reynolds Engineering Limited

ASSY NUMBER: KIT-01401				ASSY DESCRIPTION: SAFETY DECAL KIT NORTH AMERICA			
ITEM	PART NO	DESCRIPTION	QTY	ITEM	PART NO	DESCRIPTION	QTY
1	198835 01	EMBLEM - DO NOT CLIMB	1				
2	198840 01	EMBLEM - STOP ENGINE	1				
3	198838 01	EMBLEM - SPEED RESTRICTION	1				
4	199011 01	EMBLEM - READ OPS MANUAL	1				
5	198842 01	EMBLEM - ROTATING DRIVE LINE	1				
6	198832 01	EMBLEM - HIGH PRESSUE FLUID	1				
7	198844 01	EMBLEM - RISK OF CRUSHING	1				
8	198843 01	EMBLEM - HOOD LOCK	1				
9	198836 01	EMBLEM - CROP DEFLECTOR LOCK	1				
10	198839 01	EMBLEM - AUGER	1				
11	198837 01	EMBLEM - MOVING PARTS UNDER	2				
12	198833 01	EMBLEM - CROP DEFLECTOR HAND	2				
13	198841 01	EMBLEM - ROTOR KEEP AWAY	2				
14	198834 01	EMBLEM - STAND CLEAR ROTOR	2				
15	291880 01	EMBLEM - AUGER UNDER COVER	1				
16	291881 01	EMBLEM - AUGER NO COVER	1				
17	291968 01	EMBLEM - P65	1				

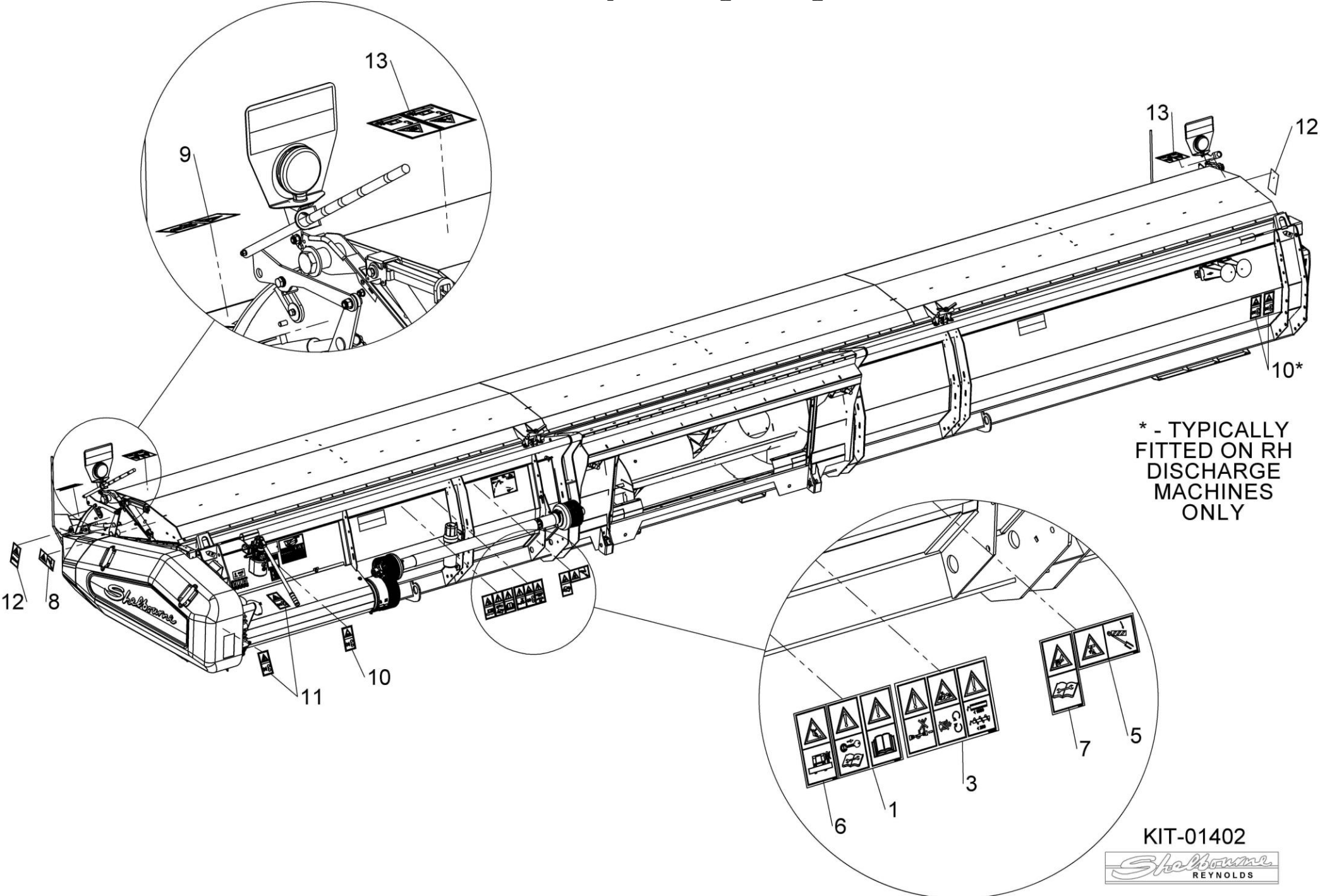


KIT-01401



Shelbourne Reynolds Engineering Limited

ASSY NUMBER: KIT-01402				ASSY DESCRIPTION: SAFETY DECAL KIT ISO			
ITEM	PART NO	DESCRIPTION	QTY	ITEM	PART NO	DESCRIPTION	QTY
1	TNF-0011	EMBLEM - SAFETY MAINTENANCE	1				
2		OPERATORS MANUAL					
3	TNF-0012	EMBLEM - PTO GUARDS	1				
4		ROTOR/AUGER SPEED					
		PTO CHAIN					
5	210435 01	EMBLEM - FEEDER HOUSE LOCK	1				
6	198847 01	EMBLEM - CLIMBING	1				
7	198846 01	EMBLEM - HIGH PRESSURE OIL	1				
8	210435 01	EMBLEM - HOOD LOCK	1				
9	198845 01	EMBLEM - CROP DEFLECTOR LOCK	1				
10	193393 01	EMBLEM - AUGER	3				
11	193392 01	EMBLEM - MOVING PARTS UNDER	2				
12	800215 01	EMBLEM - CROP DEFLECTOR HAND	2				
13	TNF-0010	EMBLEM - FLYING OBJECTS	2				
14		ROTOR ENTANGLEMENT					



* - TYPICALLY
FITTED ON RH
DISCHARGE
MACHINES
ONLY

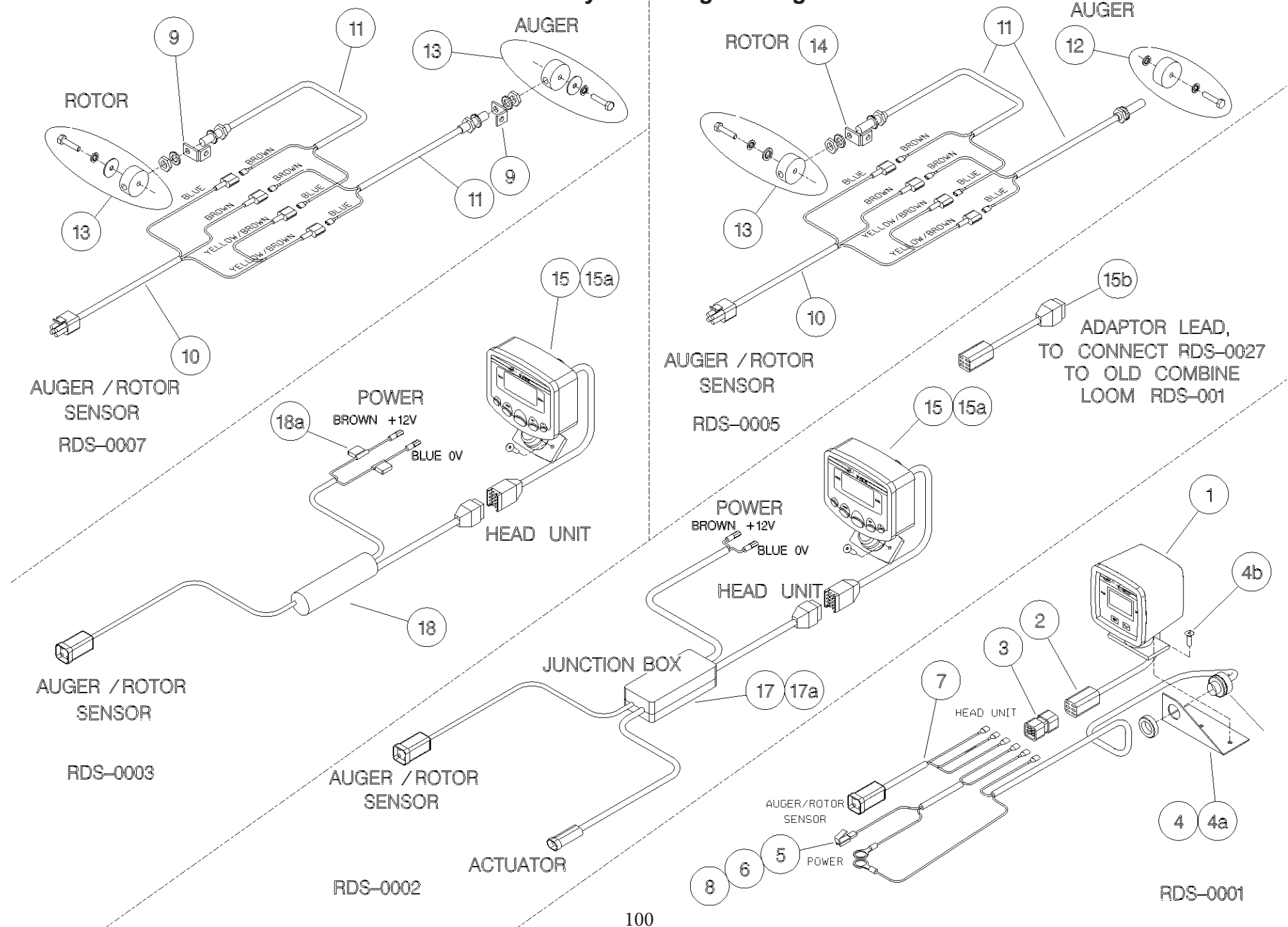
KIT-01402



Shelbourne Reynolds Engineering Limited

ASSY NUMBER: RDS-0001/RDS-0002/RDS-0003 & RDS-0005/RDS-0007				ASSY DESCRIPTION: RDS EQUIPMENT ALL YEARS			
ITEM	PART NO	DESCRIPTION	QTY	ITEM	PART NO	DESCRIPTION	QTY
1	RDS-0010	TACHO HEAD COMPLETE	1	12	RDS-0019	MAGNET	1
1a	RDS-0022	PLASTIC LOCK NUT & BALL	1	12a	HSS-0088	SETSCREW	1
1b	RDS-0024	POD FOOT	1	12b	WSH-0056	SPRING WASHER	1
2	RDS-0011	TACHO HEAD PLUG AND ARMS	1	12c		FIBRE WASHER	2
3	RDS-0012	HARTING CONNECTOR	1	13	RDS-0020	MAGNET CARRIER	1or2
3a		STICKER	1	13a	HSS-0088	SET SCREW	1
4	RDS-0013	AUDIBLE ALARM	1	13b	WSH-0056	SPRING WASHER	1
4a		FIXING BRACKET	1	13c	WSH-1036	PENNY WASHER	1
4b		SELF TAP.SCREWS	2	14	RDS-0021	ROTOR SENSOR BRACKET	1
5	RDS-0014	POWER CONNECTION LEAD	1	15	RDS-0027	TACHO HEAD COMPLETE	1
6	FUS-0022	FUSE (2 AMP BLADE)	1	15a	RDS-0029	TACHO HEAD FIX.ARM KIT	1
7	RDS-0015	COMBINE LEAD	1	15b	RDS-0006	CONNECTOR LEAD (SPARES ONLY)	1
8	RDS-0016	24V-12V CONVERTER KIT (SPARE PART ONLY)	1	16			
9	198323 01	SENSOR BRACKET (SLOTTED)	2	17	RDS-0028	JUNCTION BOX/COMBINE LEAD	1
10	RDS-0017	HEADER LEAD	1	17a	FUS-00026	FUSE (15 AMP BLADE)	1
11	RDS-0018	SHAFT SENSOR C/W FITTINGS	2	18	RDS-0030	COMBINE LEAD (RSD ONLY)	1
11a	RDS-0018A	PLAIN NUT	2	18a	FUS-0022	FUSE (2 AMP BLADE)	1
11b	WSHA20121	SHAKEPROOF WASHER	2				

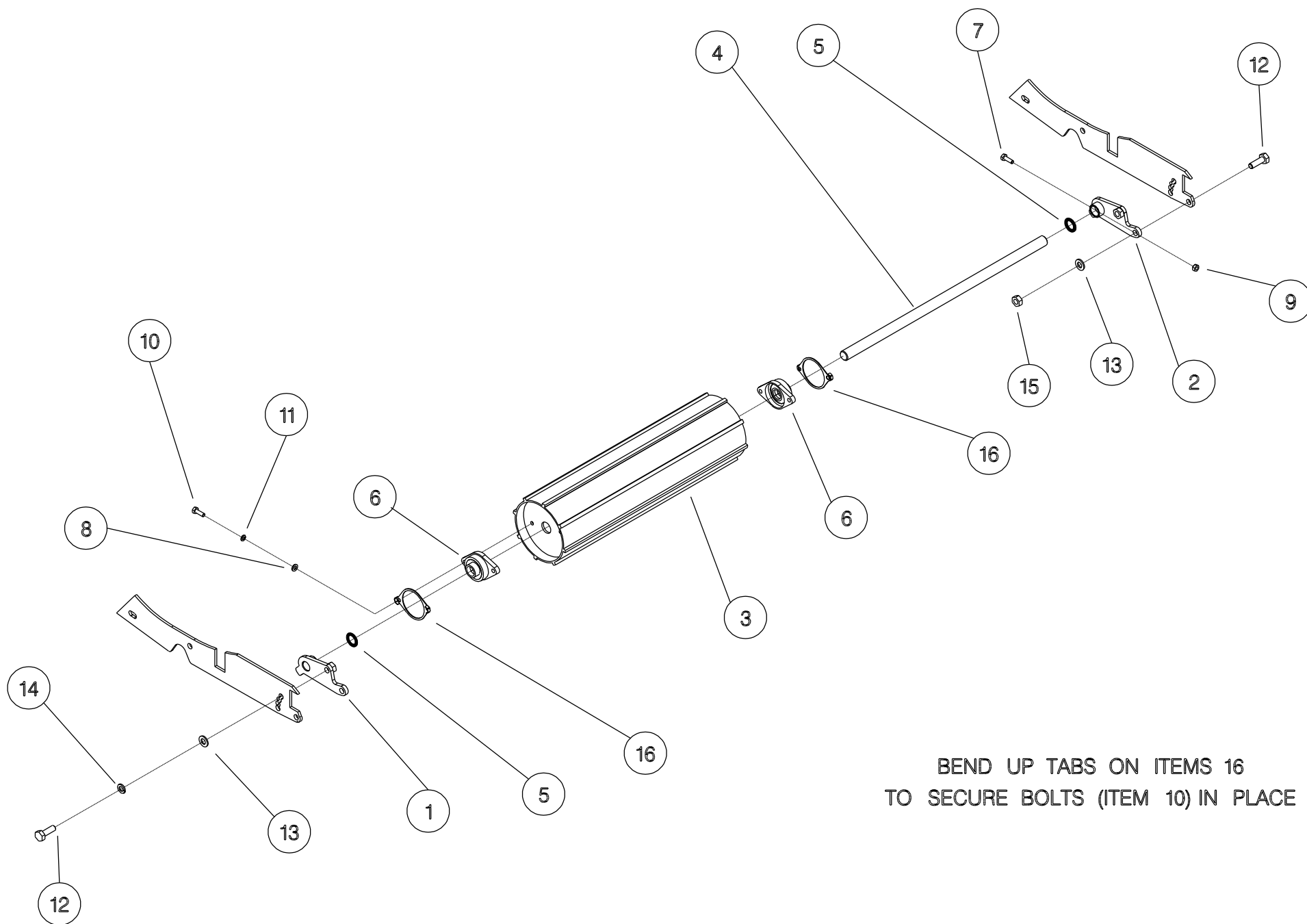
Shelbourne Reynolds Engineering Limited



Kit Options

Shelbourne Reynolds Engineering Limited

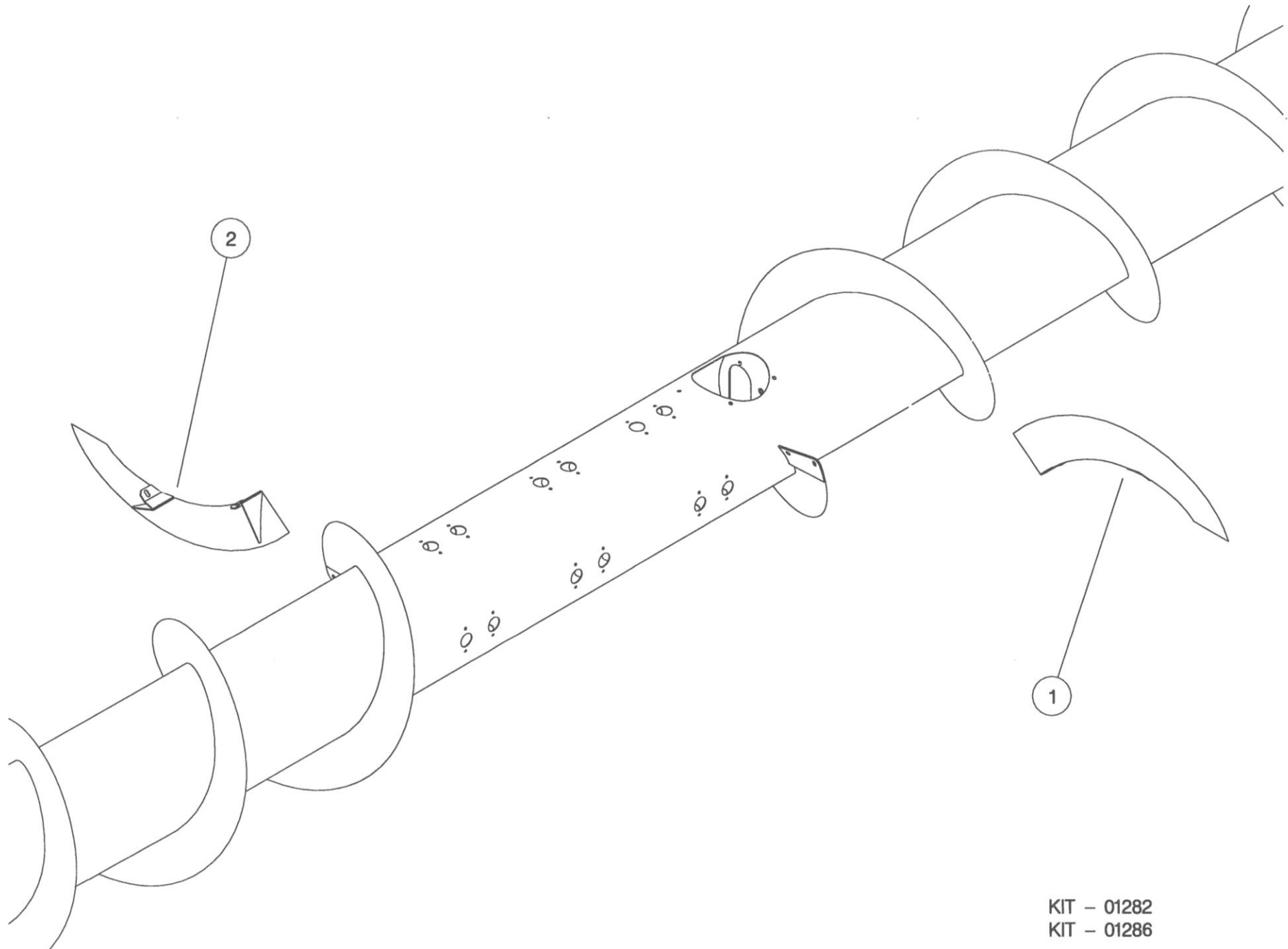
ASSY NUMBER: KIT-01281				ASSY DESCRIPTION: R/CVS OPTIONAL ROLLER KIT			
ITEM	PART NO	DESCRIPTION	QTY	ITEM	PART NO	DESCRIPTION	QTY
1	193831 01	ROLLER ADJUSTER RH	2				
2	193831 02	ROLLER ADJUSTER LH	2				
3	193834 01	ROLLER	2				
4	193832 01	CENTRE SHAFT	2				
5	190119 03	WASHER	8				
6	BRG-23045	BEARING	4				
7	BLTA10350	BOLT	4				
8	WSH-0015	PLAIN WASHER	16				
9	NUT-0265	NYLOC NUT	4				
10	HSS-0198	BOLT	8				
11	WSH-0061	SPRING WASHER	8				
12	HSS-0318	SET SCREW	8				
13	WSH-0024	PLAIN WASHER	8				
14	WSH-0070	SPRING WASHER	4				
15	NUT-0271	NYLOC NUT	4				
16	194869 01	LOCKING PLATE	4				



BEND UP TABS ON ITEMS 16
TO SECURE BOLTS (ITEM 10) IN PLACE

Shelbourne Reynolds Engineering Limited

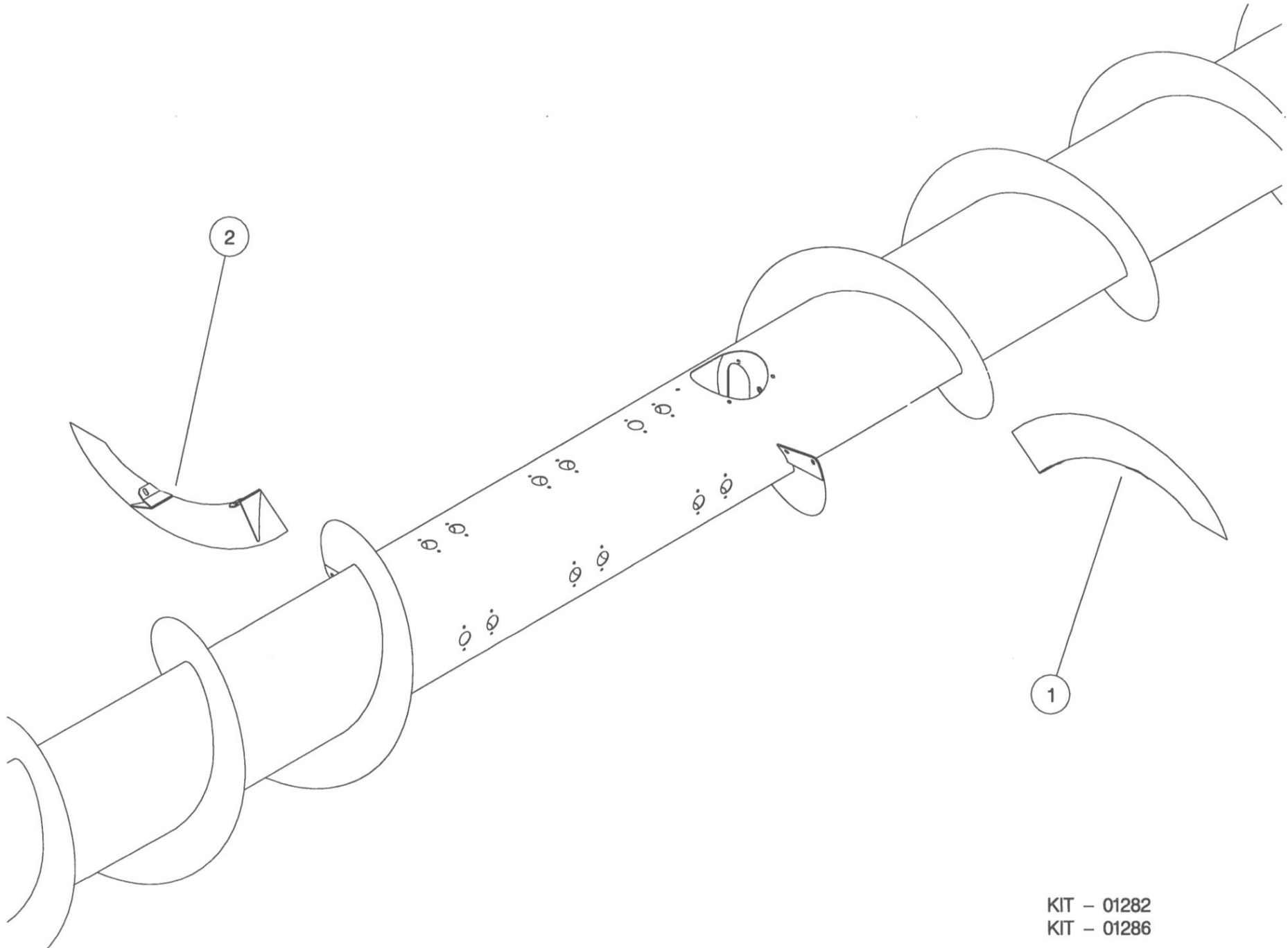
ASSY NUMBER: KIT-01282				ASSY DESCRIPTION: CVS 180° FLIGHT EXTENSION KIT			
ITEM	PART NO	DESCRIPTION	QTY	ITEM	PART NO	DESCRIPTION	QTY
1	200328 01	FLIGHT EXTENSION LH	1				
2	200328 02	FLIGHT EXTENSION RH	1				



KIT - 01282
KIT - 01286

Shelbourne Reynolds Engineering Limited

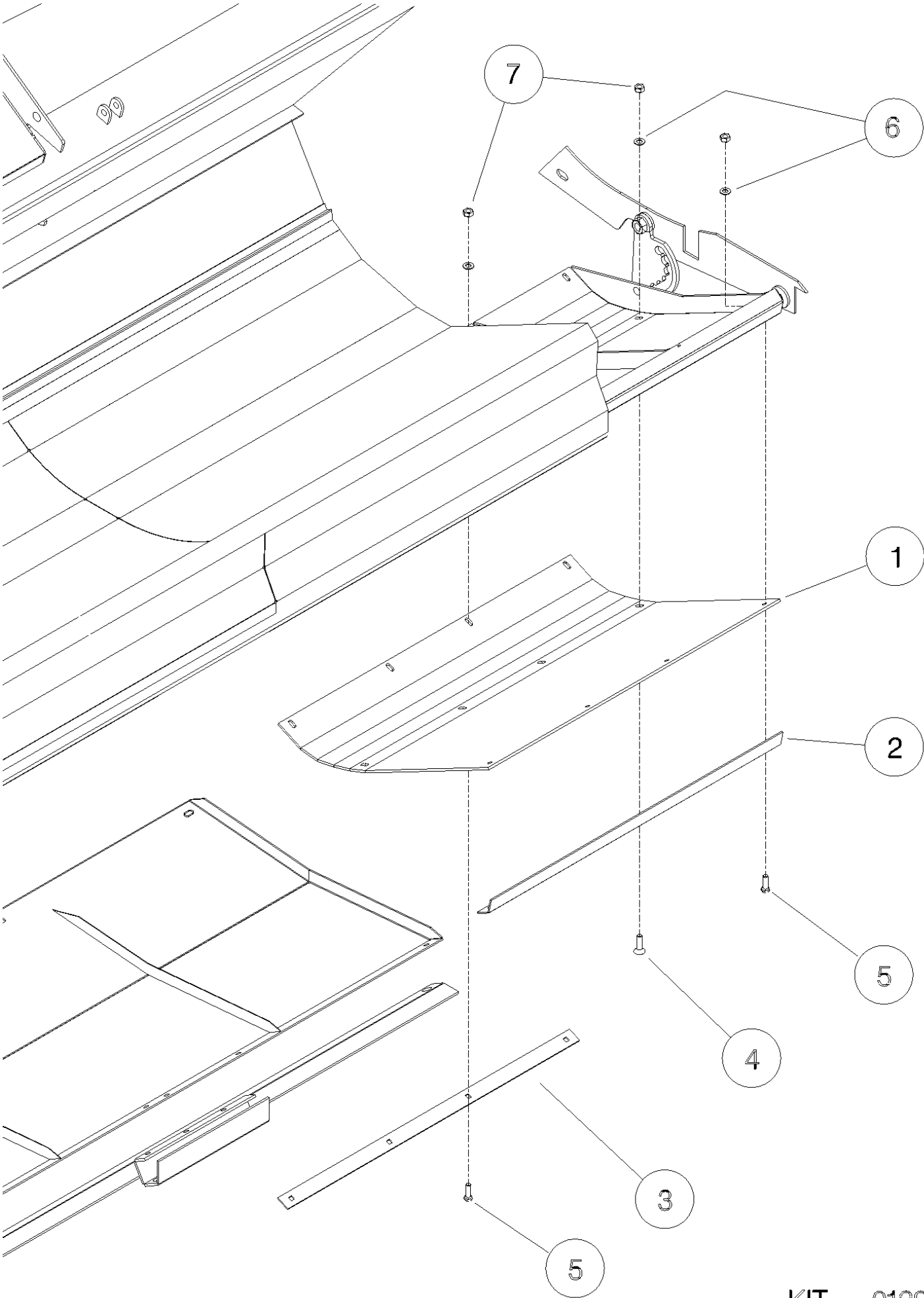
ASSY NUMBER: KIT-01286				ASSY DESCRIPTION: 180° FLIGHT EXTENSION KIT (HARD)			
ITEM	PART NO	DESCRIPTION	QTY	ITEM	PART NO	DESCRIPTION	QTY
1	195148 01	FLIGHT EXTENSION LH	1				
2	195148 02	FLIGHT EXTENSION RH	1				



KIT - 01282
KIT - 01286

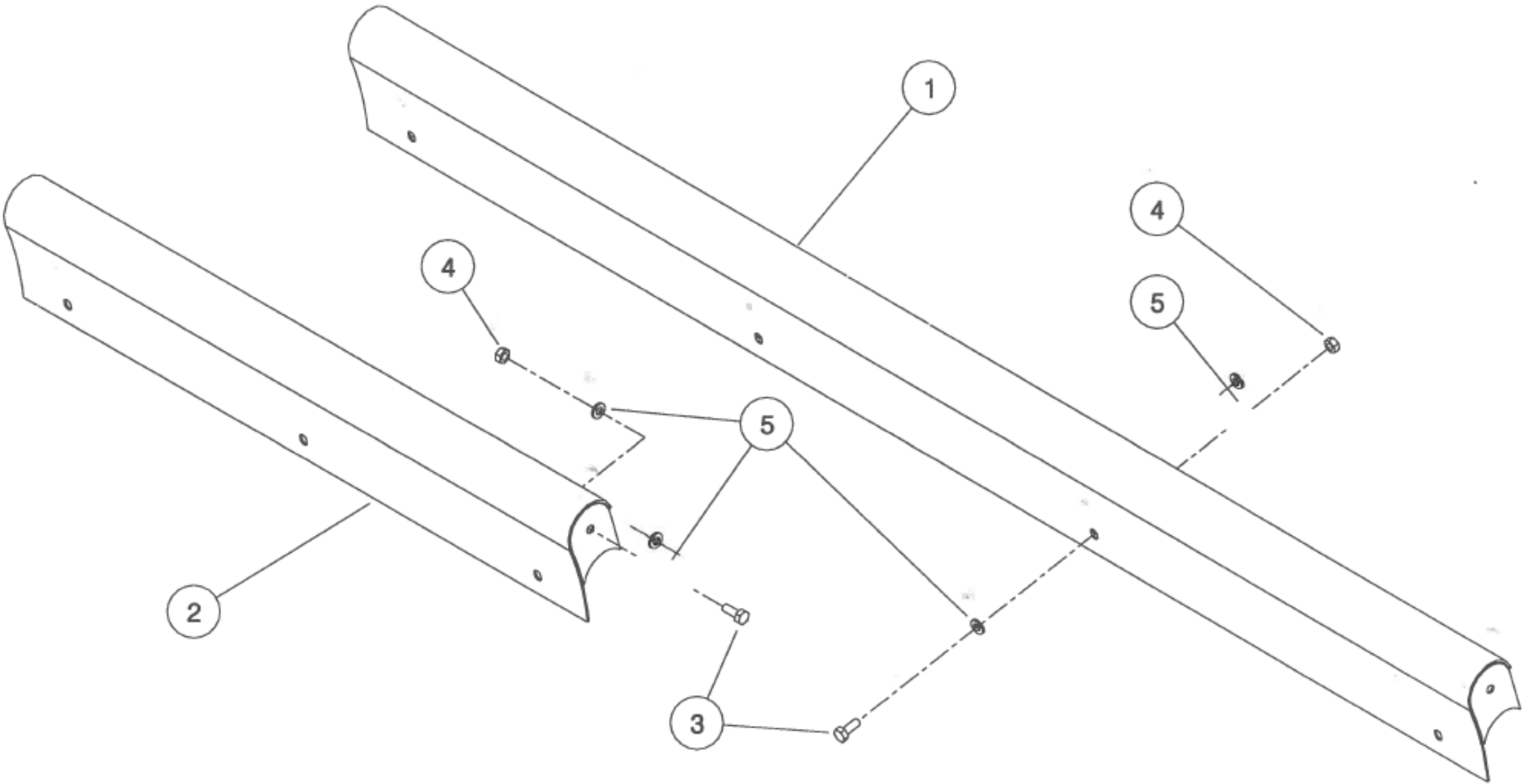
Shelbourne Reynolds Engineering Limited

ASSY NUMBER: KIT-01299				ASSY DESCRIPTION: SKID POLY SLIP PLATE KIT			
ITEM	PART NO	DESCRIPTION	QTY	ITEM	PART NO	DESCRIPTION	QTY
1	195111 01	SKID POLY PLATE	1				
2	195142 01	FIXING PLATE	1				
3	195144 01	FIXING PLATE	1				
4	SCW-1740	CSK SOCKET HD SCW	4				
5	BLT-2700	COACH BOLT	8				
6	WSH-0012	PLAIN WASHER	12				
7	NUT-0263	NYLOC NUT	12				
					NOTE	KIT-01299 SINGLE SKID SELECT NUMBER OF SKIDS REQUIRED PER MACHINE	



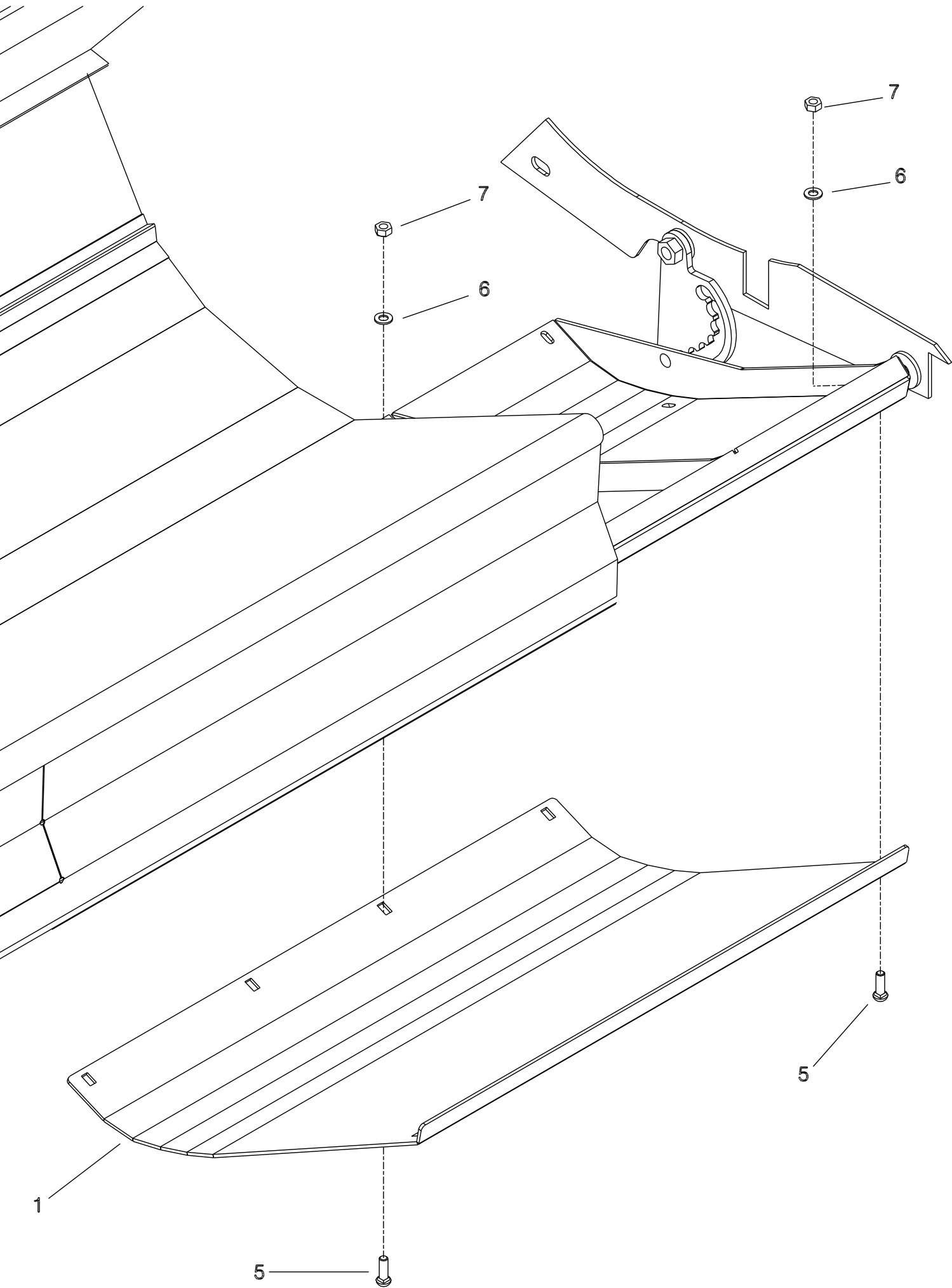
Shelbourne Reynolds Engineering Limited

[illegible]



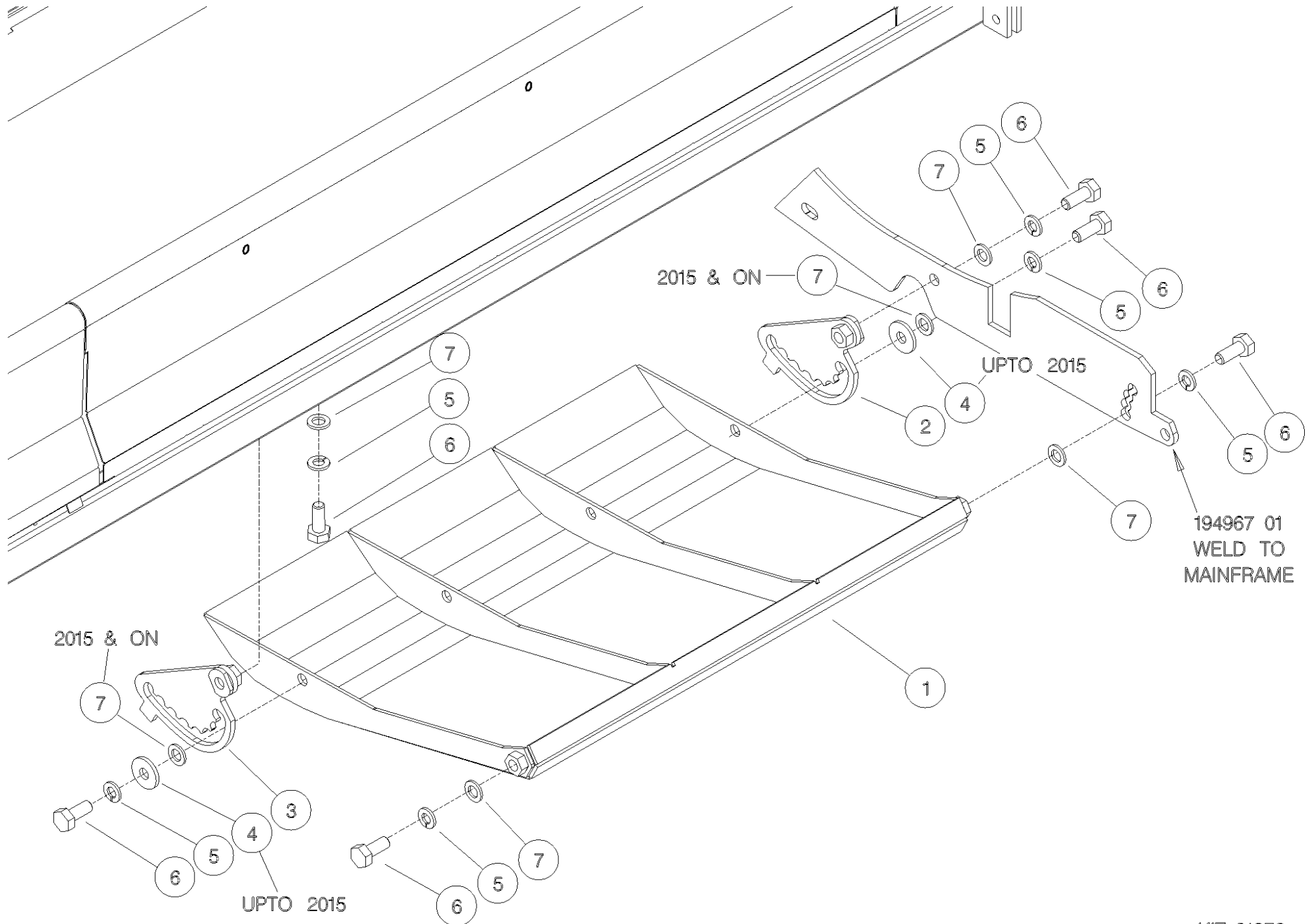
Shelbourne Reynolds Engineering Limited

ASSY NUMBER: KIT-01340				ASSY DESCRIPTION: STEEL SKID COVER KIT			
ITEM	PART NO	DESCRIPTION	QTY	ITEM	PART NO	DESCRIPTION	QTY
1	197369 01	STEEL SKID COVER	2				
5	BLT-2700	COACHBOLT	16				
6	WSH-0012	PLAIN WASHER	16				
7	NUT-0263	NYLOC NUT	16				



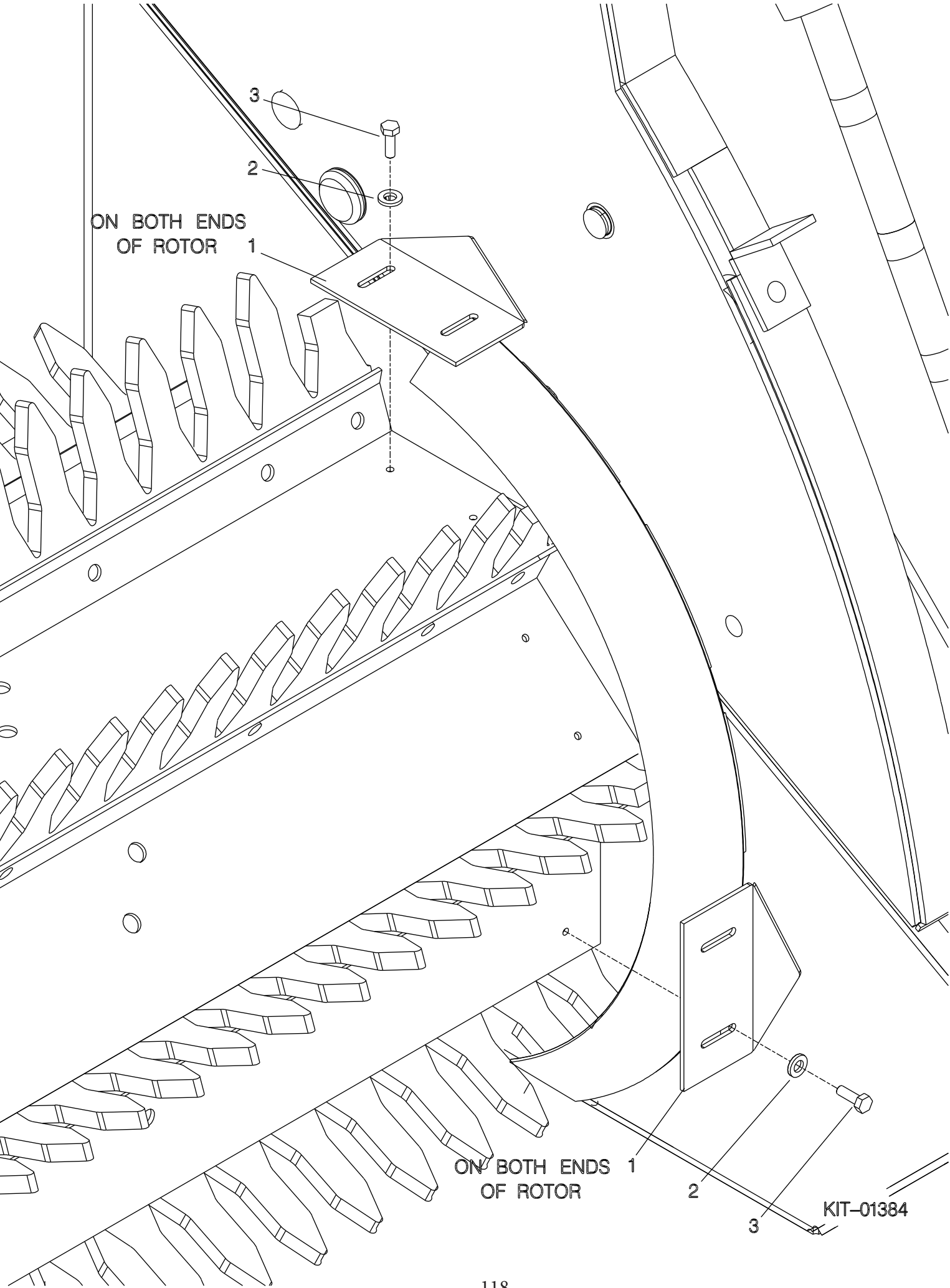
Shelbourne Reynolds Engineering Limited

ASSY NUMBER: KIT-01376				ASSY DESCRIPTION: CENTRAL SKID KIT (CVS14-24)			
ITEM	PART NO	DESCRIPTION	QTY	ITEM	PART NO	DESCRIPTION	QTY
1	194395 05	SKID W/A (WITH CUT OUTS)	1				
2	193828 01	SKID ADJUSTER PLATE LH	1				
3	193828 02	SKID ADJUSTER PLATE RH	1				
4	190119 07	WASHER (UPTO 2015)	2				
5	WSH-0070	SPRING WASHER	6				
6	HSS-0316	SETSCREW	6				
7	WSH-0024	PLAIN WASHER (2015 & ON)	6				
7	WSH-0024	PLAIN WASHER (UPTO 2015)	4				



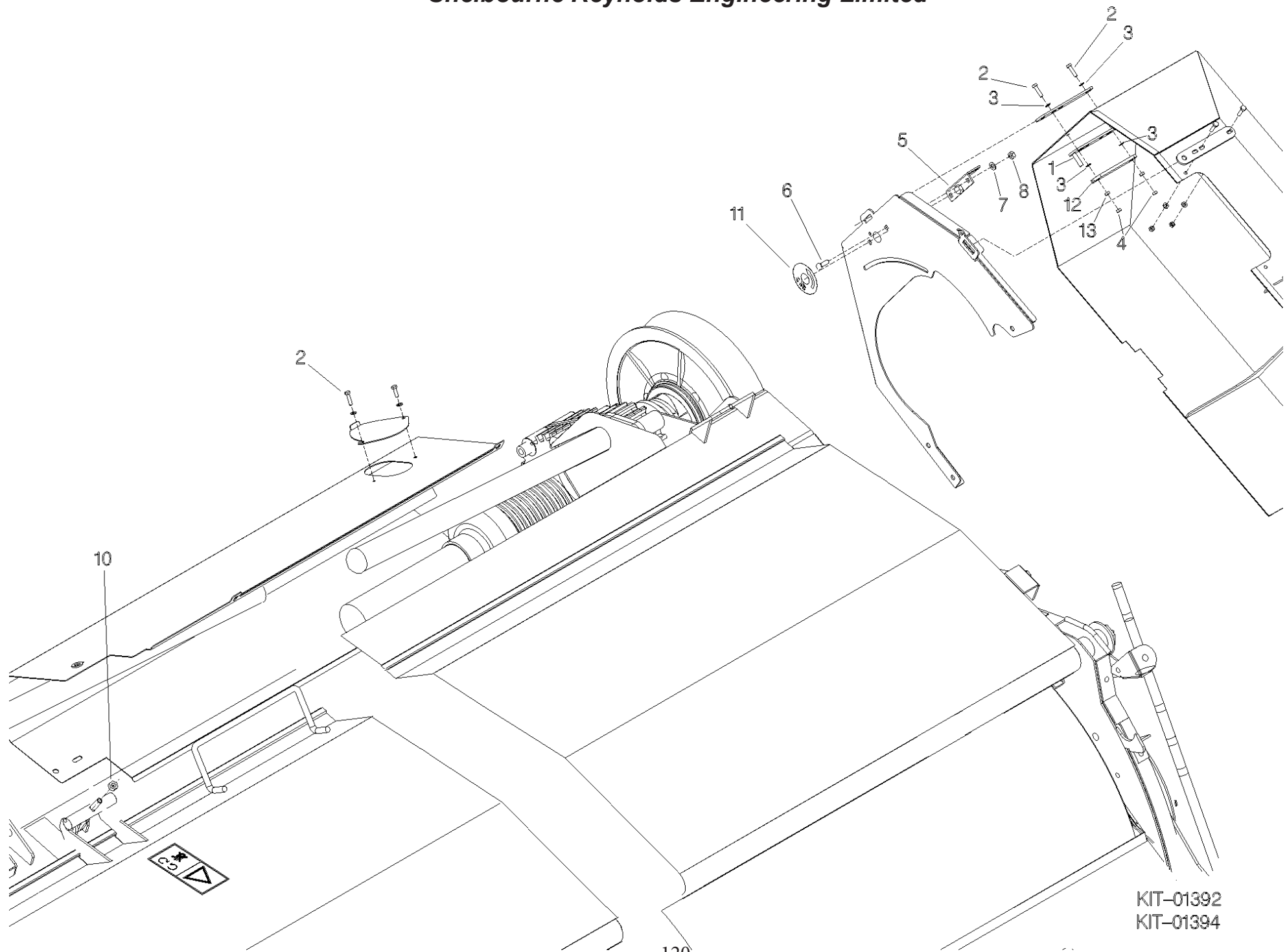
Shelbourne Reynolds Engineering Limited

ASSY NUMBER: KIT-01384				ASSY DESCRIPTION: ANTI-WRAP PLATE KIT			
ITEM	PART NO	DESCRIPTION	QTY	ITEM	PART NO	DESCRIPTION	QTY
1	192679 01	ANTI-WRAP PLATE	8				
2	WSH-1034	PENNY WASHER	16				
3	SCW-5180	SELF TAP SCREW	16				



Shelbourne Reynolds Engineering Limited

ASSY NUMBER: KIT-01392				ASSY DESCRIPTION: CE AREA KIT (SECURE GUARDS)			
ITEM	PART NO	DESCRIPTION	QTY	ITEM	PART NO	DESCRIPTION	QTY
1	198305 01	LATCH W/A	1				
2	HSS-0086	SET SCREW	3				
3	WSH-0009	PLAIN WASHER	4				
4	NUT-0260	NYLOC NUT	2				
5	LTC-00040	SLAM LATCH	1				
6	BLT-4710	COACH BOLT	2				
7	WSH-0012	PLAIN WASHER	2				
8	NUT-0263	NYLOC NUT	2				
9							
10	NUT-0170	PLAIN NUT	2				
11	192953 01	TRANSFER (1/4 TURN)	1				
		FIT SLAM LATCH AND LATCH					
		REMOVE THUMB SCREW AND FIT ITEM 2					
		REMOVE WING NUTS FROM HOOD & FIT ITEM 10					



KIT-01392
KIT-01394

Shelbourne Reynolds Engineering Limited

ASSY NUMBER: KIT-01404				ASSY DESCRIPTION: NON AGGRESSIVE CENTRE FINGER KIT			
ITEM	PART NO	DESCRIPTION	QTY	ITEM	PART NO	DESCRIPTION	QTY
1	198280 01	CENTRE FINGER LH (NON AGG)	8				
2	198280 02	CENTRE FINGER RH (NON AGG)	8				

