

# ***Shelbourne Header***

## ***Rvs 20***

### ***PARTS MANUAL***



Shelbourne Reynolds Inc.  
Colby PO box 607  
1250 S Country Club Drive  
Colby , Kansas 67701  
U.S.A.

Telephone: (785) 462 6299  
Fax: (785) 462 6761



INVESTOR IN PEOPLE

Shelbourne Reynolds Engineering Ltd  
Stanton  
Bury St Edmunds  
Suffolk IP31 2AR  
England

Telephone: (01359) 250415  
Fax: (01359) 250464

(Stores direct (01359) 251231)  
(Stores direct (01359) 252031)

ISSUE...14  
29.01.2009

visit our website [www.shelbourne.com](http://www.shelbourne.com)

## **SHELBOURNE HEADER PARTS MANUAL**

### **MACHINE IDENTIFICATION**

Your Shelbourne Header is designed to fit many different types of combine

For this reason the machine number index is broken down into sections for identification. Your serial and machine numbers are listed below:

**SHELBOURNE HEADER SERIAL NUMBER**

\_\_\_\_\_

**SHELBOURNE HEADER MACHINE NUMBER**

\_\_\_\_\_

**ADAPTOR PLATE ASSEMBLY**

\_\_\_\_\_

**DRIVE KIT**

\_\_\_\_\_

**HYDRAULIC FITTING KIT**

\_\_\_\_\_

KIT OPTION	KIT OPTION	KIT OPTION
KIT OPTION	KIT OPTION	KIT OPTION
KIT OPTION	KIT OPTION	KIT OPTION

### **ORDERING SPARE PARTS**

To ensure that you order the correct part from your SRE dealer please use the following procedure.

#### **ALWAYS QUOTE THE MACHINE AND SERIAL NUMBERS WHEN ORDERING.**

Refer to the front page of this parts list section (machine assemblies), listing all the sub assemblies.

Use the following sub assembly numbers and descriptions to find the area of the machine that your part is required, i.e. if you need a part which is fitted to the auger, your part will be in the auger sub assembly parts list.

Having decided which sub-assembly your part should be under, use the number beside that sub-assembly description which will begin with 1960-- -- to find the parts listing of the sub-assembly further on in the manual. The number will be printed in the top left-hand corner; the sub-assemblies are in numerical order.

Having found the correct parts list, you will find the corresponding drawing by either looking at the facing page or progressing through the manual to the next drawing.

The drawings indicate the components by item numbers, which you will find, are repeated in the left-hand side of your parts listing, and therefore referring to the correct part.

**LIST OF KIT NUMBERS**  
**FOR 20 Rvs MACHINES**

**Rvs 20 HEADER**

1. 196559 10	Rvs 20 Shelbourne Header
2. 196564 10	Rvs 20 Shelbourne Header
3. 196143 10	Header Lights Sub 6.0m
4. 196173 02	Stripping Rotor Assembly (RH) 3.0m
5. 196174 02	Stripping Rotor Assembly (LH) 3.0m
6. 196190 30	Auger Assembly
7. 196192 01	Auger Mounting Sub Assembly
8. 196192 03	Auger Mounting (8 spring/splined) Sub Assembly
9. 196192 14	Auger Mounting (8 spring/splined) Sub Assembly
10. 196193 10	Hydraulic Circuit Sub
11. 196194 30	Top Door Cowl Assembly
12. 196195 30	Adjustable Crop Deflector Sub Assembly
13. 196197 02	Input Gearbox Mounting Sub Assembly
14. 196197 03	Input Gearbox Mounting Sub Assembly
15. 196197 14	Input Gearbox Mounting Sub Assembly
16. 196198 01	Divider Sub Assembly
17. 196201 01	Emblems And Guards Sub (upto 2003)
18. 196201 02	Emblems And Guards Sub (2004 & on)
19. 196202 01	Rotor Mounting Sub Assembly
20. 196202 02	Rotor Mounting Sub Assembly
21. 196202 05	Rotor Mounting Sub Assembly
22. 196203 10	Frame And Parts Sub
23. 196203 20	Frame And Parts Sub Rsd20
24. 196210 01	Rvs Dividers
25. 196224 01	Divider Sub Assembly (2003 & on)
26. 196228 02	Stripping Rotor Assembly (LH) 3.0m
27. 196237 10	Auger Assy 20' Spiral Paddle
28. GEA-0053	Input Gear Dropbox Assembly
29. GEA-0054	Input Gear Dropbox Assembly
30. GEA-0063	Rotor Gearbox Assembly
31. KIT-00118	Auger Drive Sprocket/Clutch Assembly
32. KIT-00121	Auger Drive Sprocket/8 Spring Splined Clutch Assembly
33. KIT-00525	PTO End Guard
34. KIT-00527	PTO End Guard
35. KIT-00976	Ball Joint Coupling
36. KIT-00977	Ball Joint Coupling
37. KIT-01256	Vari Speed Control Kit (header)
38. KIT-01284	6.0 Belly/Wear Plate Kit
39. KIT-01287	Vari Speed Controller Kit (combine)
40. KIT-01310	Universal Belly Wear Plate Kit
41. KIT-01320	Rotor Pulley Assembly
42. KIT-01320a	Rotor Pulley Assembly
43. KIT-01320b	Rotor Pulley Assembly

44.KIT-01354	Rotor Pulley Assembly
45.RDS-0001	Tacho Kit (2003 & on)
46.RDS-0002	Tacho Kit (2003 & on)
47.RDS-0005	Tacho Kit (2003 & on)

#### **KIT OPTION**

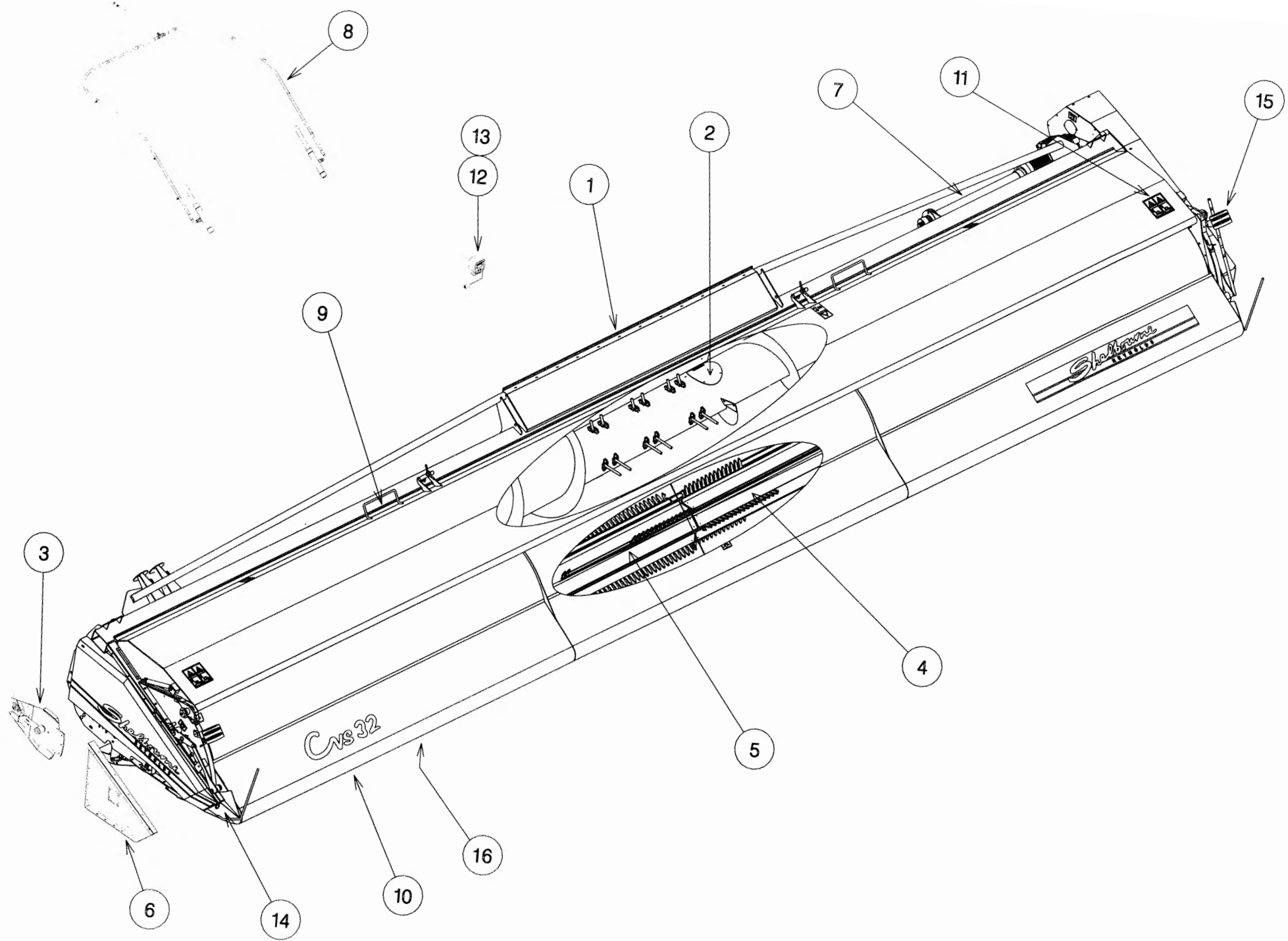
48.KIT-01281	Roller Kit
49.KIT-01286	180' Flight Extension Kit (Hard)
50.KIT-01313	Spill Plate Extension Kit

**Shelbourne Reynolds Engineering Limited**

ASSY NUMBER: 196559 10				ASSY DESCRIPTION: Rvs20 SHELBOURNE HEADER			
ITEM	PART NO	DESCRIPTION	QTY	ITEM	PART NO	DESCRIPTION	QTY
1	196203 20	FRAME & PARTS(2007 & ON)	1	OR	196224 01	DIVIDER SUB (2003 TO 2006)	1
OR	196203 10	FRAME & PARTS(UPTO 2007)	1	OR	196210 01	DIVIDER SUB (PRE 2003)	1
2	196190 30	AUGER ASSY	1	15	196143 09	HEADER LIGHTS SUB(USA ONLY)	1
3	196192 14	AUGER MTG SUB (2007 & ON)	1	16	KIT-01310	BELLY PAN WEAR KIT(2003 ON)	1
OR	196192 03	AUGER MTG SUB(2003 TO 2007)	1	OR	KIT-01284	BELLY PAN WEAR KIT(PRE 2003)	1
OR	196192 01	AUGER MTG SUB (PRE 2003)	1				
4	196174 02	STRIPPING ROTOR ASSY 3.0 LH	1				
5	196173 02	STRIPPING ROTOR ASSY 3.0 RH	1				
6	196202 01	ROTOR MTG SUB	1				
7	196197 02	INPUT GEARBOX MTG SUB	1				
8	196193 10	HYDRAULICS	1				
9	196194 30	TOP DOOR COWL SUB ASSY	1				
10	196195 30	ADJ CROP DEFLECTOR SUB	1				
11	196201 02	EMBLEMS & GUARDS(2006 & ON)	1				
OR	196201 01	EMBLEMS & GUARDS(UP TO 2006)	1				
12	RDS-0005	HEADER MONITORING KIT	1				
13	RDS-0002	COMBINE MONITOR KIT	1				
OR	RDS-0001	COMBINE MONITOR KIT	1				
14	196198 01	DIVIDER SUB (2006 & ON)	1				

**Shelbourne Reynolds Engineering Limited**

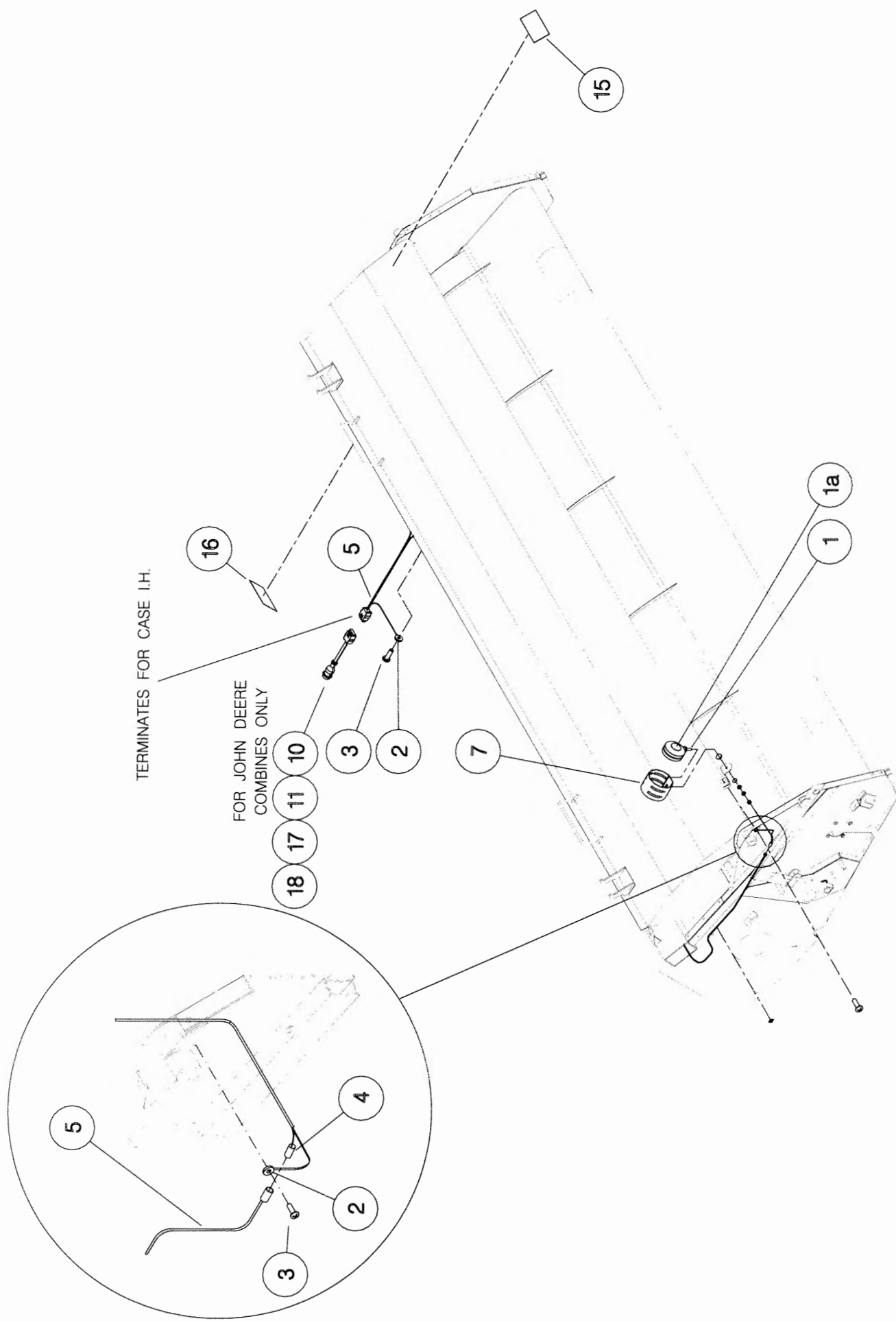
ASSY NUMBER:		196564 10	ASSY DESCRIPTION: Rvs20 SHELBOURNE HEADER				
ITEM	PART NO	DESCRIPTION	QTY	ITEM	PART NO	DESCRIPTION	QTY
1	196203 20	FRAME & PARTS (2007 & ON)	1	14	196198 01	DIVIDER SUB (2006 & ON)	1
OR	196203 10	FRAME & PARTS (UPTO 2007)	1	OR	196224 01	DIVIDER SUB (UP TO 2006)	1
2	196237 10	AUGER ASSY (2007 & ON)	1	15	196143 10	HEADER LIGHTS SUB(USA ONLY)	1
OR	196190 30	AUGER ASSY (UPTO 2007)	1	16	KIT-01310	BELLY PAN WEAR KIT	1
3	196192 14	AUGER MTG SUB (2007 & ON)	1				
OR	196192 03	AUGER MTG SUB (PRE 2007)	1				
4	196228 02	STRIPPING ROTOR ASSY 3.0 LH	1				
5	196173 02	STRIPPING ROTOR ASSY 3.0 RH	1				
6	196202 02	ROTOR MTG SUB	1				
OR	196202 05	ROTOR MTG SUB (2006 ONLY)	1				
7	196197 03	IN.G.BOX MTG SUB	1				
OR	196197 04	IN.G.BOX MTG SUB(2006 ONLY)	1				
8	196193 10	HYDRAULICS	1				
9	196194 30	TOP DOOR COWL SUB ASSY	1				
10	196195 30	ADJ CROP DEFLECTOR SUB	1				
11	196201 02	EMBLEMS & GUARDS	1				
12	RDS-0005	HEADER MONITORING KIT	1				
13	RDS-0002	COMBINE MONITOR KIT	1				



**Shelbourne Reynolds Engineering Limited**

ASSY NUMBER:		196143 10	ASSY DESCRIPTION: HEADER LIGHTS SUB 6.0M				
ITEM	PART NO	DESCRIPTION	QTY	ITEM	PART NO	DESCRIPTION	QTY
1	LMP-10501	INDICATOR LIGHT ASSY	2				
1a	BLB-0075	BULB	2				
2	ETM-00440	LOOP TERMINAL	2				
3	SCW-5180	SELF TAP SCREW	3				
4	ETM-00560	MALE BULLET TERM.	2				
5	193511 01	WIRE LOOM & PLUG ASSY	1				
6							
7	193567 01	INDICATOR GUARD	2				
8							
9							
10	193516 01	LOOM & PLUG ASSY (JD ONLY) (PRE 50 SERIES)	1				
11	195207 01	LOOM & PLUGS ASSY (JD ONLY) (50 SERIES ONWARDS)	1				
12							
13							
14							
15	TPE-00250	REFLECTIVE TAPE - AMBER					
15	TPE-00250	REFLECTIVE TAPE - AMBER					
16	TPE-00251	REFLECTIVE TAPE - RED					
16	TPE-00251	REFLECTIVE TAPE - RED					
17	197040 01	LOOM & PLUG ASSY (CIH ONLY) (8010 SERIES)	1				
18	197147 01	LOOM & PLUG ASSY (NH ONLY) (CX/CR SERIES)	1				







**Shelbourne Reynolds Engineering Limited**

ASSY NUMBER: 196173 02				ASSY DESCRIPTION:STRIPPING ROTOR ASSY (R/H) 3.0m			
ITEM	PART NO	DESCRIPTION	QTY	ITEM	PART NO	DESCRIPTION	QTY
1	192892 01	OUTER HUB CASTING L.H.	1				
2	192892 02	OUTER HUB CASTING R.H.	1				
3	192892 03	INNER HUB CASTING	4				
4	192890 02	ROTOR SECTION	7				
5	193117 02	ROTOR SECTION	1				
6	HSSG10204	SET SCREW	108				
7	193558 01	STANDARD ELEMENT	24				
8	193558 02	END HOLE ELEMENT	8				
9	193558 03	CENTRE END HOLE ELEMENT	8				
10	197717 01	SEED SAVER CTR. (PROFILED EDGE)	24				
OR	193780 01	SEED SAVER CTR. (STRAIGHT EDGE)	24				
11	197719 02	SEED SAVER RH END (PROFILED EDGE)	8				
OR	193782 02	SEED SAVER RH END (STRAIGHT EDGE)	8				
12	197718 01	SEED SAVER RH CTR (PROFILED EDGE)	8				
OR	193781 01	SEED SAVER RH CTR (STRAIGHT EDGE)	8				
13	194109 02	CTR FINGER RH	8				
14	HSSF08174	SET SCREW	176				
15	192679 01	ANTI WRAP PLATE	8				
16	WSH-1034	PENNY WASHER	16				
17	SCW-5180	SELF TAP.SCREW	16				
18	192899 01	IDLE SHAFT W/A	1				
19	KIT-00976	BALL COUPLING KIT	1				
20	192959 01	OUTER CLAMP RING	4				
21	BPG-00200	BODY PLUG	1				
22	193118 01	BALANCE WEIGHT	6				
23	193118 02	BALANCE WEIGHT	2				
24	193382 01	BALANCE WEIGHT	1				

**NOTE.**  
**ITEMS 10, 11 AND 12**  
**BOTH TYPES OF SEED SAVERS ARE**  
**INTERCHANGEABLE BUT FOR BALANCE**  
**REASONS IF MIXING TYPES ON A**  
**ROTOR FIT AS OPPOSITE PAIRS.**

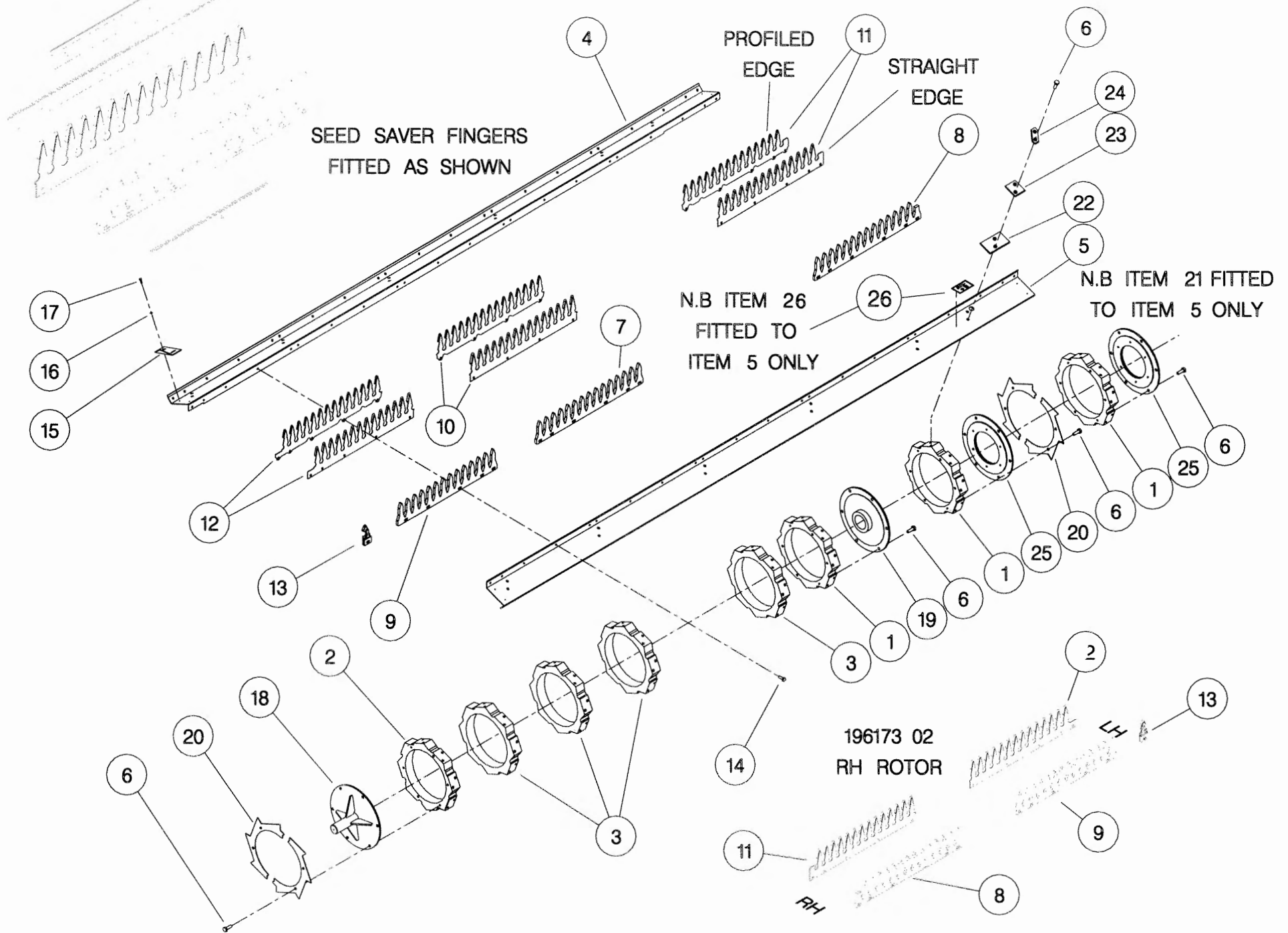
**NOTE.**  
**ITEMS 11 AND 12 ARE CORRECT**  
**PARTS WHEN FINGERS SET WITH**  
**FLANGES UP - IE. AGGRESSIVE**  
**SEE LH ROTOR ASSY PARTS WHEN**  
**FLANGES ARE REQUIRED DOWN.**

**Shelbourne Reynolds Engineering Limited**

ASSY NUMBER:		ASSY DESCRIPTION:STRIPPING ROTOR ASSY (L/H) 3.0m					
ITEM	PART NO	DESCRIPTION	QTY	ITEM	PART NO	DESCRIPTION	QTY
1	192892 01	OUTER HUB CASTING L.H.	1				
2	192892 02	OUTER HUB CASTING R.H.	1				
3	192892 03	INNER HUB CASTING	4				
4	193883 02	ROTOR SECTION	7				
5	193884 02	ROTOR SECTION	1				
6	HSSG10204	SET SCREW	96				
7	193558 01	STANDARD ELEMENT	24				
8	193558 02	END HOLE ELEMENT	8				
9	193558 03	CENTRE END HOLE ELEMENT	8				
10	197717 01	SEED SAVER CTR (PROFILED EDGE)	24				
OR	193780 01	SEED SAVER CTR (STRAIGHT EDGE)	24				
11	197719 01	SEED SAVER LH END (PROFILED DEGE)	8				
OR	193782 01	SEED SAVER LH END (STRAIGHT EDGE)	8				
12	197718 02	SEED SAVER LH CTR (PROFILED EDGE)	8				
OR	193781 02	SEED SAVER LH CTR (STRAIGHT EDGE)	8				
13	194109 01	CTR FINGER LH	8				
14	HSSF08174	SET SCREW	176				
15	192679 01	ANTI WRAP PLATE	8				
16	WSH-1034	PENNY WASHER	16				
17	SCW-5180	SELF TAP.SCREW	16				
18	193103 01	CENTRE SHAFT W/A	1				
19	KIT-00977	BALL COUPLING KIT	1				
20	192959 01	OUTER CLAMP RING	4				
21	BPG-00200	BODY PLUG	1				
22	193118 01	BALANCE WEIGHT	6				
23	193118 02	BALANCE WEIGHT	2				
24	193382 01	BALANCE WEIGHT	1				
25							
26	127075 16	EMBLEM	1				

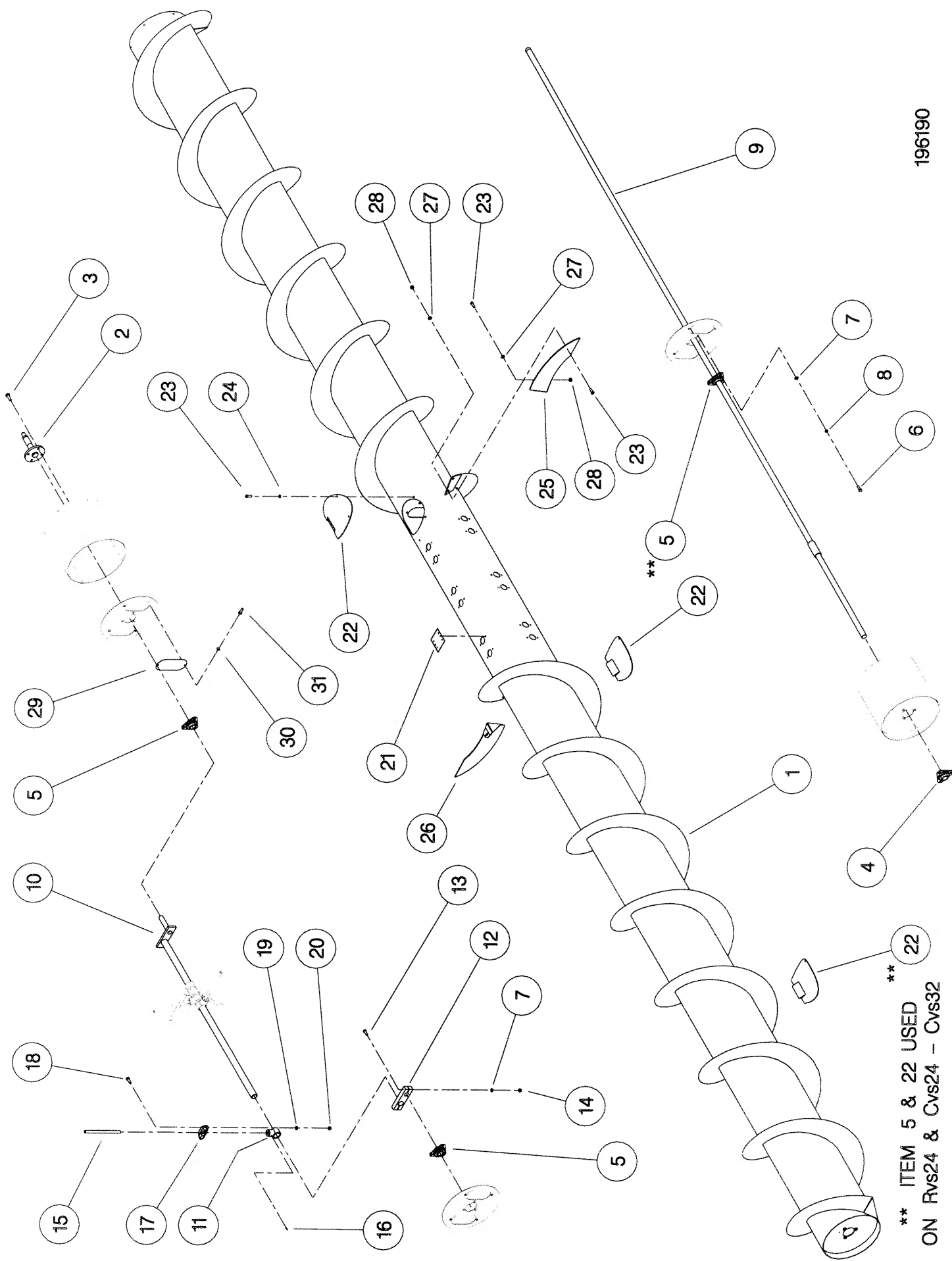
**NOTE.**  
**ITEMS 10, 11 AND 12.**  
**BOTH TYPES OF SEED SAVERS ARE**  
**INTERCHANGEABLE BUT FOR BALANCE**  
**REASONS IF MIXING TYPES ON A**  
**ROTOR FIT AS OPPOSITE PAIRS.**

**NOTE.**  
**ITEMS 11 AND 12 ARE CORRECT**  
**PARTS WHEN FINGERS SET WITH**  
**FLANGES UP - IE. AGGRESSIVE. SEE**  
**RH ROTOR ASSY PARTS WHEN FLANGES**  
**ARE REQUIRED DOWN.**



**Shelbourne Reynolds Engineering Limited**

ASSY NUMBER: 196190 30				ASSY DESCRIPTION: AUGER ASSY Rvs20			
ITEM	PART NO	DESCRIPTION	QTY	ITEM	PART NO	DESCRIPTION	QTY
1	195107 01	AUGER WELD ASSY.	1				
2	195848 01	AUGER DRIVE SHAFT(2003 ON)	1	25	195143 01	AUGER FLIGHT EXTENSION LH	1
OR	194490 01	AUGER DRIVE SHAFT(PRE 2003)	1	26	195143 02	AUGER FLIGHT EXTENSION RH	1
3	HSSF12204	SET SCREW	4	27	WSH-0012	PLAIN WASHER	8
4	BRG-2020	BEARING	1	28	NUT-0263	NYLOC NUT	10
5	BRG-0240	BEARING	2	OR	NUT-0263	NYLOC NUT	4
6	HSS-0191	SET SCREW	9	29	194496 01	COVER PLATE	2
7	WSH-0015	PLAIN WASHER	13	30			
8	WSH-0061	SPRING WASHER	9	31	SCHE05170	SELF TAPPING SCREW	4
9	192363 05	AUGER SHAFT	1				
10	200331 05	AUGER CRANK	1				
11	AUG-02500	FINGER HOLDER	24				
12	200329 02	AUGER CLAMP	1				
13	SCCA10412	CAP HD SKT SCREW	4				
14	NUT-0265	NYLOC NUT	4				
15	200332 02	HARDENED FINGER					
		(16 FINGERS OPTION)	16				
OR		(20 FINGERS OPTION)	20				
OR		(24 FINGERS OPTION)	24				
16	AUG-03000	HAIRPIN COTTER					
		(16 FINGERS OPTION)	16				
OR		(20 FINGERS OPTION)	20				
OR		(24 FINGERS OPTION)	24				
17	AUG-00500	AUGER FINGER GUIDE					
		(16 FINGERS OPTION)	16				
OR		(20 FINGERS OPTION)	20				
OR		(24 FINGERS OPTION)	24				
18	HSS-0086	SET SCREW	48				
19	WSH-0009	PLAIN WASHER	48				
20	NUT-0260	NYLOC NUT	48				
21	190735 01	BLANKING PLATE					
		(16 FINGERS OPTION)	8				
OR		(20 FINGERS OPTION)	4				
OR		(24 FINGERS OPTION)	0				
22	194472 01	INSPECTION COVER	2				
23	SCBA08172	BUT. SCKT HD SCREW	16				
24	WSH-0058	SPRING WASHER	4				
OR	WSH-0058	SPRING WASHER	10				



**Shelbourne Reynolds Engineering Limited**

ASSY NUMBER: 196192 01				ASSY DESCRIPTION: AUGER MTG SUB ASSY			
ITEM	PART NO	DESCRIPTION	QTY	ITEM	PART NO	DESCRIPTION	QTY
1	194489 01	ADJUSTER PLATE LH	1	38			
2	BRG-0240	BEARING	1	39	190119 47	WASHER	1
3	BLT-3745	COACH BOLT	3	40	WSH-0024	PLAIN WASHER	4
4	WSH-0015	PLAIN WASHER	9				
5	NUT-0265	NYLOC NUT	9				
6	200405 01	ADJUSTER	2				
7	200499 01	SPACER	2				
8	BLTA12350	BOLT	2				
9	190119 26	WASHER	2				
10	NUT-0269	NYLOC NUT	4				
11	NUT-0170	NUT	4				
12	WSH-0018	PLAIN WASHER	6				
13	HSS-0330	SET SCREW	4				
14	NUT-0180	PLAIN NUT	9				
15	200407 01	SUPPORT PLATE	2				
16	200408 01	OVERLAP PLATE	2				
17	BLT-3750	COACH BOLT	6				
18							
19	K1008055	KEY	1				
20	KIT-00118	AUGER SLIP CLUTCH (SEE PARTS LIST KIT-00118)	1				
21	WSH-0030	PLAIN WASHER	1				
22	NUT-0580	CASTLE NUT	1				
23	PIN-1150	SPLIT PIN	1				
24	200402 01	ADJUSTER PLATE RH	1				
25	K0807060	KEY	1				
26	200120 03	FINGER ADJUSTER	1				
27	SCW-4540	GRUB SCREW	2				
28	HSS-0241	SET SCREW	1				
29	191774 01	PLATE	1				
30	131041 01	SPROCKET IDLER	2				
31	BRG-1995	BEARING	2				
32	CIR-0470	CIRCLIP	2				
33	190060 06	IDLER SPINDLE	2				
34	191777 01	IDLER ADJ. SCREW	1				
35	191040 01	IDLER SPACER	2				
36	WSH-0070	SPRING WASHER	1				
37	194577 01	WASHER	6				



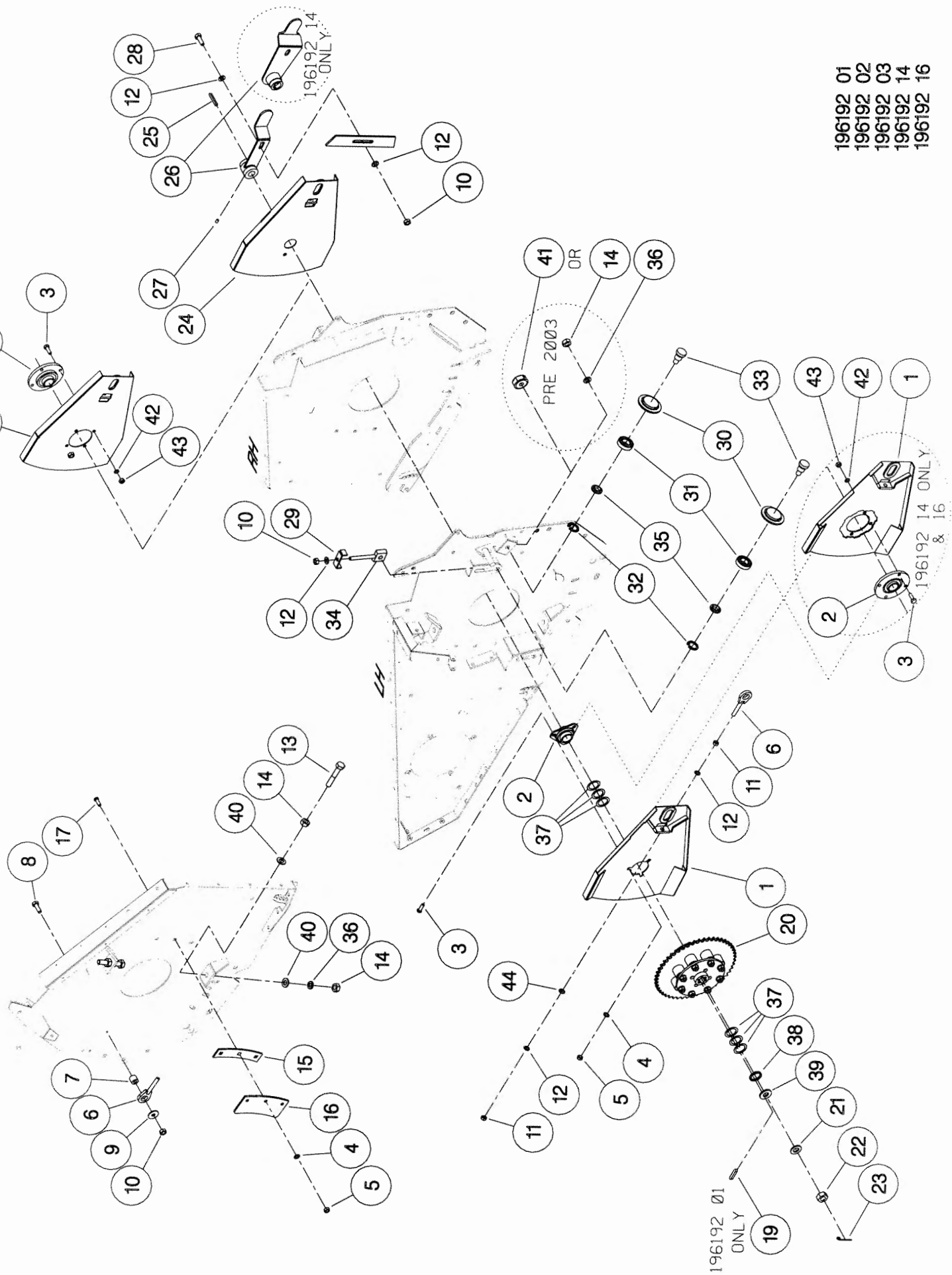
**Shelbourne Reynolds Engineering Limited**

ASSY NUMBER:		196192 03	ASSY DESCRIPTION: AUGER MTG (8 SPRING/SPLINED) SUB ASSY				
ITEM	PART NO	DESCRIPTION	QTY	ITEM	PART NO	DESCRIPTION	QTY
1	195430 01	ADJUSTER PLATE LH	1	38	190119 82	WASHER	1
2	BRG-23520	BEARING	1	39	190119 47	WASHER	1
3	BLT-3745	COACH BOLT	3	40	WSH-0024	PLAIN WASHER	4
4	WSH-0015	PLAIN WASHER	9	41	195889 01	SECURING BLOCK (UPTO 2003)	1
5	NUT-0265	NYLOC NUT	9				
6	200405 01	ADJUSTER	2				
7	200499 01	SPACER	2				
8	BLTA12350	BOLT	2				
9	190119 26	WASHER	2				
10	NUT-0269	NYLOC NUT	4				
11	NUT-0170	NUT	4				
12	WSH-0018	PLAIN WASHER	7				
13	HSS-0330	SET SCREW	4				
14	NUT-0180	PLAIN NUT	8				
15	200407 01	SUPPORT PLATE	2				
16	200408 01	OVERLAP PLATE	2				
17	BLT-3750	COACH BOLT	6				
18							
19							
20	KIT-00121	AUGER SLIP CLUTCH (SEE PARTS LIST KIT-00121)	1				
21	WSH-0030	PLAIN WASHER	1				
22	NUT-0580	CASTLE NUT	1				
23	PIN-1150	SPLIT PIN	1				
24	200402 01	ADJUSTER PLATE RH	1				
25	K0807060	KEY	1				
26	200120 03	FINGER ADJUSTER	1				
27	SCW-4540	GRUB SCREW	2				
28	HSS-0241	SET SCREW	1				
29	191774 01	PLATE (UPTO 2003)	1				
30	131041 01	SPROCKET IDLER	2				
31	BRG-1995	BEARING	2				
32	CIR-0470	CIRCLIP	2				
33	190060 06	IDLER SPINDLE	2				
34	191777 01	IDLER ADJ. SCREW	1				
35	191040 01	IDLER SPACER	2				
36	WSH-0070	SPRING WASHER	1				
37	190119 95	WASHER	6				

**Shelbourne Reynolds Engineering Limited**

ASSY NUMBER: 196192 14				ASSY DESCRIPTION: AUGER MTG(8 SPR/SPL.) SUB ASSY RVS/RSD28			
ITEM	PART NO	DESCRIPTION	QTY	ITEM	PART NO	DESCRIPTION	QTY
1	197342 01	ADJUSTER PLATE LH	1	38	190119 82	WASHER	1
2	BRG-23560	BEARING	1	39	190119 47	WASHER	1
3	HSS-0191	SETSCREW	4	40	WSH-0024	PLAIN WASHER	4
4	WSH-0015	PLAIN WASHER	6	41			
5	NUT-0265	NYLOC NUT	6	42	WSH-0061	SPRING WASHER	4
6	200405 01	ADJUSTER	2	43	NUT-0167	NUT	4
7	200499 01	SPACER	2	44	WSH-0065	SPRING WASHER	2
8	BLTA12350	BOLT	2				
9	190119 26	WASHER	2				
10	NUT-0269	NYLOC NUT	4				
11	NUT-0170	NUT	4				
12	WSH-0018	PLAIN WASHER	7				
13	HSS-0330	SET SCREW	4				
14	NUT-0180	PLAIN NUT	8				
15	200407 01	SUPPORT PLATE	2				
16	200408 01	OVERLAP PLATE	2				
17	BLT-3750	COACH BOLT	6				
18							
19							
20	KIT-00121	AUGER SLIP CLUTCH (SEE PARTS LIST KIT-00121)	1				
21	WSH-0030	PLAIN WASHER	1				
22	NUT-0580	CASTLE NUT	1				
23	PIN-1150	SPLIT PIN	1				
24	197355 01	ADJUSTER PLATE RH	1				
25	K0807060	KEY	1				
26	197356 01	FINGER ADJUSTER	1				
27	SCW-4540	GRUB SCREW	2				
28	HSS-0241	SET SCREW	1				
29	191774 01	PLATE (UPTO 2003)	1				
30	131041 01	SPROCKET IDLER	2				
31	BRG-1995	BEARING	2				
32	CIR-0470	CIRCLIP	2				
33	190060 06	IDLER SPINDLE	2				
34	191777 01	IDLER ADJ.SCREW	1				
35	191040 01	IDLER SPACER	2				
36	WSH-0070	SPRING WASHER	5				
37	190119 95	WASHER	6				

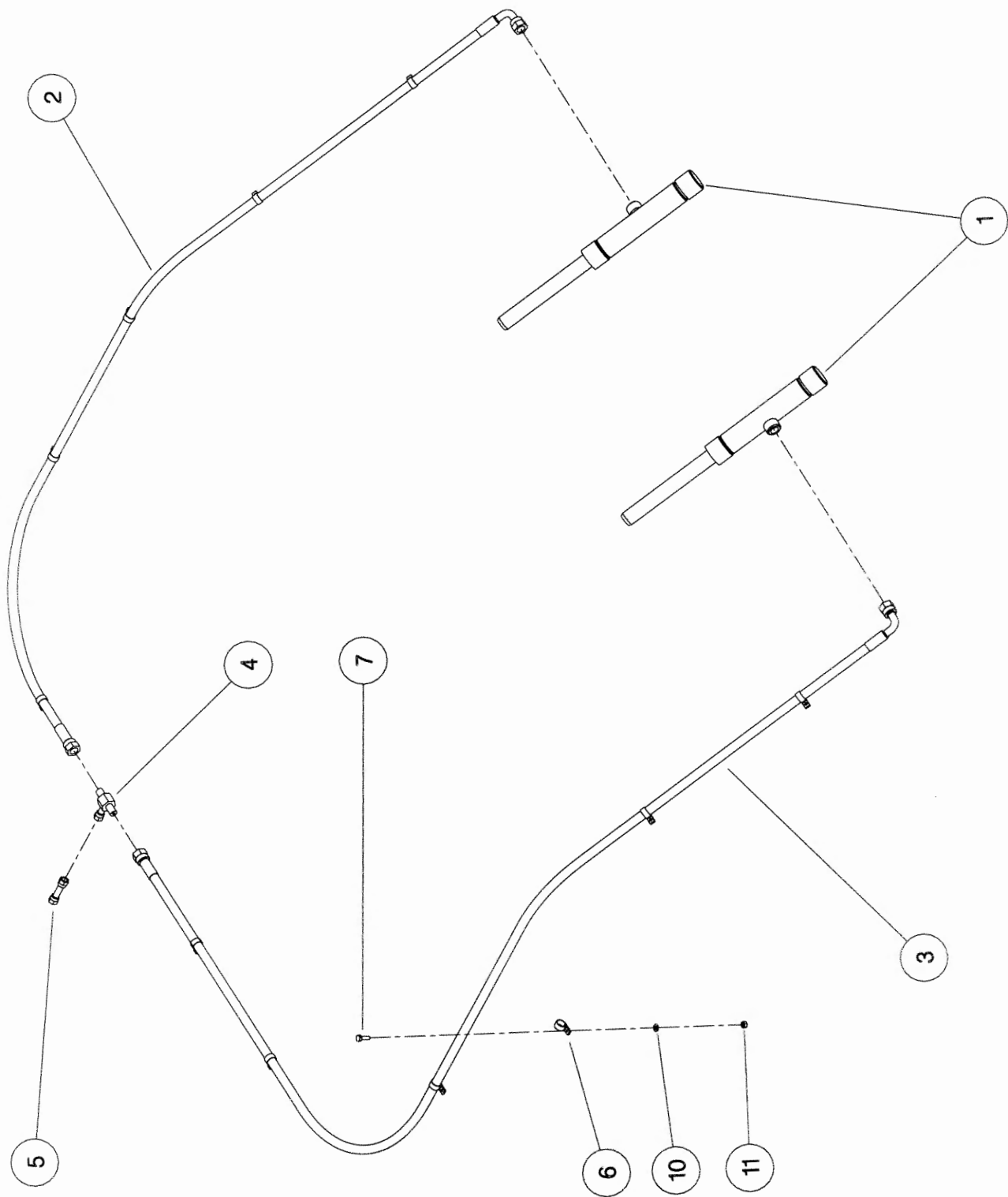
196192 16  
ONLY



- 196192 01
- 196192 02
- 196192 03
- 196192 14
- 196192 16

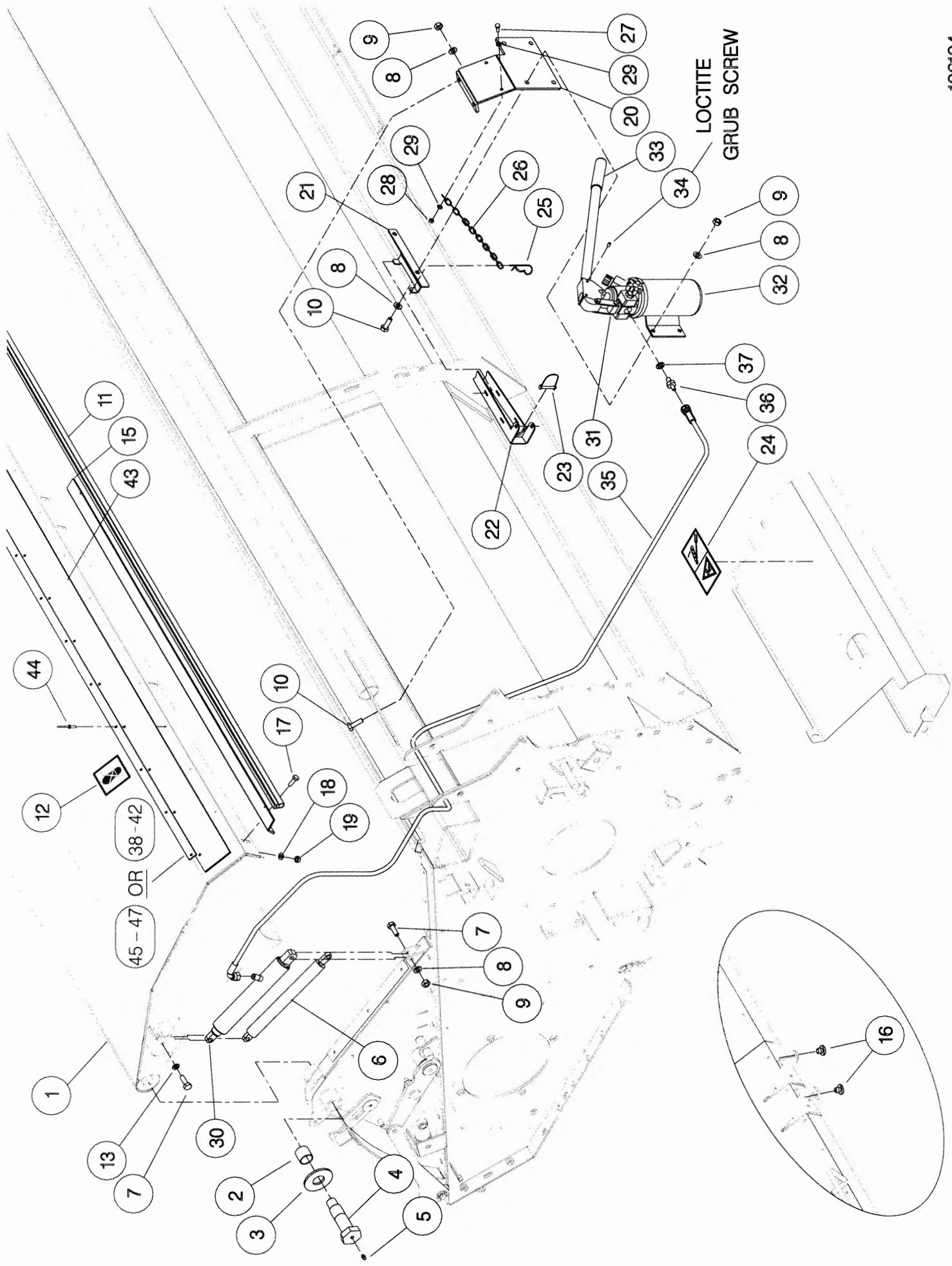
**Shelbourne Reynolds Engineering Limited**

ASSY NUMBER: 196193 10				ASSY DESCRIPTION: HYDRAULIC CIRCUIT SUB Cvs20			
ITEM	PART NO	DESCRIPTION	QTY	ITEM	PART NO	DESCRIPTION	QTY
1	REF	HYDRAULIC RAM	2				
2	HHBC29510	HYDRAULIC HOSE LH	1				
3	HHBC55510	HYDRAULIC HOSE RH	1				
4	HPPD07100	HYD.TEE FITTING	1				
5	FIT-0213	HYD.BULKHEAD FITT	1				
6	CLP-01012	P CLIP	8				
7	SCW-4960	BUTT.SCK.HD SCREW	4				
8							
9							
10	WSH-0009	PLAIN WASHER	4				
11	NUT-0260	NYLOC NUT	4				



**Shelbourne Reynolds Engineering Limited**

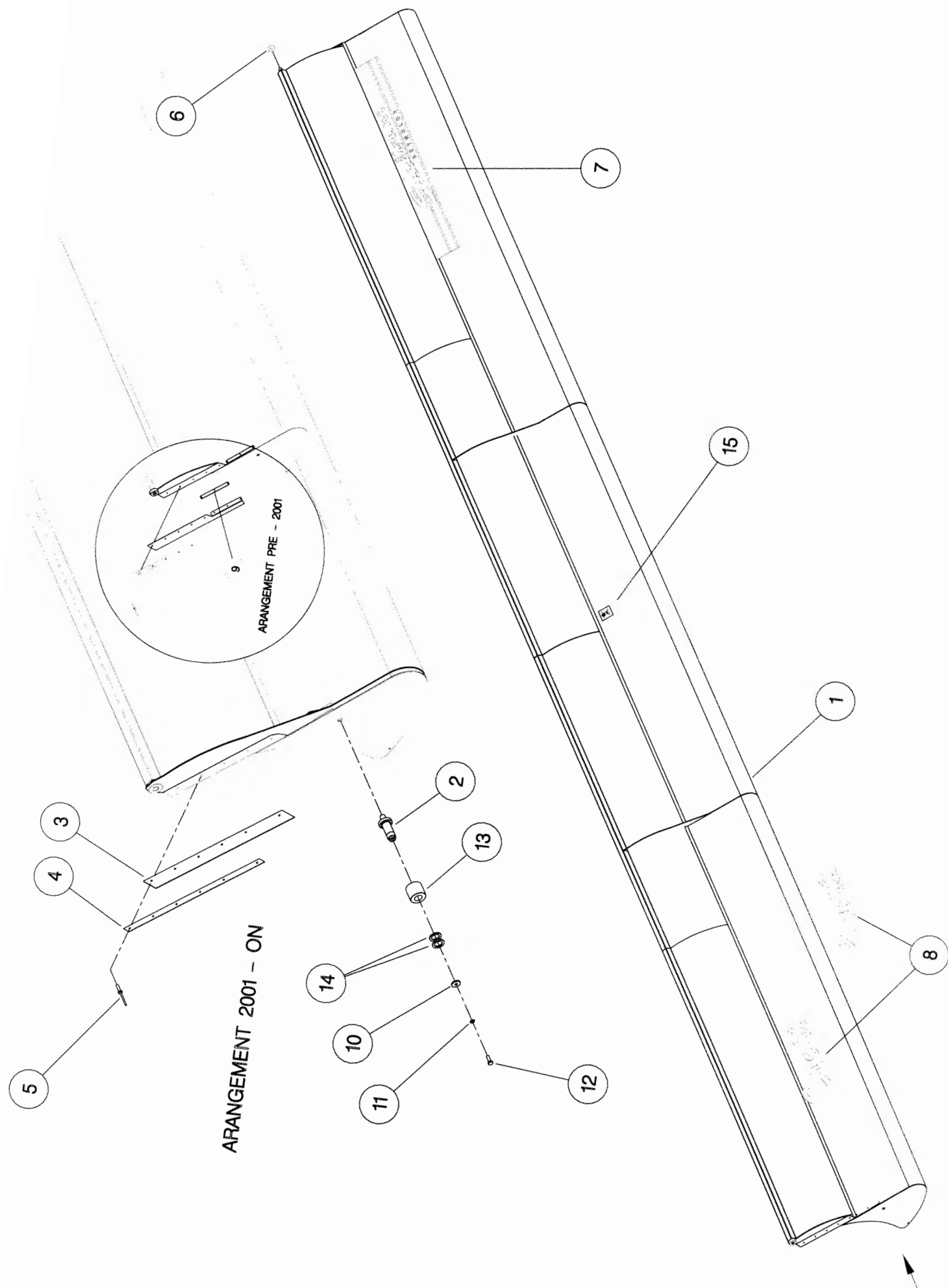
ASSY NUMBER: 196194 30				ASSY DESCRIPTION: TOP DOOR COWL ASSY Rvs20			
ITEM	PART NO	DESCRIPTION	QTY	ITEM	PART NO	DESCRIPTION	QTY
1	197306 21	COWL ASSY (2005 ON)	1	34	SCW-4530	GRUB SCREW (2007&ON)	1
OR	194996 21	COWL ASSY (UPTO 2004)	1	35	HHCC11505	HYD HOSE (2007 & ON)	1
2	BSH-3030	BUSH	2	36	HAPAA0305	HYD REST (2007&ON)	1
3	192813 01	LARGE WASHER	2	37	WSH-1010	DOWTY WASHER(2007 & ON)	1
4	192812 01	COWL PIN	2	38	197615 05	CLAMP STRIP (END) (2007 & ON)	2
5	NIP-0001	GREASE ZERK (UPTO 2009)	2	39	197615 10	CLAMP STRIP (HANDL) (2007 &ON)	2
6	GSTA14404	GAS STRUTT (UPTO 2007)	2	40	197615 11	CLAMP STRIP (INNER) (2007 &ON)	2
7	BLTA10290	BOLT	2	41	197615 13	CLAMP STRIP (SMALL) (2007 &ON)	2
8	WSH-0015	WASHER (2007&ON)	14	42	197615 08	CLAMP STRIP (CENTR) (2007 &ON)	2
OR	WSH-0015	WASHER (UPTO 2007)	2	43	197602 02	SEALING STRIP (20') (2007&ON)	1
9	NUT-0265	NUT (2007 & ON)	8	44	POP-0006	POP RIVETS (2007 & ON)	52
OR	NUT-0265	NUT (UPTO 2007)	2				
10	HSS-0194	SETSCREW (2007 &ON)	6				
11	EDS-11660	SEAL STRIP (UPTO 2007)	1				
12	192718 01	TRANSFER	2				
13	WSH-0061	SPRING WASHER	1				
14	197289 01	SEAL CLAMP PLT (UPTO 2007)	2				
15	197289 02	SEAL CLAMP PLT (UPTO 2007)	4				
16	197810 01	BUMP STOP	4				
17	HSS-0140	SETSCREW (UPTO 2007)	16				
18	WSH-1038	WASHER (UPTO 2007)	16				
19	NUT-0263	NYLOC NUT (UPTO 2007)	16				
20	197607 01	HAND PUMP BRKT (2007 & ON)	1				
21	197606 01	STORAGE BRKT (2007 & ON)	1				
22	197605 01	RAM STOP (2007 & ON)	1				
23	PIN-1720	SPRING D PIN (2007 & ON)	1				
24	210435 01	TRANSFER(RAM STOP) (2007&ON)	1				
25	RCL-0015	R CLIP (2007 & ON)	1				
26	CHN-0145	CHAIN (2007 & ON)	0.17				
27	HSS-0086	SETSCREW (2007 & ON)	1				
28	NUT-0260	NYLOC NUT (2007 & ON)	1				
29	WSH-0009	PLAIN WASHER (2007 &ON)	2				
30	197601 01	HYD CYLINDER (2007 & ON)	1				
30a	RMSK00030	RAM SEAL KIT					
31	JAC-00226	HYD HAND PUMP (2007 & ON)	1				
32	JAC-00221	HYD RESERVOIR (2007 & ON)	1				
33	JAC-00230	JACK HANDLE (2007 & ON)	1				



**Shelbourne Reynolds Engineering Limited**

ASSY NUMBER:		196195 30	ASSY DESCRIPTION: ADJ.CROP DEFLECTOR SUB ASSY Rvs20				
ITEM	PART NO	DESCRIPTION	QTY	ITEM	PART NO	DESCRIPTION	QTY
1	194901 15	ADJ.CROP DEFLECTOR	1				
2	195379 01	SPINDLE (2002 & ON)	2				
OR	192687 01	SPINDLE (UP TO 2001)	2				
3	195432 01	SEAL STRIP(2002 & ON)	2				
OR	195139 01	SEAL STRIP(UP TO 2001)	2				
4	195433 01	CLAMP STRIP(2002 & ON)	2				
OR	194485 01	CLAMP STRIP(UP TO 2001)	2				
5	POP-0006	POP RIVET	12				
6	191642 01	ROLLER	2				
7	191981 01	EMBLEM(SHELBOURNE REYNOLDS)	1				
8	195141 02	EMBLEM(Rvs20)	1				
9	195140 01	FRONT CLAMP STRIP(TO 2001)	2				
10	190119 08	PLAIN WASHER	2				
11	WSH-0058	SPRING WASHER	2				
12	HSS-0140	SETSCREW	2				
13	192688 01	NYLON ROLLER	2				
14	190119 20	WASHER	4				
15	192718 01	TRANSFER	1				





**Shelbourne Reynolds Engineering Limited**

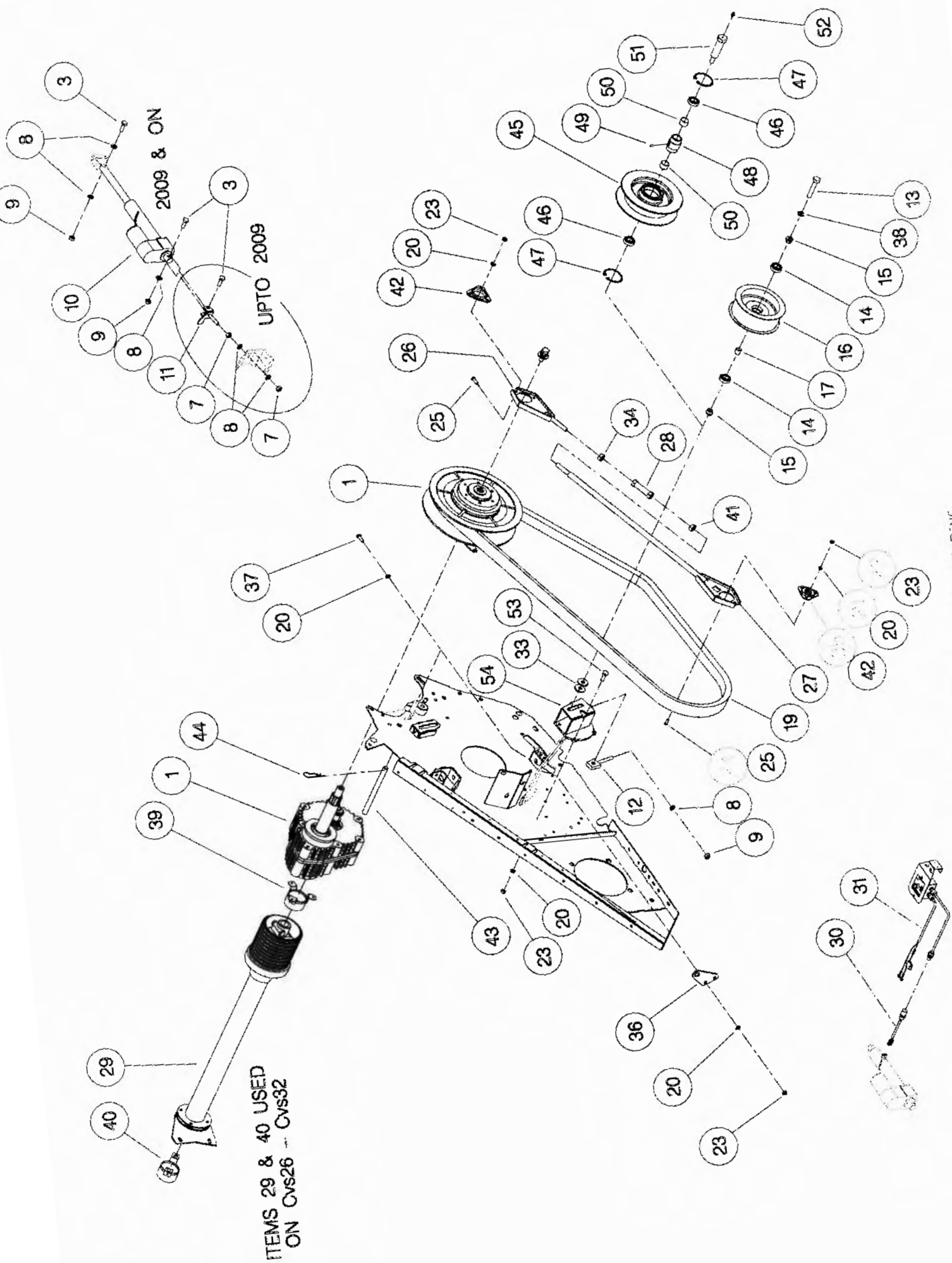
ASSY NUMBER: 196197 02				ASSY DESCRIPTION: INPUT GEARBOX MTG SUB ASSY Cvs18-24			
ITEM	PART NO	DESCRIPTION	QTY	ITEM	PART NO	DESCRIPTION	QTY
1	GEA-0053	INPUT GEARBOX ASSY	1	31	KIT-01287	VARISPEED CONTROL(PRE 2004)	1
2				32	194612 02	SPACER	1
3	BLTA12380	BOLT	2	33	190119 07	WASHER	2
4				34	NUT-0180	PLAIN NUT	1
5				35	BRG-7080	BEARING	1
6				36	195028 01	TIE ROD PLATE	1
7	NUT-0170	NUT	2	37	HSS-0194	SET SCREW	2
8	WSH-0018	WASHER	5	38	WSH-0070	WASHER	1
9	NUT-0269	NUT	2	39	KIT-00527	PTO END GUARD	1
10	MOTE11006	ACTUATOR	1	40			
11	194223 01	ADJUSTER BRACKET	1	41	NUTA11160	PLAIN NUT	1
12	194523 01	ADJUSTER ASSY	1	42	BRG-0240	BEARING	2
13	BLTA16530	BOLT	1	43	197102 01	LOCATING BAR (2005 ON)	1
14	BRG-1995	BEARING	2	44	RCL-0015	R CLIP (2005 ON)	2
15	193871 03	SPACER	2	45			
16	194227 01	IDLER	1	46			
17	194410 01	SPACER	1	47			
18				48			
19	BEL-26361	BELT (2007 & ON)	1	49			
			50				
OR	BEL-25357	BELT (UP TO 2007)	1	51			
				52			
20	WSH-0015	WASHER (2007&ON)	15	53	SCW-0516	BUT SK SCREW(2007&ON)	5
OR	WSH-0015	WASHER (UPTO 2007)	10	54	195945 01	IDLER MTG BRKT (2007 & ON)	1
21	WSH-0012	WASHER	3				
22	NUT-0263	NUT	5				
23	NUT-0265	NUT (2007&ON)	13				
OR	NUT-0265	NUT (UPTO 2007)	8				
24	BLT-2730	COACHBOLT	3				
25	BLT-3750	COACHBOLT	6				
26	197529 01	TIE ROD END ASSY(2007 & ON)	1				
OR	194378 01	TIE ROD END ASSY(UPTO 2007)	1				
27	197530 01	TIE BAR ASSY(2007 & ON)	1				
OR	195863 01	TIE BAR ASSY(30mm UPTO 2007)	1				
OR	194376 01	TIE BAR ASSY(25mm BEARING)	1				
28	194379 01	TIE ROD ADJUSTER	1				
29							
30	KIT-01256	VARISPEED CONTROL(HEADER)	1				

**Shelbourne Reynolds Engineering Limited**

ASSY NUMBER: 196197 03				ASSY DESCRIPTION: INPUT GEARBOX MTG SUB ASSY Cvs18-24			
ITEM	PART NO	DESCRIPTION	QTY	ITEM	PART NO	DESCRIPTION	QTY
1	GEA-0054	INPUT GEARBOX ASSY	1	33	190119 07	WASHER	2
2				34	NUT-0180	PLAIN NUT	1
3	BLTA12380	BOLT	2	35			
4				36	195028 01	TIE ROD PLATE	1
5				37	HSS-0194	SET SCREW	2
6				38	WSH-0070	WASHER	1
7	NUT-0170	NUT (UPTO 2009)	2	39	KIT-00527	PTO END GUARD	1
8	WSH-0018	WASHER	4	40			
9	NUT-0269	NUT	3	41	NUTA11160	PLAIN NUT	1
10	MOTE11006	ACTUATOR	1	42	BRG-0240	BEARING	2
11	194223 01	ADJUSTER BRACKET (UPTO 2009)	1	43	197102 01	LOCATING BAR	1
12	194523 01	ADJUSTER ASSY	1	44	RCL-0015	R-CLIP	2
13	BLTA16530	BOLT	1	45			
14	BRG-1995	BEARING	2	46			
15	193871 03	SPACER	2	47			
16	194227 01	IDLER	1	48			
17	194410 01	SPACER	1	49			
18				50			
19	BEL-27357	BELT 57x30.3	1	51			
20	WSH-0015	WASHER	10	52			
OR	WSH-0015	WASHER (2007-08)	15	53	SCW-0516	BUT SK SCREW(2007-08)	5
21				54	195945 01	IDLER MTG BRKT (2007-08)	1
22							
23	NUT-0265	NUT	8				
OR	NUT-0265	NUT (2007-08)	13				
24							
25	BLT-3750	COACHBOLT	6				
26	197529 01	TIE ROD END ASSY(2007 & ON)	1				
OR	194378 01	TIE ROD END ASSY(UP TO 2007)	1				
27	197530 01	TIE BAR ASSY (2007 & ON)	1				
OR	195863 01	TIE BAR ASSY (UP TO 2007)	1				
28	194379 01	TIE ROD ADJUSTER	1				
29							
30	KIT-01256	VARI SPEED CONTROL(HEADER)	1				
31							
32							

**Shelbourne Reynolds Engineering Limited**

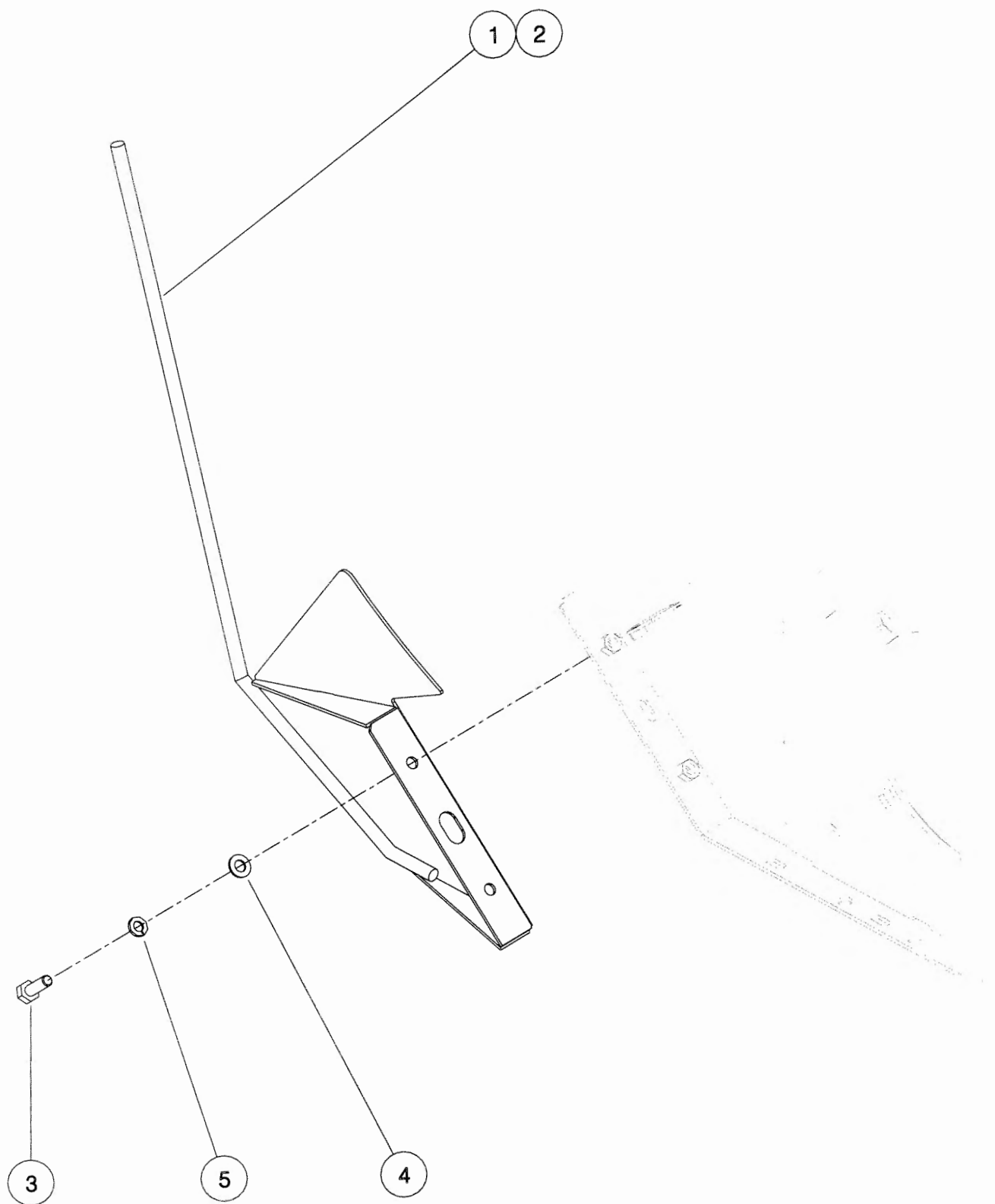
ASSY NUMBER: 196197 04				ASSY DESCRIPTION: INPUT GEARBOX MTG SUB ASSY 18-24'			
ITEM	PART NO	DESCRIPTION	QTY	ITEM	PART NO	DESCRIPTION	QTY
1	GEA-0054	INPUT GEARBOX ASSY	1	38			
2				39	KIT-00527	PTO END GUARD	1
3	BLTA12380	BOLT	2	40			
4				41	NUTA11160	PLAIN NUT	1
5				42	BRG-0240	BEARING	2
6				43	197102 01	LOCATING BAR	1
7	NUT-0170	NUT	2	44	RCL-0015	R-CLIP	2
8	WSH-0018	WASHER	5	45	197512 01	VEE PULLEY IDLER	1
9	NUT-0269	NUT	2	46	BRG-14500	BEARING	2
10	MOTE11006	ACTUATOR	1	47	CIR-0750	INTERNAL CIRCLIP	2
11	194223 01	ADJUSTER BRACKET	1	48	197514 01	SLIDING HUB	1
12	194523 01	ADJUSTER ASSY	1	49	SCW-4531	GRUB SCREW	1
13				50	BSHH03047	BUSH	2
14				51	197513 01	IDLER SPINDLE	1
15				52	NIP-00600	GREASE NIPPLE	1
16							
17							
18							
19	BEL-26361	BELT	1				
20	WSH-0015	WASHER	10				
21							
22							
23	NUT-0265	NUT	8				
24							
25	BLT-3750	COACHBOLT	6				
26	197529 01	TIE ROD END ASSY	1				
27	197530 01	TIE BAR ASSY	1				
28	194379 01	TIE ROD ADJUSTER	1				
29							
30	KIT-01256	VARI SPEED CONTROL (HEADER)	1				
31							
32							
33	190119 07	WASHER	1				
34	NUT-0180	PLAIN NUT	1				
35							
36	195028 01	TIE ROD PLATE	1				
37	HSS-0194	SET SCREW	2				



PARTS IN FEINT TEXT USE WITH 25mm BEARING

***Shelbourne Reynolds Engineering Limited***

ASSY NUMBER:		196198 01		ASSY DESCRIPTION:DIVIDER SUB ASSY			
ITEM	PART NO	DESCRIPTION	QTY	ITEM	PART NO	DESCRIPTION	QTY
1	194501 01	DIVIDER ASSY LH	1				
2	194501 02	DIVIDER ASSY RH	1				
3	HSS-0194	SETSCREW	4				
4	WSH-0015	WASHER	4				
5	WSH-0061	WASHER	4				



196198 01

**Shelbourne Reynolds Engineering Limited**

ASSY NUMBER: 196201 01				ASSY DESCRIPTION: EMBLEMS AND GUARDS SUB Cvs ( UPTO 2003)			
ITEM	PART NO	DESCRIPTION	QTY	ITEM	PART NO	DESCRIPTION	QTY
1	195418 01	FRONT L.H. GUARD(2002 ON)	1	33			
OR	195031 01	FRONT L.H. GUARD(TO 2001)	1	34	TNF-0011	EMBLEM (READ MANUAL)	1
2	HSS-0140	SET SCREW	17	35	127075 12	EMBLEM (GREASE 10 HOURS)	3
3	WSH-0058	SPRING WASHER	13	36	TNF-0010	EMBLEM (FLYING OBJECTS)	2
4	WSH-1038	PENNY WASHER	20	37			
5	195559 01	LH SIDE GUARD(LATE 2002 ON)	1	38	193395 01	EMBLEM (TENSILOCK)	4
OR	195413 01	LH SIDE GUARD(EARLY 2002)		39	190702 04	EMBLEM (SLING POINT)	4
OR	195021 01	LH SIDE GUARD(UP TO 2002)		40	195391 01	EMBLEM (SHEARBOLT PART No.)	1
6	195852 01	L.H. REAR GUARD(2003 ON)	1	41			
OR	195415 01	L.H. REAR GUARD(2002 ONLY)		42	192953 01	EMBLEM (1/4 TURN) (PRE 2003)	1
OR	195037 01	L.H. REAR GUARD(UP TO 2002)		43	193392 01	EMBLEM (STOP ENG BEFORE...)	1
7	195017 01	L.H. TOP GUARD	1	44	193393 01	EMBLEM (STOP ENG BEFORE...)	1
8	HSS-0084	SET SCREW	1	45	TNF-0012	EMBLEM (DONT HANG CHAIN)	1
9	WSH-0056	SPRING WASHER	1			(PTO GUARD)	
10	NUT-0263	NYLOC NUT	17			(AUGER ROTOR SPEED)	
11	191355 01	COVER	1	46			
12	SCW-4701	THUMB SCREW	1	47	193394 01	EMBLEM (ENGAGE STRIP ROTOR)	1
13	WSH-1036	PENNY WASHER	1	48	127075 16	EMBLEM (GREASE 50 HOURS)	7
14	WSH-0009	PLAIN WASHER	4	49			
15	NUT-0260	NYLOC NUT	4	50	HSS-0145	SET SCREW	6
16	HSS-0058	SET SCREW	2	51	BLTF10231	COACH BOLT	8
17	194921 01	LH REAR BACK PLATE ASSY	1	52	CHN-0145	CHAIN	0.17
18	HSS-0198	SET SCREW	5	52	CHN-0145	CHAIN (2003 ON)	0.17
19	WSH-0015	PLAIN WASHER	18	53	RCL-0015	R CLIP	1
20	NUT-0265	NYLOC NUT	18	54	195386 01	REAR GUARD HINGE ASSY	1
21	BLTA10380	SHEARBOLT	5	55	195383 01	FRONT GUARD HINGE ASSY	1
22	BPG-00200	BODY PLUG	1	56	195387 01	HINGE	2
23	194873 01	R.H. GUARD ASSY	1	57	WSH-0006	PLAIN WASHER	2
24	BLTA08440	BOLT	2	58	197515 01	TIE ROD SUPP.(MID 2006 & ON)	1
25				OR	195417 01	TIE ROD SUPP.(2002-MID 2006)	1
26	195879 01	STAY ROD (2003 ON)	1	OR	194877 01	TIE ROD SUPP.(UP TO 2001)	1
OR	195038 01	STAY ROD (UPTO 2003)	1	59	HND-0000	PLASTIC HANDLE(2002 ON)	1
27	194364 01	CANNISTER BRACKET	1	60	195449 02	SPACER(50.5 LG LATER 2002)	2
28	WDA-00025	CANNISTER	1	OR	195449 01	SPACER(38.5 LG EARLY 2002)	2
29	RCL-0010	R CLIP (UP TO 2003)	2	61	NUT-0258	NYLOC NUT	2
30	191359 01	IDENTIFICATION PLATE	1	62	LTC-0010	¼ TURN FASTENER(2002 ONLY)	1
31	POP-0006	POP RIVET	4	63	LTC-0012	RETAINING WASHER(2002 ONLY)	1
32	195470 01	EMBLEM (STRIPES & SRE)	2	OR	LTC-00040	SLAM LATCH(UP TO 2002)	1



***Shelbourne Reynolds Engineering Limited***

ITEM		PART NO	DESCRIPTION	QTY	ASSY DESCRIPTION: EMBLEMS AND GUARDS SUB Cvs( UP TO 2003)			
64		PIN-01950	LYNCH PIN(2003 ON)	1				
65		195412 02	LATCH PLATE (2003 ON)	1				
66		195036 01	STAY CATCH (2003 ON)	1				

**Shelbourne Reynolds Engineering Limited**

ASSY NUMBER:		196201 02	ASSY DESCRIPTION: EMBLEMS AND GUARDS SUB (2004 ON)				
ITEM	PART NO	DESCRIPTION	QTY	ITEM	PART NO	DESCRIPTION	QTY
1	197103 01	FRONT L.H. GUARD	1	39	190702 04	EMBLEM (SLING POINT)	4
2	HSS-0140	SET SCREW	17	40	195391 01	EMBLEM (SHEARBOLT PART No.)	1
3	WSH-0058	SPRING WASHER	13	41			
4	WSH-1038	PENNY WASHER	20	42			1
5	195559 01	LH SIDE GUARD	1	43	193392 01	EMBLEM (STOP ENG BEFORE...)	1
6	195852 01	L.H. REAR GUARD	1	44	193393 01	EMBLEM (STOP ENG BEFORE...)	1
7	195017 01	L.H. TOP GUARD	1	45	TNF-0012	EMBLEM (DONT HANG CHAIN)	1
8	HSS-0086	SET SCREW	4			(PTO GUARD)	
9	WSH-0056	SPRING WASHER	1			(AUGER ROTOR SPEED)	
10	NUT-0263	NYLOC NUT	17	46			
11	191355 01	COVER	1	47	193394 01	EMBLEM (ENGAGE STRIP ROTOR)	1
12	SCW-4701	THUMB SCREW	1	48	127075 16	EMBLEM (GREASE 50 HOURS)	7
13	WSH-1036	PENNY WASHER	1	49			
14	WSH-0009	PLAIN WASHER	9	50	HSS-0145	SET SCREW	6
15	NUT-0260	NYLOC NUT	5	51	BLTF10231	COACH BOLT	8
16	HSS-0058	SET SCREW	2	52	CHN-0145	CHAIN	0.17
17	195938 01	LH REAR BACK PLATE ASSY	1	52	CHN-0145	CHAIN	0.17
18	HSS-0198	SET SCREW	5	53	RCL-0015	R CLIP	1
19	WSH-0015	PLAIN WASHER	18	54	195386 01	REAR GUARD HINGE ASSY	1
20	NUT-0265	NYLOC NUT	18	55	195383 01	FRONT GUARD HINGE ASSY	1
21	BLTA10380	SHEARBOLT	5	56	195387 01	HINGE (MID 2008 & ON)	1
22				OR	195387 01	HINGE (UPTO MID 2008)	2
23	194873 01	R.H. GUARD ASSY	1	57	WSH-0006	PLAIN WASHER	2
24	BLTA08440	BOLT	2	58	197515 01	TIE ROD SUPP.(MID 2006 & ON)	1
25	197782 01	LOCKING HINGE	1	OR	195417 01	TIE ROD SUPP.(UPTO MID 206)	1
26	195879 01	STAY ROD (UPTO MID 2008)	1	59	HND-0000	PLASTIC HANDLE	1
27	194364 01	CANNISTER BRACKET	1	60	195449 02	SPACER	2
28	WDA-00025	CANNISTER	1	61	NUT-0258	NYLOC NUT	2
29				62			
30	191359 01	IDENTIFICATION PLATE	1	63			
31	POP-0006	POP RIVET	4	64	PIN-01950	LYNCH PIN	1
32	195470 01	EMBLEM (STRIPES & SRE)	2	65	195412 02	LATCH PLATE	1
33	21616337	LABEL (GREASE SYMBOL)	3	66	195036 01	STAY CATCH (UPTO MID 2008)	1
34	TNF-0011	EMBLEM (READ MANUAL)	1				
35	127075 12	EMBLEM (GREASE 10 HOURS)	3				
36	TNF-0010	EMBLEM (FLYING OBJECTS)	2				
37	197612 01	EMBLEM (HEADER MAINTENANCE)	1				
38	193395 01	EMBLEM (TENSILOCK)	4				



**Shelbourne Reynolds Engineering Limited**

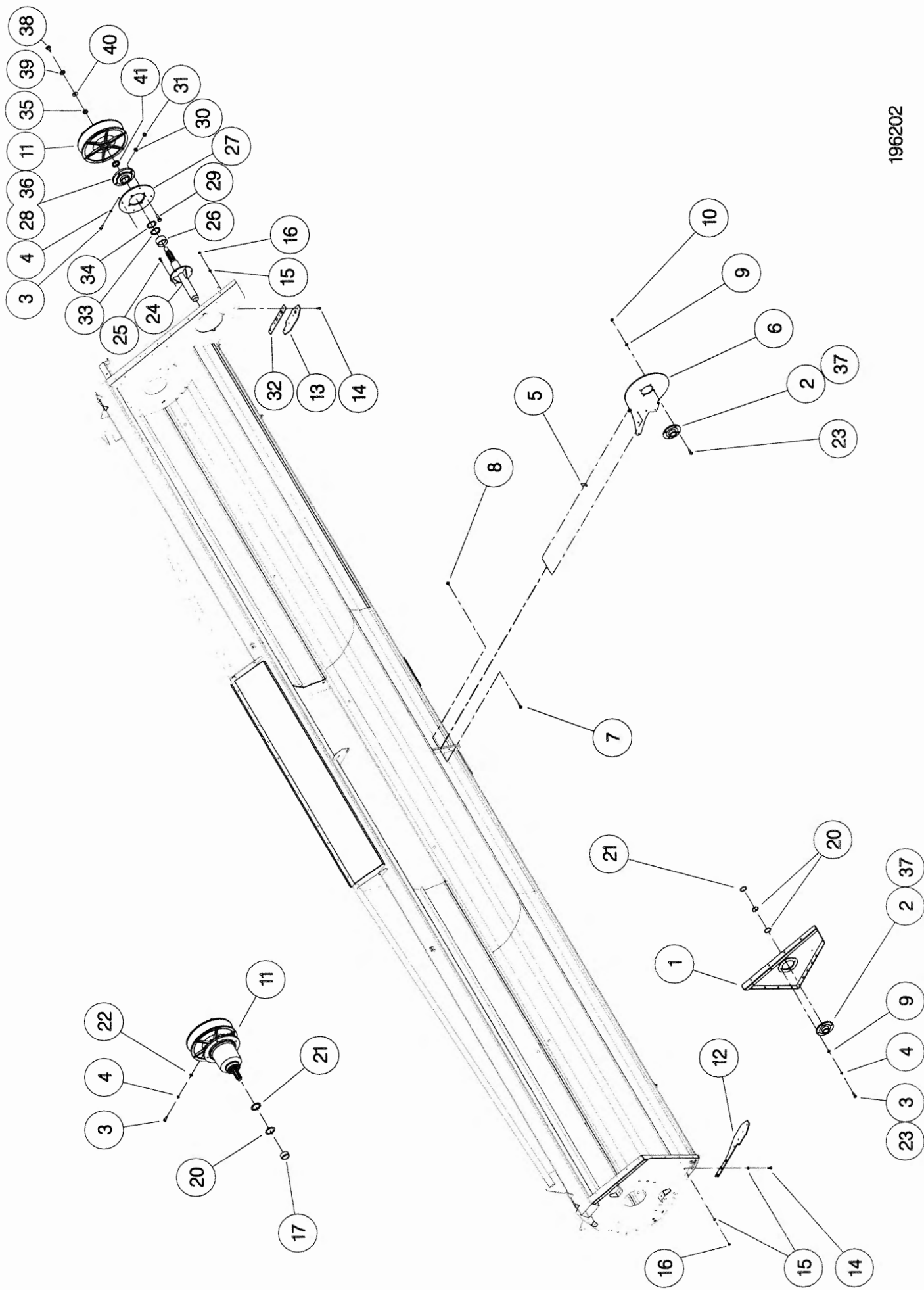
ASSY NUMBER: 196202 01				ASSY DESCRIPTION: ROTOR MTG SUB ASSY			
ITEM	PART NO	DESCRIPTION	QTY	ITEM	PART NO	DESCRIPTION	QTY
1	194915 01	RH SIDE PLATE W/A	1				
2	BRG-3275	BEARING	2				
3	HSS-0241	SETSCREW	7				
4	WSH-0065	WASHER	8				
5	194401 01	SHIM	3				
6	194400 01	DIVISION PLATE	1				
7	BLTA12290	BOLT	5				
8	NUTA07120	AERO-TIGHT NUT	5				
9	WSH-0018	WASHER	8				
10	NUT-0269	NUT	4				
11	GEA-0063	ROTOR GEARBOX ASSY	1				
12	194404 01	DIVIDING PLATE RH	1				
13	194402 01	DIVIDING PLATE LH	1				
14	SCW-0516	SCREW	11				
15	WSH-0015	WASHER	14				
16	NUT-0265	NUT	11				
17	193071 02	SPACER	1				
18							
19							
20	192876 01	SHIM					
21	192876 02	SHIM					
22	190119 04	WASHER	4				
23	HSS-0250	SETSCREW	5				
24							
25							
26							
27							
28							
29							
30							
31							
32	197123 01	FOOT PACKER PLATE	1				
33							
34							
35							
36							
37	NIP-00600	GREASE NIPPLE	2				

**Shelbourne Reynolds Engineering Limited**

ASSY NUMBER: 196202 02				ASSY DESCRIPTION: ROTOR MTG SUB ASSY			
ITEM	PART NO	DESCRIPTION	QTY	ITEM	PART NO	DESCRIPTION	QTY
1	194915 01	RH SIDE PLATE W/A	1	35	190548 56	SPACER (2007 & ON) (4mm)	1
2	BRG-3275	BEARING	2	OR	197115 02	SPACER(2005 & 2006) (6mm)	1
3	HSS-0235	SETSCREW	7	OR	197115 01	SPACER(UP TO 2005) (11.5mm)	1
4	WSH-0065	WASHER	8	36	NIP-0001	GREASE NIPPLE	1
5	194401 01	SHIM	3	37	NIP-00600	GREASE NIPPLE	2
6	194400 01	DIVISION PLATE	1	38	197485 01	RETAINING STUB (2007 & ON)	1
7	BLTA12290	BOLT	5	OR	HSS-0315	SETSCREW(UP TO 2007)	1
8	NUTA07120	AERO-TIGHT NUT	5	39	WSH-0070	SPRING WASHER	1
9	WSH-0018	WASHER	8	40	190119 07	WASHER(UP TO 2007)	1
10	NUT-0269	NUT	4	41	197487 01	SPACER (2007-2008)	1
11	KIT-01320B	PULLEY ASSY (2007,2008 &ON)	1			ONLY REQUIRED IF ITEM 24 IS 197109 01	
OR	KIT-01320A	PULLEY ASSY (2007 & 2008)	1				
OR	KIT-01320	CONSULT SHELBOURNE REYNOLDS					
12	194404 01	PULLEY ASSY (UP TO 2007)	1				
13	194402 01	DIVIDING PLATE RH	1				
14	SCW-0516	DIVIDING PLATE LH	1				
15	WSH-0015	SCREW	11				
16	NUT-0265	WASHER	20				
17		NUT	11				
18							
20	192876 01	SHIM					
21	192876 02	SHIM					
22							
23	HSS-0250	SETSCREW	5				
24	198077 01	DRIVE SHAFT W/A (2009 & ON)	1				
OR	197109 01	DRIVE SHAFT W/A (UPTO 2009)	1				
25	HSSG10204	SET SCREW	6				
26							
27	195922 01	BEARING SUPPORT	1				
28	BRG-26041	BEARING	1				
29	HSS-0318	SETSCREW	4				
30	WSH-0024	WASHER	4				
31	NUT-0271	NUT	4				
32	197123 01	FOOT PACKER PLATE	1				
33	190548 30	WASHER	2				
34	190548 31	WASHER	2				

**Shelbourne Reynolds Engineering Limited**

ASSY NUMBER: 196202 05				ASSY DESCRIPTION: ROTOR MTG SUB ASSY			
ITEM	PART NO	DESCRIPTION	QTY	ITEM	PART NO	DESCRIPTION	QTY
1	194915 01	RH SIDE PLATE W/A	1	38	197485 01	RETAINING STUB	1
2	BRG-3275	BEARING	2	39	WSH-0070	SPRING WASHER	1
3	HSS-0235	SETSCREW	7	40			
4	WSH-0065	WASHER	8	41	197487 01	SPACER	1
5	194401 01	SHIM	3				
6	194400 01	DIVISION PLATE	1				
7	BLTA12290	BOLT	5				
8	NUTA07120	AERO-TIGHT NUT	5				
9	WSH-0018	WASHER	8				
10	NUT-0269	NUT	4				
11	KIT-01354	PULLEY ASSY	1				
12	194404 01	DIVIDING PLATE RH	1				
13	194402 01	DIVIDING PLATE LH	1				
14	SCW-0516	SCREW	11				
15	WSH-0015	WASHER	20				
16	NUT-0265	NUT	11				
17							
18							
19							
20	192876 01	SHIM					
21	192876 02	SHIM					
22							
23	HSS-0250	SETSCREW	5				
24	197109 01	DRIVE SHAFT W/A	1				
25	HSSG10204	SET SCREW	6				
26							
27	195922 01	BEARING SUPPORT	1				
28	BRG-26041	BEARING	1				
29	HSS-0318	SETSCREW	4				
30	WSH-0024	WASHER	4				
31	NUT-0271	NUT	4				
32	197123 01	FOOT PACKER PLATE	1				
33	190548 30	WASHER	2				
34	190548 31	WASHER	2				
35	190548 56	SPACER	1				
36	NIP-0001	GREASE NIPPLE	1				
37	NIP-00600	GREASE NIPPLE	2				







**Shelbourne Reynolds Engineering Limited**

ASSY NUMBER: 196203 10				ASSY DESCRIPTION: FRAME & PARTS SUB Cvs/Rvs20			
ITEM	PART NO	DESCRIPTION	QTY	ITEM	PART NO	DESCRIPTION	QTY
1	197371 01	20 MAIN FRAME (2007 & ON)	1	35	NUT-0260	NUT	17
OR	197118 01	Cvs20 MAIN FRAME(UPTO 2007)		36	194381 01	LIGHT BRACKET LH	1
2	194395 01	SKID	2	37	194381 02	LIGHT BRACKET RH	1
3	193828 01	SKID ADJUSTER PLATE LH	2	38	192809 01	NOSE STOP LATCH	1
4	193828 02	SKID ADJUSTER PLATE RH	2	39	190119 05	WASHER	1
5	190119 07	WASHER	8	40	WSH-0058	SPRING WASHER	16
6	WSH-0070	WASHER	16	41	HSS-0135	SET SCREW	16
7	HSS-0316	SET SCREW	16	42	193221 01	HEADER STAND BRACKET	1
8	194545 01	RUBBER SEAL	1	43	193222 01	HEADER FRONT STAND	2
9	194493 01	CLAMP STRIP	1	44	HSS-0140	SET SCREW	32
10	POP-0006	POP RIVET	25	45	WSH-0012	PLAIN WASHER	17
11	194913 01	TOP SIDE PLATE LH	1	46	NUT-0263	NYLOC NUT	38
12	194913 02	TOP SIDE PLATE RH	1	47	193244 01	RETAINING NUT	2
13	HSS-0191	SET SCREW	26	48	193248 01	RETAINING SCREW	2
14	WSH-0015	PLAIN WASHER	38	49	BLTA12380	BOLT	2
15	NUT-0265	NYLOC NUT	14	50	193251 01	RETAINING BAR	2
16	195075 01	HYDRAULIC RAM	2	51	NUT-0170	PLAIN NUT	2
16a	RMSK00030	RAM SEAL KIT		52	194000 01	RUBBER SEAL	2
17	194987 01	LOCKING ASSY	2	53	193233 02	SEAL CLAMP	2
18	HSSA24994	SET SCREW	2	54	193229 01	SEAL CLAMP LONG	2
19	NUT-0190	PLAIN NUT	10	55	SCW-4960	BUTT SCK HD SCREW	12
20	BSH-3070	BUSH	4	56	194385 01	RUNNER ASSY LH	1
21	WSH-1547	PLAIN WASHER	2	57	194385 02	RUNNER ASSY RH	1
22	CIR-1150	CIRCLIP	2	58	SCW-1735	CSK SOC HD SCREW	6
23	194538 06	LIFT ARM LH (2002 ON)	1	59	193363 01	ROTOR DEFLECTOR	2
OR	194538 01	LIFT ARM RH (PRE 2002)		60	HSS-0084	SET SCREW	17
24	194538 07	LIFT ARM RH (2002 ON)	1	61	WSH-0056	SPRING WASHER	17
OR	104538 02	LIFT ARM RH(PRE 2002)		62	195126 01	FORK LIFT SHOE PLATE	2
25	NIP-0207	GREASE NIPPLE	2	63	HSS-0194	SET SCREW	8
26	WSH-0018	PLAIN WASHER	8	64	195855 01	1 <sup>ST</sup> STAGE SPILL PLATE 1.2mt	
27	PIN-1150	SPLIT PIN	2	OR	194330 01	RADIUS MOULDING 1.2mt PLASTIC	
28	194537 01	LINK ARM	2	65			
29	HSS-0241	SET	2	66	SCHE05210	SELF DRILLING SCREW	20
30	NUT-0269	NYLOC NUT	4	67	HSS-0275	SET SCREW	2
31	HSSA06290	SETSCREW	1	68	195388 01	SPILL PLATE (PRE 2003)	1
32	NUT-0160	NUT	1	69	WSH-0065	SPRING WASHER	2
33	192494 01	NOSE HEIGHT INDICATOR ROD	1	70			
34	WSH-0009	PLAIN WASHER	13	71	195125 01	FORK STOP PLATE L.H.	1

**Shelbourne Reynolds Engineering Limited**

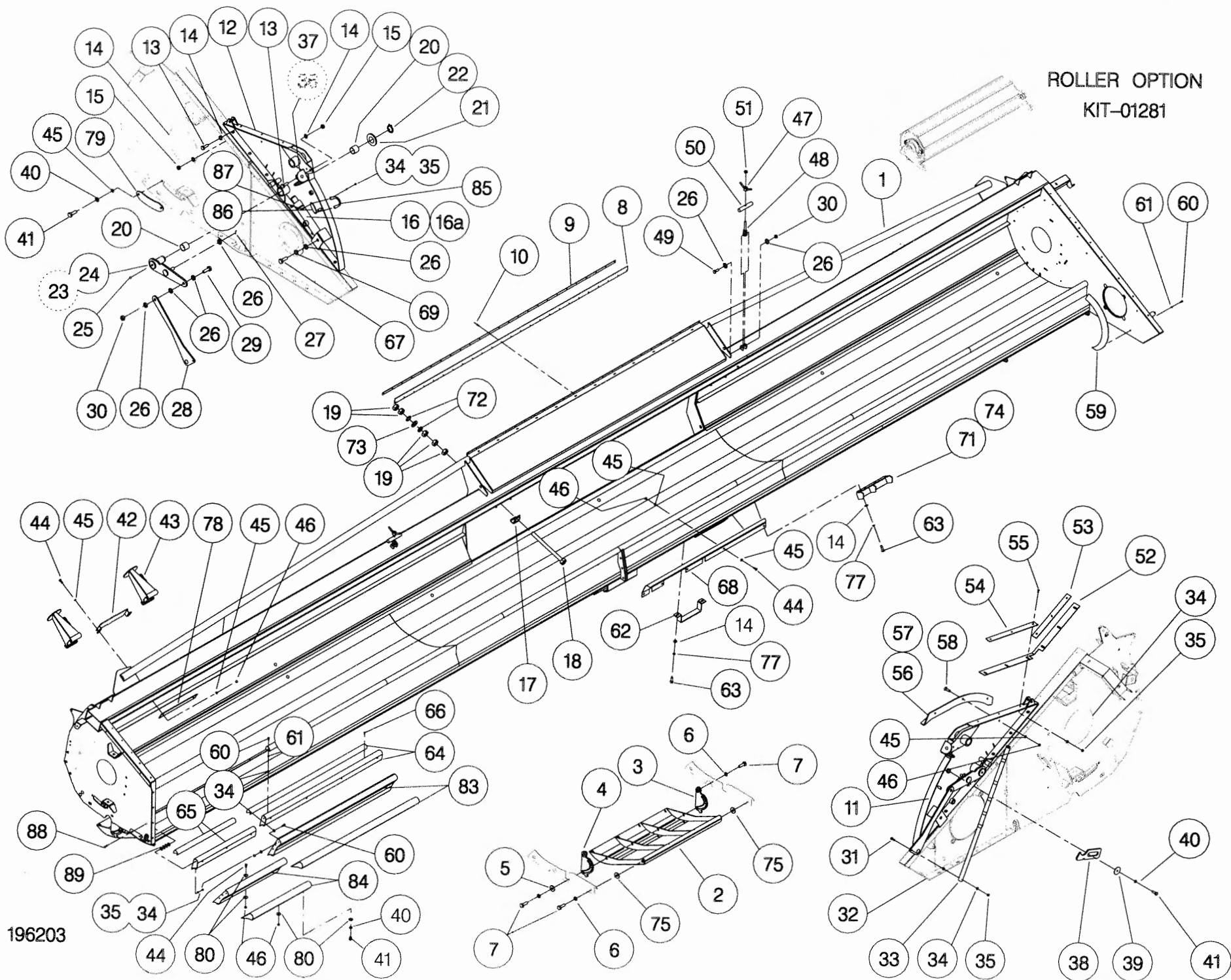
ASSY NUMBER: 196203 10 CONTINUED				ASSY DESCRIPTION: FRAME & PARTS SUB Cvs/Rvs20			
ITEM	PART NO	DESCRIPTION	QTY	ITEM	PART NO	DESCRIPTION	QTY
72	WSH-0036	PLAIN WASHER	4				
73	190548 62	WASHER	2				
74	195125 02	FORK STOP PLATE R.H.	1				
75	WSH-0024	PLAIN WASHER	16				
76							
77	WSH-0061	SPRING WASHER	8				
78	195541 01	BACKING PLATE	1				
79	195844 01	COVER PLATE	2				
80	WSH-1038	PENNY WASHER	60				
81							
82							
83	197051 01	3 <sup>RD</sup> STAGE SPILL PLATE 1.2mt (All Cvs HEADS)	5				
		(Rvs HEADS UP TO 2005 ONLY)					
OR	197048 01	2 <sup>ND</sup> STAGE SPILL PLATE 1.2mt (Rvs HEADS 2005 ONLY)	5				
		(Rvs HEADS 2005 ONLY)					
OR	197476 01	SPILL PLATE ASSY 1.2mt (Rvs HEADS 2006 & ON)	5				
84							
85	197308 01	HORSE SHOE PLATE	2				
86	197309 01	PLATE	2				
87	HSS-0086	SETSCREW	4				
88	HSS-0092	SETSCREW	2				
89	WSH-1036	PENNY WASHER	16				

# Shelbourne Reynolds Engineering Limited

ASSY NUMBER: 196203 20				ASSY DESCRIPTION: FRAME & PARTS SUB Rsd20			
ITEM	PART NO	DESCRIPTION	QTY	ITEM	PART NO	DESCRIPTION	QTY
1	197371 01	Rsd20 MAIN FRAME ASSY	1	36	194381 01	LIGHT BRACKET LH	1
2	194395 01	SKID	2	37	194381 02	LIGHT BRACKET RH	1
3	193828 01	SKID ADJUSTER PLATE LH	2	38	192809 01	NOSE STOP LATCH	1
4	193828 02	SKID ADJUSTER PLATE RH	2	39	190119 05	WASHER	1
5	190119 07	WASHER	8	40	WSH-0058	SPRING WASHER	16
6	WSH-0070	WASHER	16	41	HSS-0135	SET SCREW	16
7	HSS-0316	SET SCREW	16	42	193221 01	HEADER STAND BRACKET	1
8	194545 01	RUBBER SEAL	1	43	193222 01	HEADER FRONT STAND	2
9	194493 01	CLAMP STRIP	1	44	HSS-0140	SET SCREW	32
10	POP-0006	POP RIVET	25	45	WSH-0012	PLAIN WASHER	17
11	194913 01	TOP SIDE PLATE LH	1	46	NUT-0263	NYLOC NUT	38
12	194913 02	TOP SIDE PLATE RH	1	47	193244 01	RETAINING NUT	2
13	HSS-0191	SET SCREW	26	48	193248 01	RETAINING SCREW	2
14	WSH-0015	PLAIN WASHER	38	49	BLTA12380	BOLT	2
15	NUT-0265	NYLOC NUT	14	50	193251 01	RETAINING BAR	2
16	195075 01	HYDRAULIC RAM	2	51	NUT-0170	PLAIN NUT	2
16a	RMSK00030	RAM SEAL KIT		52	194000 01	RUBBER SEAL	2
17	194987 01	LOCKING ASSY	2	53	193233 02	SEAL CLAMP	2
18	HSSA24994	SET SCREW	2	54	193229 01	SEAL CLAMP LONG	2
19	NUT-0190	PLAIN NUT	10	55	SCW-4960	BUTT SCK HD SCREW	12
20	BSH-3070	BUSH	4	56	194385 01	RUNNER ASSY LH	1
21	WSH-1547	PLAIN WASHER	2	57	194385 02	RUNNER ASSY RH	1
22	CIR-1150	CIRCLIP	2	58	SCW-1735	CSK SOC HD SCREW	6
23	194538 06	LIFT ARM LH	1	59	193363 01	ROTOR DEFLECTOR	2
24	194538 07	LIFT ARM RH	1	60	HSS-0084	SET SCREW	17
25	NIP-0207	GREASE NIPPLE	2	61	WSH-0056	SPRING WASHER	17
26	WSH-0018	PLAIN WASHER	8	62	195126 01	FORK LIFT SHOE PLATE	2
27	PIN-1150	SPLIT PIN	2	63	HSS-0194	SET SCREW	8
28	194537 01	LINK ARM	2	64			
29	HSS-0241	SET	2	65			
30	NUT-0269	NYLOC NUT	4	66			
31	HSSA06290	SETSCREW	1	67	HSS-0275	SET SCREW	2
32	NUT-0160	NUT	1	68			
33	192494 01	NOSE HEIGHT INDICATOR ROD	1	69	WSH-0065	SPRING WASHER	2
34	WSH-0009	PLAIN WASHER	13	70			
35	NUT-0260	NUT	17	71	195125 01	FORK STOP PLATE L.H.	1
				72	WSH-0036	PLAIN WASHER	4

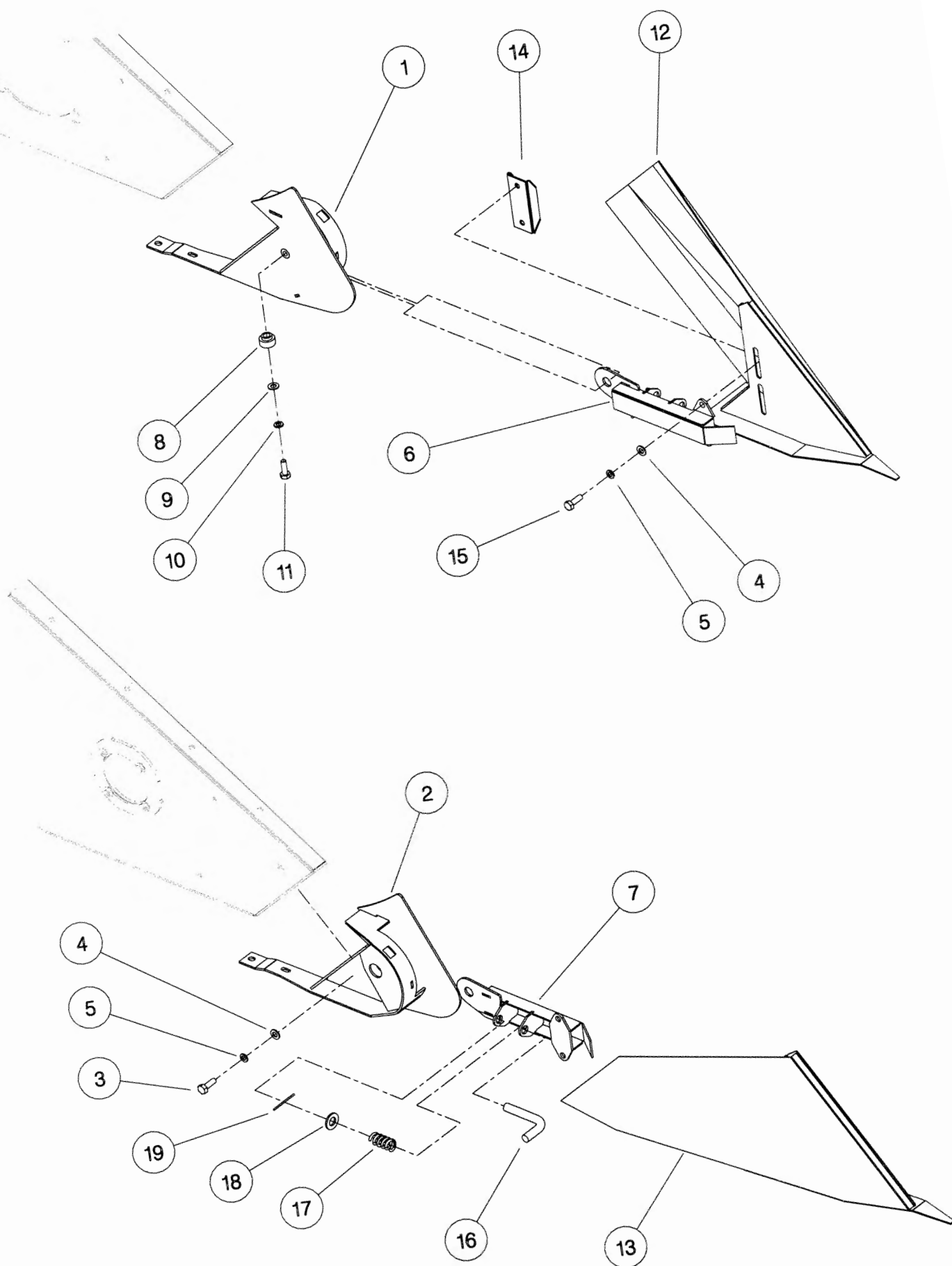
**Shelbourne Reynolds Engineering Limited**

ASSY NUMBER: 196203 20 CONTINUED				ASSY DESCRIPTION: FRAME & PARTS SUB Rsd20			
ITEM	PART NO	DESCRIPTION	QTY	ITEM	PART NO	DESCRIPTION	QTY
73	190548 62	WASHER	2				
74	195125 02	FORK STOP PLATE R.H.	1				
75	WSH-0024	PLAIN WASHER	16				
76							
77	WSH-0061	SPRING WASHER	8				
78	195541 01	BACKING PLATE	1				
79	195844 01	COVER PLATE	2				
80	WSH-1038	PENNY WASHER	34				
81							
82							
83	197476 01	SPILL PLATE ASSY 1.2mt (2006 & ON)	5				
OR	197048 01	2 <sup>nd</sup> STAGE SPILL PLATE 1.2mt (UP TO & INCLUSIVE 2005)	5				
84							
85	197308 01	HORSE SHOE PLATE	2				
86	197309 01	PLATE	2				
87	HSS-0086	SETSCREW	4				
88	HSS-0092	SETSCREW(UPTO 2006)	2				
89	WSH-1036	PENNY WASHER(UPTO2006)	16				



**Shelbourne Reynolds Engineering Limited**

ASSY NUMBER: 196210 01				ASSY DESCRIPTION: RVS DIVIDERS			
ITEM	PART NO	DESCRIPTION	QTY	ITEM	PART NO	DESCRIPTION	QTY
1	195222 01	HEAD DIVIDER FIXING LH	1				
2	195222 02	HEAD DIVIDER FIXING RH	1				
3	HSS-0194	SET SCREW	4				
4	WSH-0015	WASHER	8				
5	WSH-0061	WASHER	8				
6	195229 01	DIVIDER ARM ASSY LH	1				
7	195229 02	DIVIDER ARM ASSY RH	1				
8	195228 01	BOSS	2				
9	190119 51	WASHER	2				
10	WSH-0065	WASHER	2				
11	BLTA12290	SET SCREW	2				
12	195273 01	FRONT DIVIDER ASSY LH	1				
13	195267 01	FRONT DIVIDER ASSY RH	1				
14	195234 01	CLAMPING CHANNEL	2				
15	HSS-0191	SET SCREW	4				
16	605085 01	HANDLE	2				
17	SPGC32021	SPRING	2				
18	WSH-0024	WASHER	2				
19	PIN-1775	ROLL PIN	2				



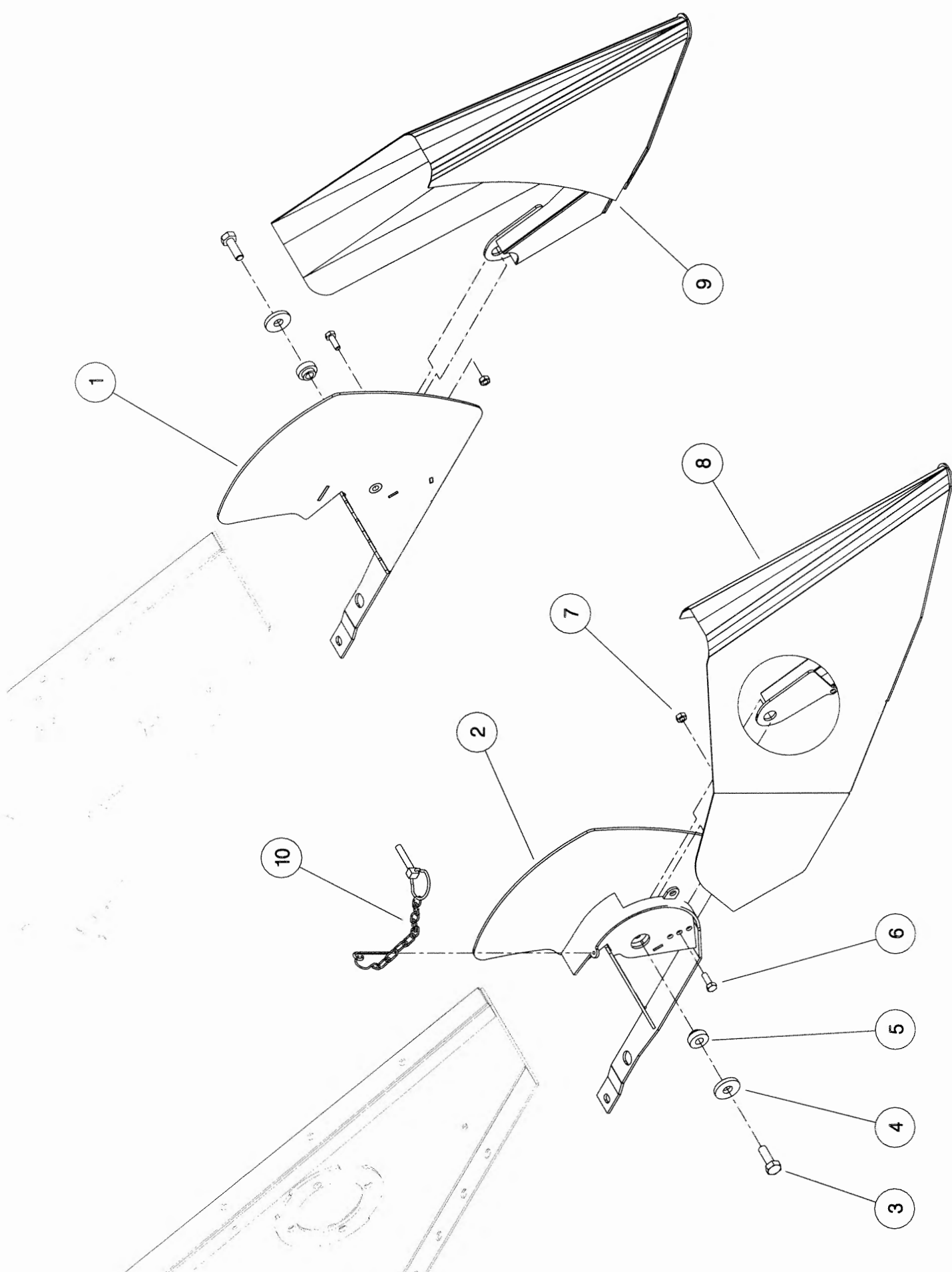
**Shelbourne Reynolds Engineering Limited**

ASSY NUMBER: 196224 01

ASSY DESCRIPTION: DIVIDER SUB ASSY (2003 ON)

ITEM	PART NO	DESCRIPTION	QTY	ITEM	PART NO	DESCRIPTION	QTY
1	195469 01	DIVIDER FIXING W/A LH	1				
2	195469 02	DIVIDER FIXING W/A RH	1				
3	HSS-0250	SETSCREW	2				
4	190119 51	WASHER	2				
5	195228 02	BOSS	2				
6	HSS-0135	SETSCREW	2				
7	NUT-0263	NYLOC NUT	2				
8	195877 01	RH DIVIDER W/A	1				
9	195876 01	LH DIVIDER W/A	1				
10	PIN-01790	LYNCH PIN & CHAIN	2				





**Shelbourne Reynolds Engineering Limited**

ASSY NUMBER:		ASSY DESCRIPTION:STRIPPING ROTOR ASSY (L/H) 3.0m					
ITEM	PART NO	DESCRIPTION	QTY	ITEM	PART NO	DESCRIPTION	QTY
1	192892 01	OUTER HUB CASTING L.H.	2				
2	192892 02	OUTER HUB CASTING R.H.	1				
3	192892 03	INNER HUB CASTING	4				
4	193883 02	ROTOR SECTION (2009 & ON ONLY)	8				
OR	193883 02	ROTOR SECTION (UP TO & INCLUDING 2008)	7				
5	193884 02	ROTOR SECTION (UP TO & INCLUDING 2008)	1				
6	HSSG10204	SET SCREW	130				
7	193558 01	STANDARD ELEMENT	24				
8	193558 02	END HOLE ELEMENT	8				
9	193558 03	CENTRE END HOLE ELEMENT	8				
10	197717 01	SEED SAVER CTR (PROFILED EDGE)	24				
OR	193780 01	SEED SAVER CTR (STRAIGHT EDGE)	24				
11	197719 01	SEED SAVER LH END (PROFILED EDGE)	8				
OR	193782 01	SEED SAVER LH END (STRAIGHT EDGE)	8				
12	197718 02	SEED SAVER LH CTR (PROFILED EDGE)	8				
OR	193781 02	SEED SAVER LH CTR (STRAIGHT EDGE)	8				
13	194109 01	CTR FINGER LH	8				
14	HSSF08174	SET SCREW	176				
15	192679 01	ANTI WRAP PLATE	8				
16	WSH-1034	PENNY WASHER	16				
17	SCW-5180	SELF TAP.SCREW	16				
18	193103 01	CENTRE SHAFT W/A	1				
19	197114 01	ROTOR DRIVE DISC W/A	1				
20	192959 01	OUTER CLAMP RING	4				
21	BPG-00200	BODY PLUG (UP TO & INCLUDING 2008)	1				
22	193118 01	BALANCE WEIGHT	6				
23	193118 02	BALANCE WEIGHT	2				
24	193382 01	BALANCE WEIGHT	1				
25	197111 01	ROTOR DRIVE DISC	1				

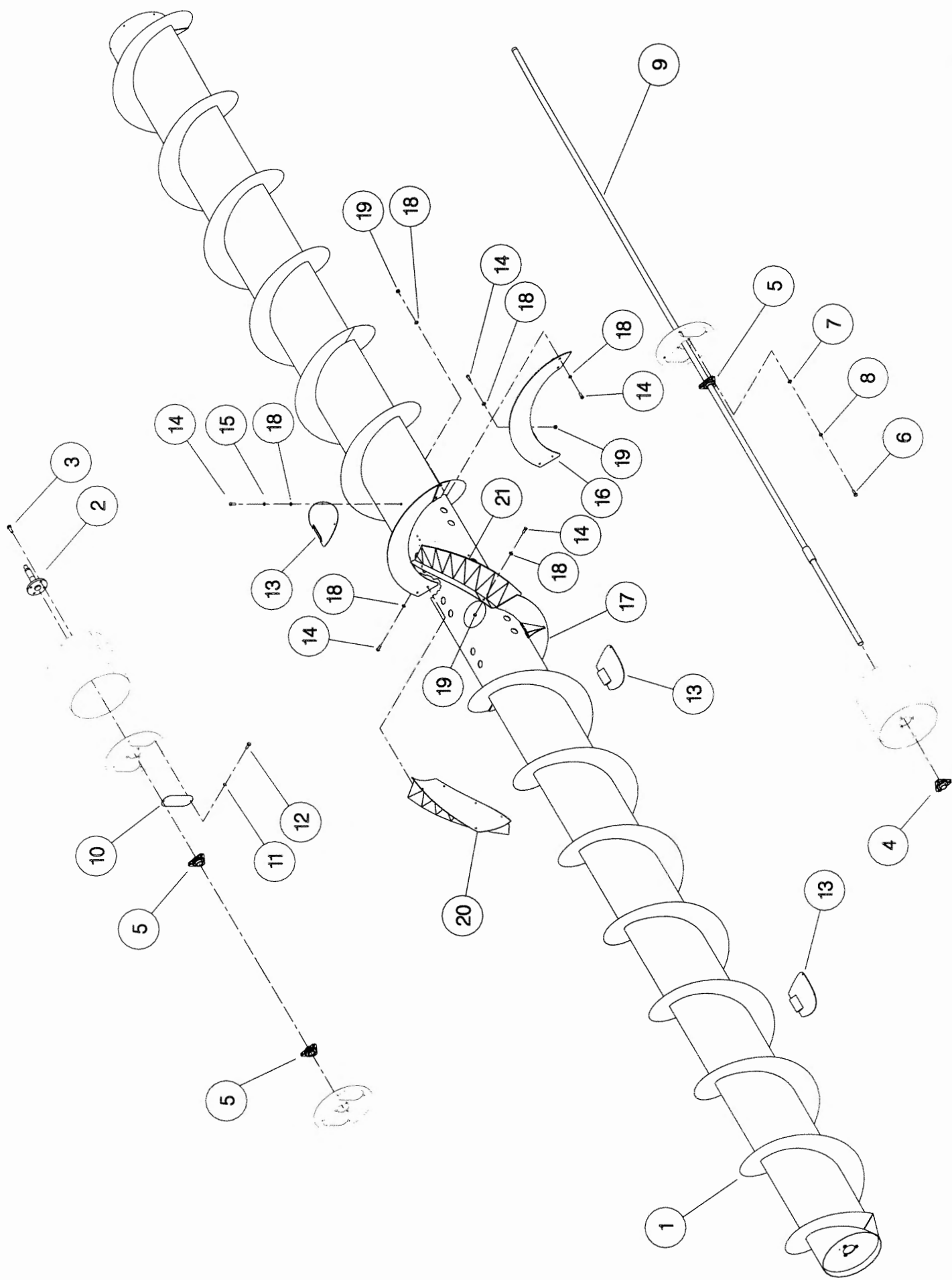
**NOTE.**  
**ITEMS 10, 11 AND 12.**  
**BOTH TYPES OF SEED SAVER ARE**  
**INTERCHANGEABLE BUT FOR BALANCE**  
**REASONS IF MIXING TYPES ON A**  
**ROTOR FIT AS OPPOSITE PAIRS.**

**NOTE.**  
**ITEMS 11 AND 12 ARE CORRECT**  
**PARTS WHEN FINGERS SET WITH**  
**FLANGES UP - IE. AGGRESSIVE.**  
**SEE RH ROTOR ASSY PARTS WHEN**  
**FLANGES ARE REQUIRED DOWN.**



**Shelbourne Reynolds Engineering Limited**

ASSY NUMBER: 196237 10				ASSY DESCRIPTION: AUGER ASSY 20' SPIRAL PADDLE			
ITEM	PART NO	DESCRIPTION	QTY	ITEM	PART NO	DESCRIPTION	QTY
1	195107 20	AUGER WELD ASSY.	1				
2	195848 01	AUGER DRIVE SHAFT	1				
3	HSSF12204	SET SCREW	4				
4	BRG-2020	BEARING	1				
5	BRG-0240	BEARING	1				
6	HSS-0191	SET SCREW	6				
7	WSH-0015	PLAIN WASHER	6				
8	WSH-0061	SPRING WASHER	6				
9	192363 05	AUGER SHAFT	1				
10	194496 01	COVER PLATE	2				
11							
12	SCHE05170	SELF TAPPING SCREW	4				
13	194472 01	INSPECTION COVER	2				
14	SCBA08172	BUT. SCKT HD SCREW	28				
15	WSH-0058	SPRING WASHER	4				
OR	WSH-0058	SPRING WASHER	12				
16	197625 01	AUGER PADDLE FLIGHT EXT.LH	1				
17	197625 02	AUGER PADDLE FLIGHT EXT.RH	1				
18	WSH-0012	PLAIN WASHER	38				
19	NUT-0263	NYLOC NUT	24				
OR	NUT-0263	NYLOC NUT	14				
20	197620 01	SPIRAL PADDLE LH	1				
21	197620 02	SPIRAL PADDLE RH	1				





### Shelbourne Reynolds Engineering Limited

ASSY NUMBER: GEA-0053				ASSY DESCRIPTION: INPUT (Cvs) GEAR DROPBOX ASSY			
ITEM	PART NO	DESCRIPTION	QTY	ITEM	PART NO	DESCRIPTION	QTY
1	197619 01	CASE HALF (PTO SIDE) (MID 2007&ON No CAST ON PT.)	1	30	REF.	PINION (SEE DRIVE KIT)	1
OR	192580 01	CASE HALF (PTO SIDE) (UPTO MID 200, No CAST ON PT.)		31	195526 01	SLEEVE-(INSET SHAFT)	1
2	197619 02	CASE HALF (PULLEY SIDE) (MID 2007&ON No CAST ON PT.)	1	OR	193598 01	SLEEVE-(PROTRUDING SHAFT)	1
OR	192580 02	CASE HALF (PULLEY SIDE) (UPTO MID 2007 No CAST ON PT.)	1	32	194975 01	ACTUATOR CAM ASSY	1
3	192598 01	DOWEL	3	33	194962 01	ACTUATOR ARM PIVOT PLATE LH	1
4	BLT-2276	BOLT	2	34	194962 02	ACTUATOR ARM PIVOT PLATE RH	1
5	BLTA12800	BOLT (2005 & ON)	2	35	HSS-0150	SET SCREW	2
OR	BLTA12800	BOLT (UP TO 2005)	3	36	WSH-0012	WASHER USE WITH SCEA08353 AND ITEM 35	14
6	BLTA12830	BOLT (2005 & ON)	3	OR	WSHA30081	WASHER USE WITH SCEA08323	12
OR	BLTA12810	BOLT (UP TO 2005)	2	OR	WSH-0012	PLAIN WASHER (PRE 2006)	8
7	WSH-0018	PLAIN WASHER	14	37	NUT-0263	NYLOC NUT USE WITH SCEA08353 AND ITEM 35	14
8	NUT-0269	NYLOC NUT	7	OR	NUT-0164	PLAIN NUT USE WITH SCEA08323	12
9	SCW-4535	GRUBSCREW	3	OR	NUT-0263	NYLOC NUT (UPTO 2006)	8
10	192597 01	JACKING ROD	3	38	194970 01	STATIC CAM	1
11	FIT-0253	PLUG	1	39	BRG-19500	BEARING (	1
12	BRG-15050	BEARING	1	40	194978 01	STATIC CAM ARM ASSY	1
13	FITD00005	SIGHT GLASS/SEAL	1	41	SCW-0133	SCREW (2006 & ON)	3
14	FIT-0255	BREATHER	1	OR	SCW-0130	SCREW (UPTO 2006)	3
15	192591 01	INPUT SHAFT	1	42	WSH-0058	SPRING WASHER	3
16	REF.	GEAR (SEE DRIVE KIT)	1	43	197462 01	INNER PULLEY (12 BOLT FIXING)	1
17	PIN-61217	DOWEL	3	OR	194946 01	INNER PULLEY (6 BOLT FIXING)	1
18	SCW-0196	CAP HEAD SCREW	3	44	197463 01	INNER PULLEY HUB (12 BOLT)	1
19	WSH-0061	SPRING WASHER	3	OR	194963 01	INNER PULLEY HUB (6 BOLT)	1
20	BRG-7040	BEARING	4	45	SCEA08323	SCREW (M8x50 CSK SOCKET)	12
21	192596 01	RING	4	OR	SCEA08353	SCREW (M8x55 CSK SOCKET)	12
22	SEA-0590	SHAFT SEAL (INSET SHAFT)	3	OR	SCEA08293	SCREW (M8x45 CSK SOCKET)	6
OR	SEA-0590	SHAFT SEAL (PROTRUDING SHAFT)	4	46	NIP-00600	GREASE NIPPLE	1
23	K1008045	KEY	1	47	SCW-4528	GRUB SCREW	1
24	191692 01	SPACER	2	48	ORA390075	'O'RING	1
25	191692 02	SPACER	7	49	194947 01	OUTER PULLEY	1
26	REF.	SPROCKET (SEE DRIVE KIT)	1	50	194961 01	OUTER PULLEY HUB	1
27	190548 01	RETAINING WASHER	1	51	SCCA10323	CAP HEAD SCREW	6
28	HSSF10174	HEX HD SCREW	1	52	WSH-0015	PLAIN WASHER	6
29	194964 01	PINION SHAFT	1	53	NUT-0265	NYLOC NUT	6

**Shelbourne Reynolds Engineering Limited**

ASSY NUMBER: GEA-0053 (CONT)				ASSY DESCRIPTION: INPUT (Cvs) GEAR DROPBOX ASSY			
ITEM	PART NO	DESCRIPTION	QTY	ITEM	PART NO	DESCRIPTION	QTY
54	194960 01	KEY	2				
55	SCW-0080	CAP HEAD SCREW	4				
56	190119 24	WASHER	1				
57							
58	190119 07	WASHER	1				
59	WSH-0070	SPRING WASHER	1				
60	HSS-0315	SET SCREW	1				
61							
62	195012 01	'O'RING CAP	1				
63	WSH-0054	SPRING WASHER	3				
64	HSS-0056	SET SCREW	3				
65	194612 01	SPACER (2005 & ON)	2				
OR	194612 01	SPACER(PRE 2005)	2				
66	194612 02	SPACER(2005 & ON)	0				
OR	194612 02	SPACER(PRE 2005)	1				
67	SEAZ09000	PLUG SEAL-(INSET SHAFT)	1				
		INPLACE OF ITEM 22					
68							
69							
70	197465 01	CAM ARM SPACER (2006 & ON)	1				

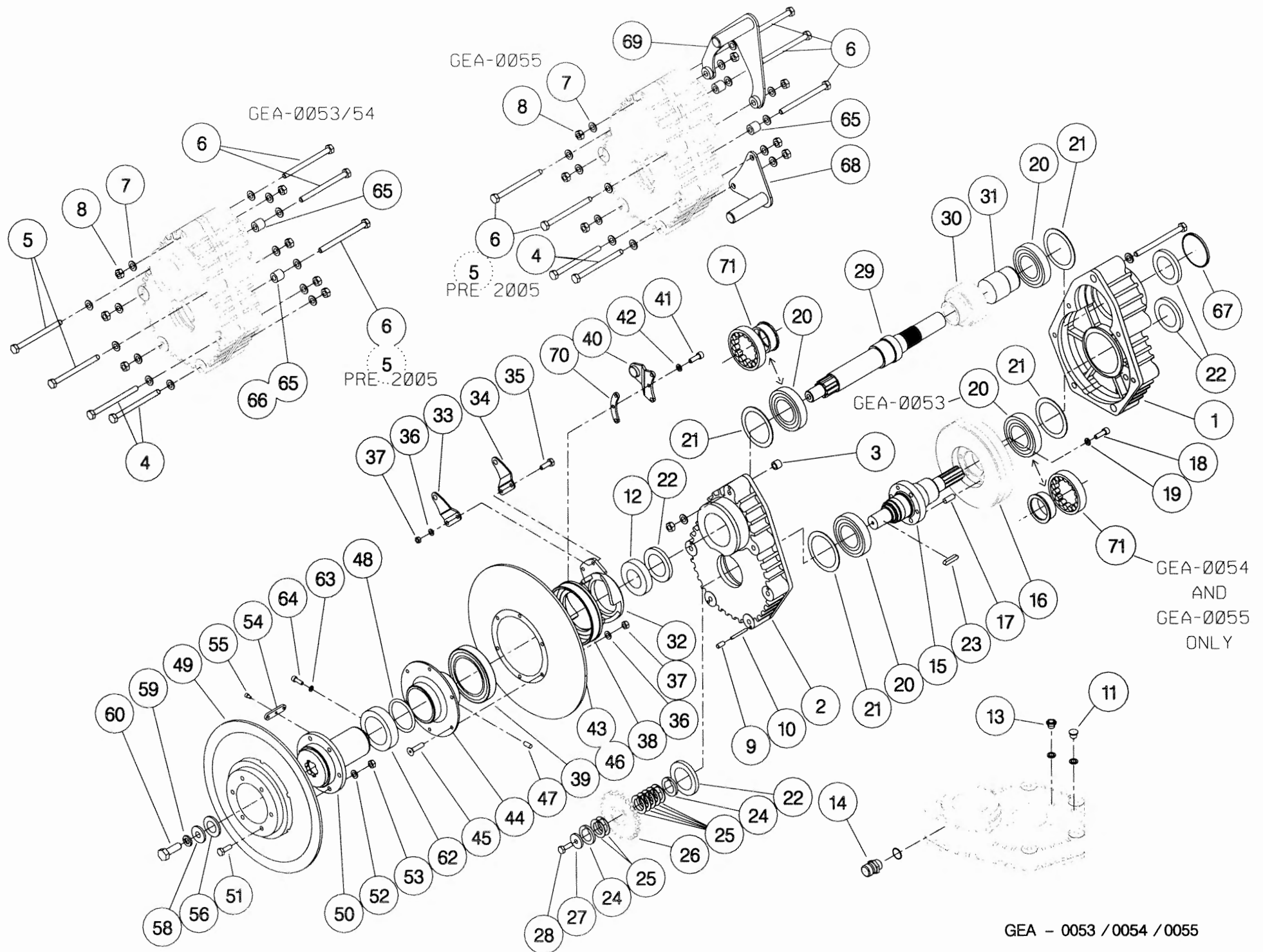


**Shelbourne Reynolds Engineering Limited**

ASSY NUMBER: GEA-0054				ASSY DESCRIPTION: INPUT (Cvs) GEAR DROPBOX ASSY			
ITEM	PART NO	DESCRIPTION	QTY	ITEM	PART NO	DESCRIPTION	QTY
1	197619 01	CASE HALF (PTO SIDE)	1	33	197122 01	ACTUATOR ARM PIVOT PLATE LH	1
OR	192580 01	(MID 2007&ON No CAST ON PT.) CASE HALF(PTO SIDE)		34	197122 02	ACTUATOR ARM PIVOT PLATE RH	1
		(UPTO MID 200, No CAST ON PT.)		35	HSS-0150	SET SCREW	2
2	197619 02	CASE HALF (PULLEY SIDE)	1	36	WSH-0012	WASHER USE WITH SCEA08353	14
OR	192580 02	(MID 2007&ON No CAST ON PT.) CASE HALF(PULLEY SIDE)		OR	WSHA30081	AND ITEM 35	
		(UPTO MID 2007 No CAST ON PT.)		OR	WSH-0012	WASHER USE WITH SCEA08323	12
3	192598 01	DOWEL	3	37	NUT-0263	PLAIN WASHER (PRE 2006)	8
4	BLT-2276	BOLT	2	OR	NUT-0164	NYLOC NUT USE WITH SCEA08353	14
5	BLTA12800	BOLT	2	OR	NUT-0263	AND ITEM 35	
6	BLTA12830	BOLT	3	38	194970 01	PLAIN NUT USE WITH SCEA08323	12
7	WSH-0018	PLAIN WASHER	14	39	BRG-19500	NYLOC NUT (PRE 2006)	8
8	NUT-0269	NYLOC NUT	7	40	194978 01	STATIC CAM	1
9	SCW-4535	GRUBSCREW	3	41	SCW-0133	BEARING	1
10	192597 01	JACKING ROD	3	OR	SCW-0130	STATIC CAM ARM ASSY	1
11	FIT-0253	PLUG	1	42	WSH-0058	SCREW (2006 & ON)	3
12	BRG-15050	BEARING	1	43	197462 01	SCREW (PRE 2006)	3
13	FITD00005	SIGHT GLASS/SEAL	1	OR	194946 01	SPRING WASHER	3
14	FIT-0255	BREATHER	1	44	197463 01	INNER PULLEY(12 BOLT FIXING)	1
15	192591 01	INPUT SHAFT	1	OR	194963 01	INNER PULLEY(6 BOLT FIXING)	1
16	REF.	GEAR (SEE DRIVE KIT)	1	45	SCEA08323	INNER PULLEY HUB(12 BOLT)	1
17	PIN-61217	DOWEL	3	OR	SCEA08353	INNER PULLEY HUB(6 BOLT)	1
18	SCW-0196	CAP HEAD SCREW	3	OR	SCEA08293	SCREW(M8x50CSK) (12 BOLT FIX)	12
19	WSH-0061	SPRING WASHER	3	46	NIP-00610	SCREW(M8x55CSK) (12 BOLT FIX)	12
20	BRG-7040	BEARING	2	OR	NIP-00600	SCREW(6 BOLT FIX)	6
21	192596 01	RING	4	47	SCW-4528	GREASE NIPPLE	1
22	SEA-0590	SHAFT SEAL	3	48	ORA390075	(2009 & ON)	
23	K1008045	KEY	1	49	194947 01	GREASE NIPPLE	1
24	191692 01	SPACER	2	50	194961 01	(PRE 2009)	
25	191692 02	SPACER	7	51	SCCA10323	GRUB SCREW	1
26	REF.	SPROCKET (SEE DRIVE KIT)	1	52	WSH-0015	'O'RING	1
27	190548 01	RETAINING WASHER	1	53	NUT-0265	OUTER PULLEY	1
28	HSSF10174	HEX HD SCREW	1	54	194960 01	OUTER PULLEY HUB	1
29	194964 01	PINION SHAFT	1	55	SCW-0080	CAP HEAD SCREW	6
30	REF.	PINION (SEE DRIVE KIT)	1	56	190119 24	PLAIN WASHER	6
31	195526 01	SLEEVE	1			NYLOC NUT	6
32	197120 01	ACTUATOR CAM ASSY	1			KEY	2
						CAP HEAD SCREW	4
						WASHER	1

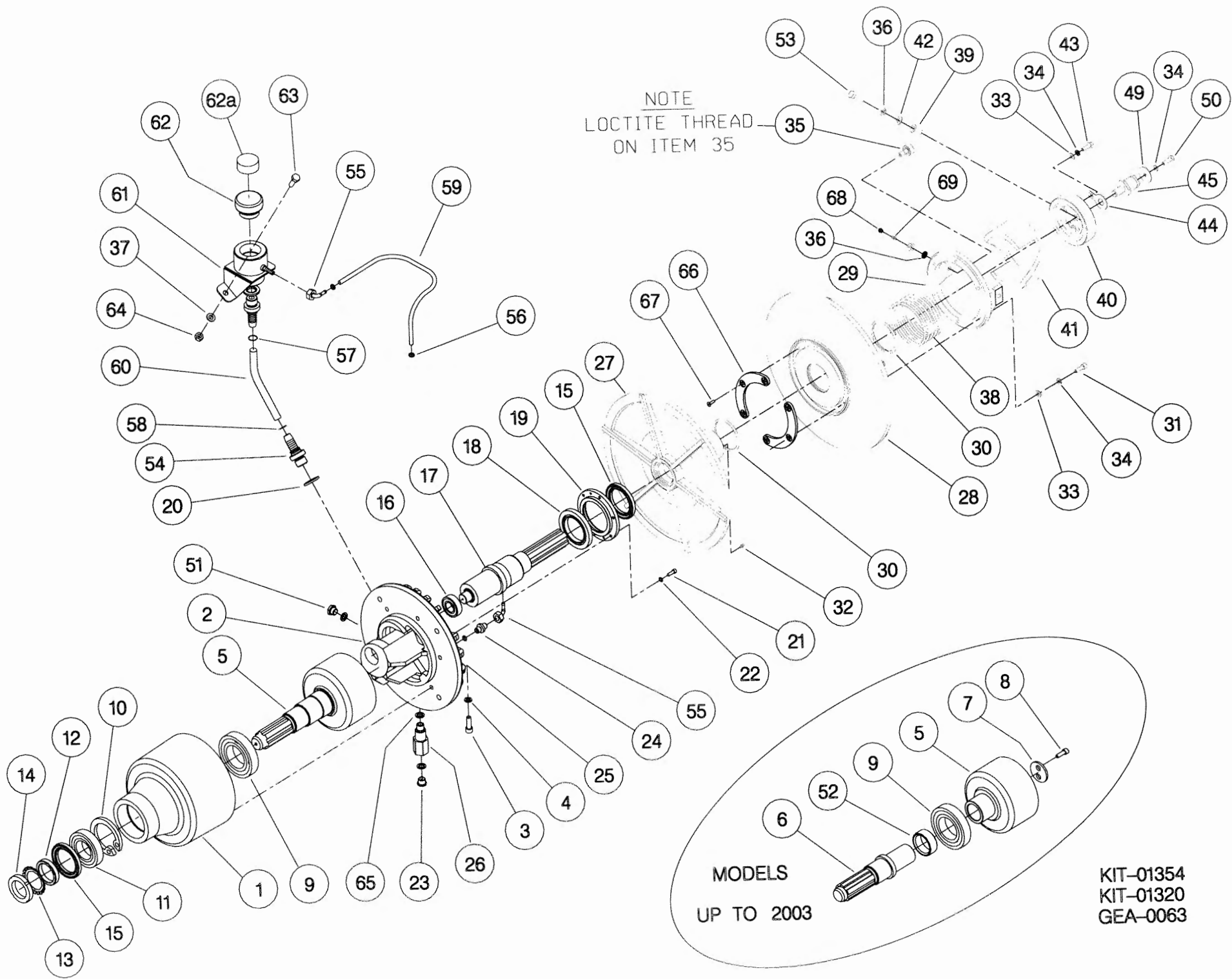
**Shelbourne Reynolds Engineering Limited**

ASSY NUMBER:		GEA-0054 (CONT)		ASSY DESCRIPTION: INPUT (Cvs) GEAR DROPBOX ASSY			
ITEM	PART NO	DESCRIPTION	QTY	ITEM	PART NO	DESCRIPTION	QTY
57							
58	190119 07	WASHER	1				
59	WSH-0070	SPRING WASHER	1				
60	HSS-0315	SET SCREW	1				
61							
62	195012 01	'O'RING CAP	1				
63	WSH-0054	SPRING WASHER	3				
64	HSS-0056	SET SCREW	3				
65	194612 01	SPACER	2				
66							
67	SEAZ09000	PLUG SEAL	1				
68							
69							
70	197465 01	CAM ARM SPACER (2006 & ON)	1				
71	BRG-16080	BEARING (MID 2006) (INSTEAD OF 2x ITEM 20)	2				



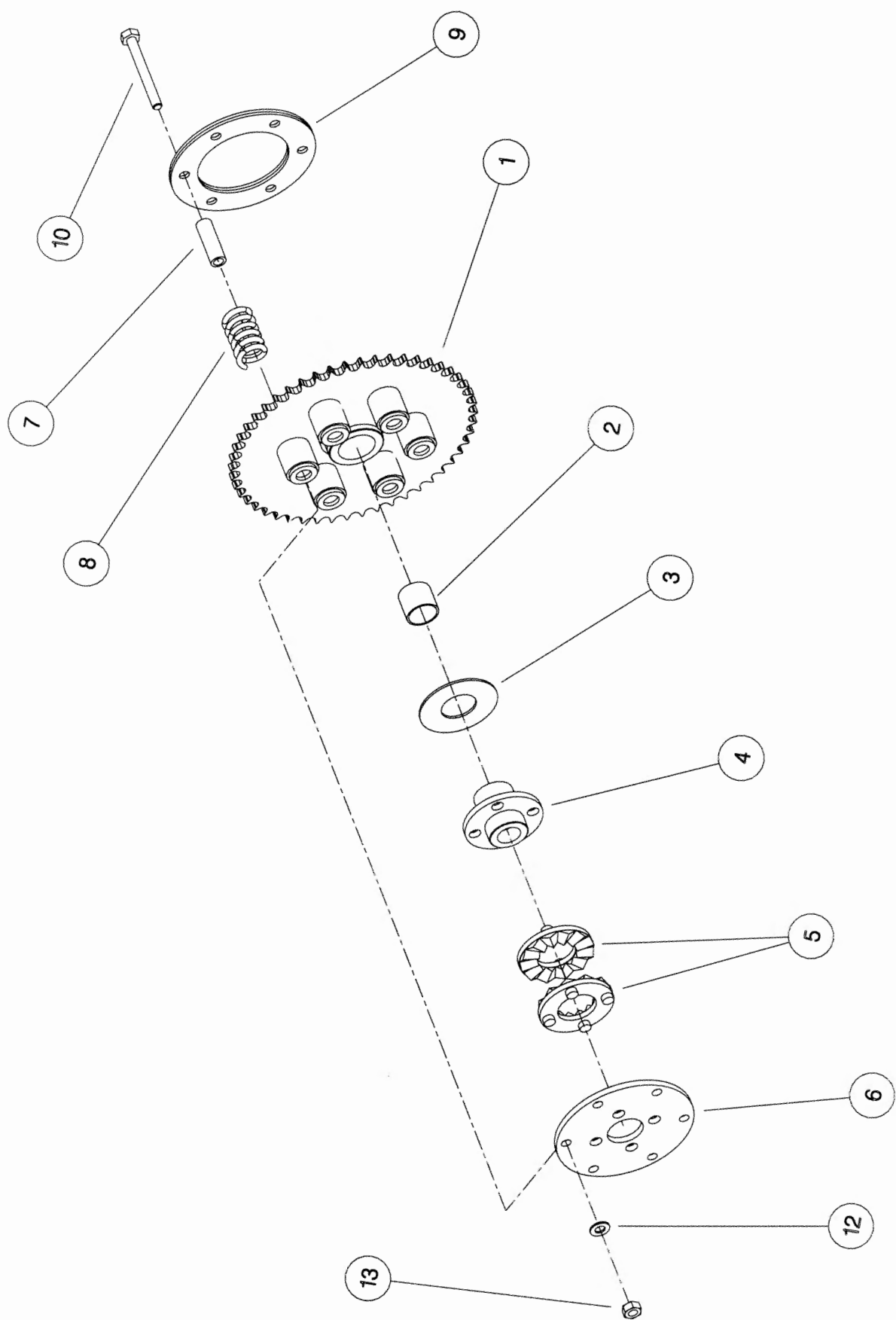
# Shelbourne Reynolds Engineering Limited

ASSY NUMBER: GEA-0063				ASSY DESCRIPTION: ROTOR GEARBOX ASSY (Rvs/Cvs MODEL)			
ITEM	PART NO	DESCRIPTION	QTY	ITEM	PART NO	DESCRIPTION	QTY
1	195843 01	CASE (2003 & ON)	1	36	WSH-0061	SPRING WASHER	2
OR	192578 01	CASE (UP TO 2003)	1	37	WSH-0015	WASHER	1
2	193969 01	BODY	1	38	SPGC00038	SPRING(2007 & ON)	1
3	SCW-0195	CAP HEAD SCREW	6	OR	SPGC00030	SPRING(UP TO 2007)	1
4	WSH-1301	SHAKEPROOF WASHER	6	39	194202 01	SLEEVE	2
5	195842 01	RING GEAR/SHAFT (2003 & ON)	1	40	194205 01	CAM CARRIAGE	1
OR	193576 01	RING GEAR (UP TO 2003)	1	41	194204 01	CAM	1
6	193577 01	OUTPUT SHAFT (UP TO 2003)	1	42	190119 11	WASHER	2
7	193578 01	FIXING DISC (UP TO 2003)	1	43	HSS-0157	SET SCREW	6
8	SCW-0133	CAP HEAD SCREW (UP TO 2003)	2	44	194374 01	TAB WASHER	1
9	BRG-16080	BEARING	1	45	195862 01	RETAINING SPIGGOT(2003 ON)	1
10	CIR010090	INTERNAL CIRCLIP	1	OR	194373 01	RETAINING SPIGGOT(UPTO 2003)	1
11	BRG-15000	BEARING	1	46			
12	192586 01	SLEEVE	1	47			
13	BRG-95015	LOCKING WASHER	1	48			
14	BRG-95010	LOCK NUT	1	49	190119 05	WASHER	1
15	SEAB06500	SHAFT SEAL	2	50	HSS-0140	SETSCREW	1
16	BRG-12505	BEARING	1	51	FITD00005	LEVEL GUAGE	1
17	193575 01	PINION	1	52	194613 01	SPACER (UP TO 2003)	1
18	BRG-16505	BEARING	1	53	HSS-0202	SETSCREW	2
19	192587 01	SEAL HOUSING	1	54	FIT-0011	HYD HOSE TAIL	2
20	WSH-1020	DOWTY WASHER	2	55	HFAK31090	HYD SWIVEL TAIL	2
21	SCW-0081	CAP HEAD SCREW	6	56	CLP-00279	HOSE CLIP	2
22	WSHA20061	SHAKEPROOF WASHER	6	57	CLP-00227	HOSE CLIP	1
23	FIT-0253	PLUG	1	58	CLP-0018	JUBILEE CLIP	1
24	HMA-0052	HYD ADAPTOR	1	59	HOSI10006	PETROL HOSE	0.65
25	WSH-1005	DOWTY WASHER	1	60	HOSI10019	PETROL HOSE	0.35
26	195845 01	DRAIN PLUG EXT.(2003 & ON)	1	61	195406 01	OIL FILLER ASSY	1
27	193570 01	INNER PULLEY SHEAVE	1	62	FIL-0004	FILLER CAP	1
28	193571 01	OUTER PULLEY SHEAVE	1	62a	195684 01	FOAM DISC	
29	194194 01	CAM FOLLOWER BRACKET	1	63	HSS-0191	SETSCREW	1
30	ORA300750	'O'RING	2	64	NUT-0167	NYLOC NUT	1
31	HSS-0153	SET SCREW	6	65	WSH-1010	DOWTY WASHER	1
32	NIP-00610	GREASE NIPPLE	1	66			
33	WSH-0012	PLAIN WASHER	12	67			
34	WSH-0058	SPRING WASHER	13	68	NIP-90000	NEEDLE POINT GREASE ADAPT.	1
35	BRG-72680	CAM FOLLOWER	2	69	NIP-0001	GREASE NIPPLE	1



**Shelbourne Reynolds Engineering Limited**

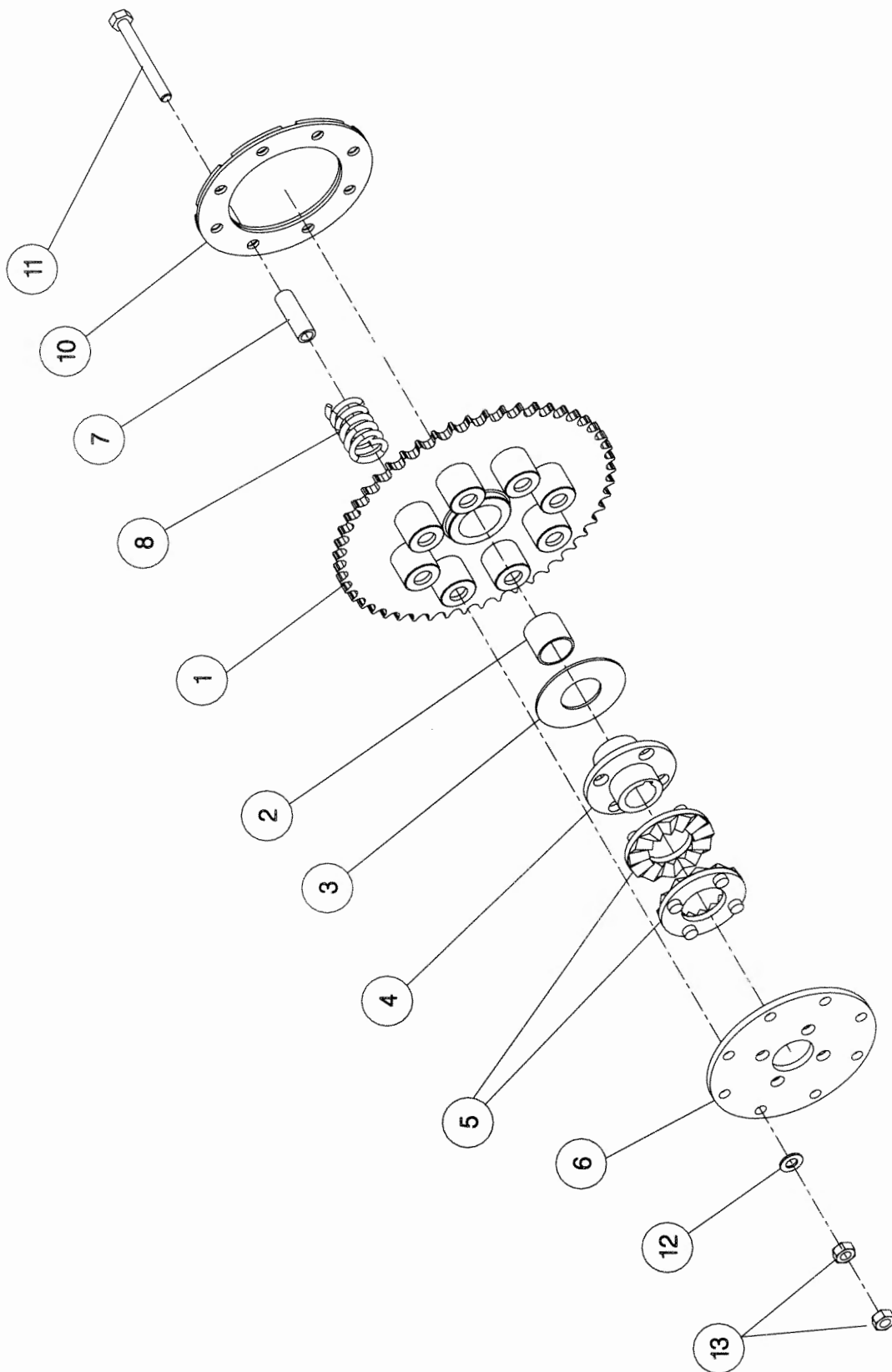
ASSY NUMBER:		KIT-00118		ASSY DESCRIPTION: AUGER DRIVE SPRKET/CLUTCH ASSY			
ITEM	PART NO	DESCRIPTION	QTY	ITEM	PART NO	DESCRIPTION	QTY
1	194513 01	SPROCKET ASSY 50T	1				
2	BSH-3019	BUSH	1				
3	192008 01	THRUST WASHER	1				
4	194556 01	CLUTCH HUB	1				
5	131005	CLUTCH PLATE	2				
6	194517 01	DRIVE DISC	1				
7	131073 04	SPACER	6				
8	131063	SPRING	6				
9	195041 01	LOCKING RING	1				
10	BLT-2270	BOLT	6				
11							
12	WSH-0018	PLAIN WASHER	6				
13	NUT-0170	NUT	12				



**Shelbourne Reynolds Engineering Limited**

ASSY NUMBER:		KIT-00121		DESCRIPTION: AUGER DRV SPRKT/8 SPRG SPLINED CLUTCH ASS			
ITEM	PART NO	DESCRIPTION	QTY	ITEM	PART NO	DESCRIPTION	QTY
1	195420 01	SPROCKET ASSY 50T	1				
2	BSHA05030	BUSH	1				
3	192008 02	THRUST WASHER	1				
4	195850 01	CLUTCH HUB	1				
5	131005	CLUTCH PLATE	2				
6	195429 01	DRIVE DISC	1				
7	131073 04	SPACER	8				
8	131063	SPRING	8				
9							
10	195427 01	LOCKING RING	1				
11	BLT-2270	BOLT	8				
12	WSH-0018	PLAIN WASHER	8				
13	NUT-0170	NUT	16				

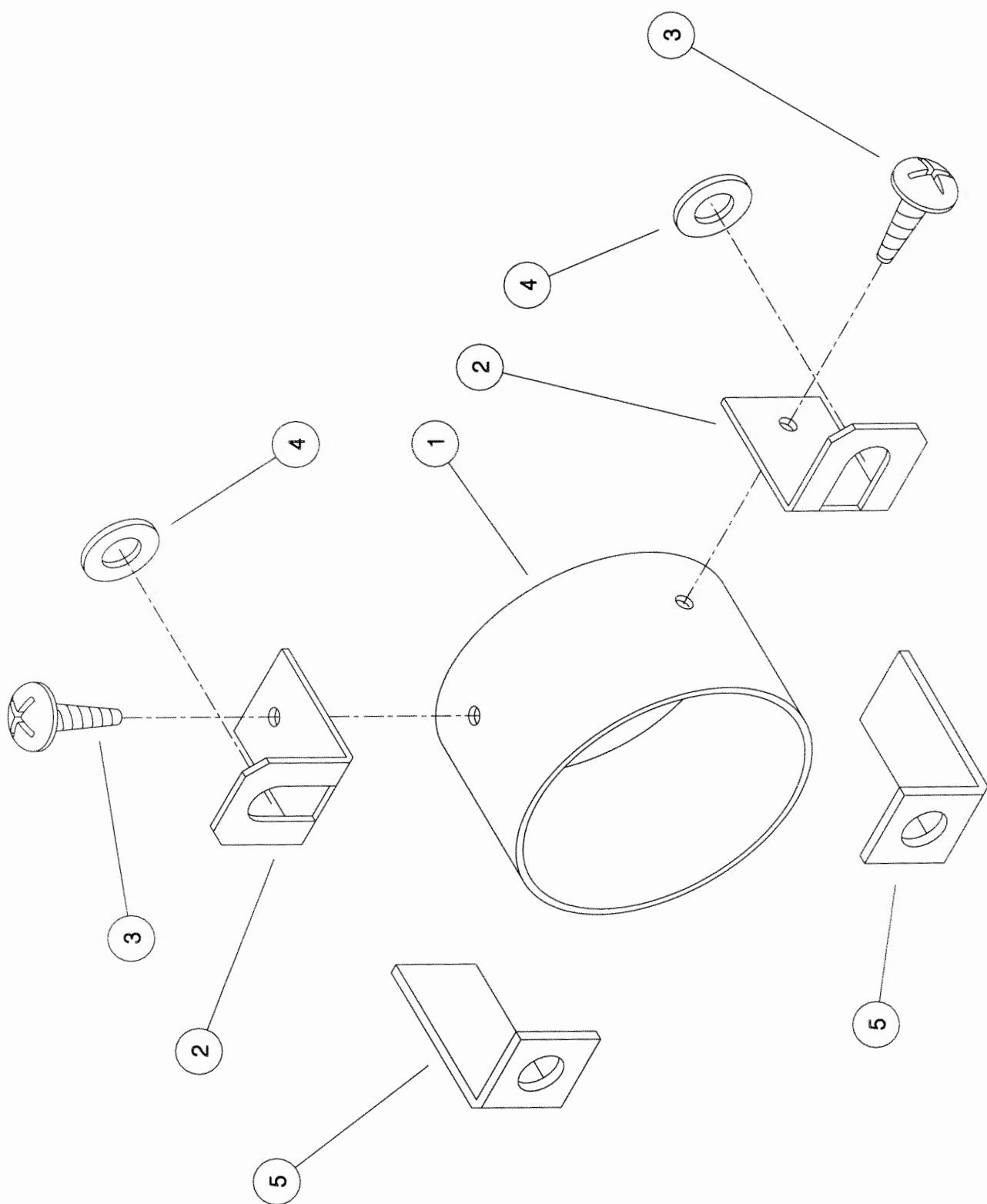




KIT - 00119  
KIT - 00121

**Shelbourne Reynolds Engineering Limited**

ASSY NUMBER:		KIT-00525		ASSY DESCRIPTION: PTO END GUARD			
ITEM	PART NO	DESCRIPTION	QTY	ITEM	PART NO	DESCRIPTION	QTY
1	192985 06	GUARD TUBE	1				
2	192992 01	GUARD SECURING BRACKET	2				
3	SCW-5104	SCREW	2				
4	WSH-0015	WASHER	2				
5	191763 01	PTO BRACKET	2				

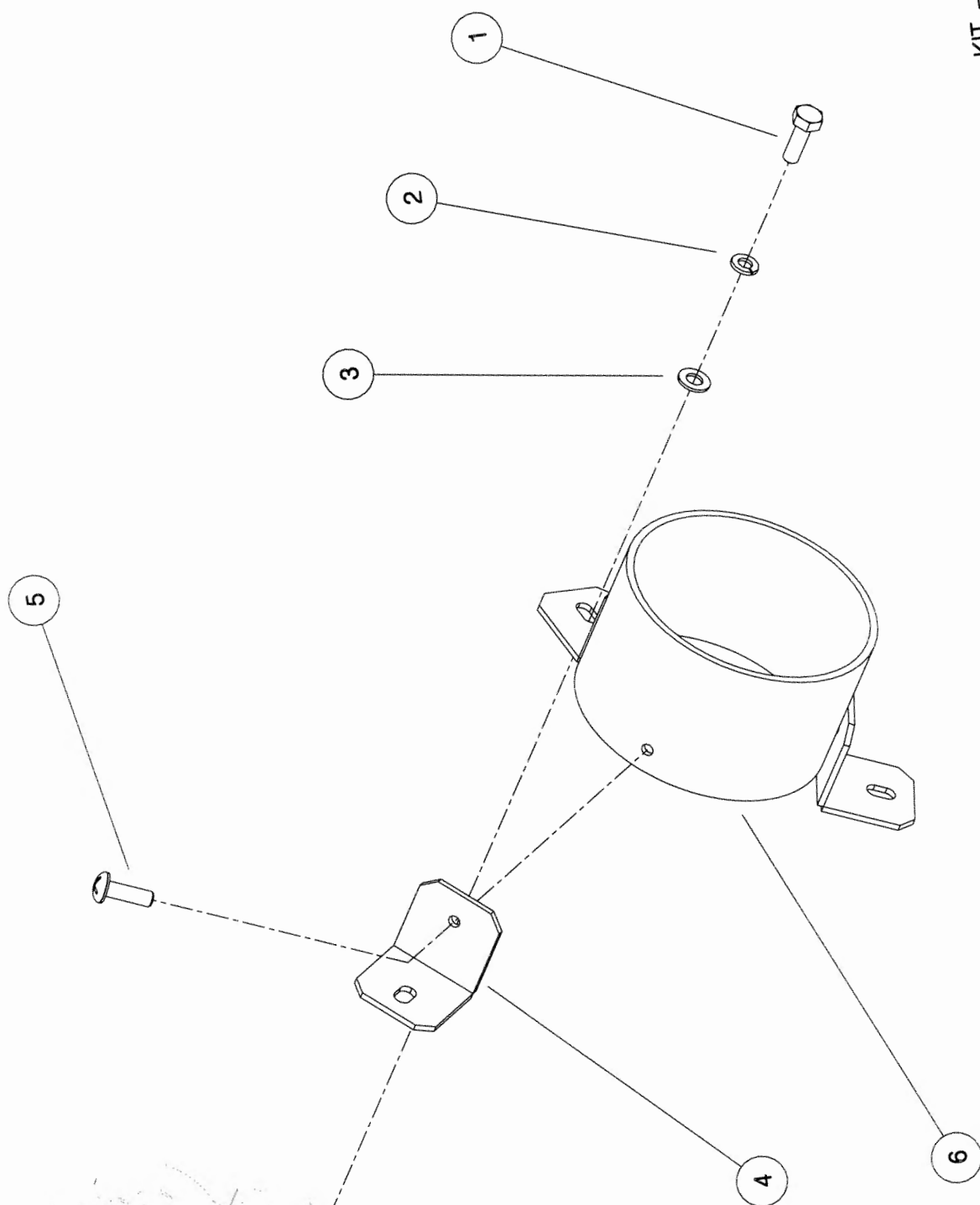


KIT-00525

**Shelbourne Reynolds Engineering Limited**

ASSY NUMBER: KIT-00527				ASSY DESCRIPTION: PTO END GUARD			
ITEM	PART NO	DESCRIPTION	QTY	ITEM	PART NO	DESCRIPTION	QTY
1	HSS-0055	SET SCREW	3				
2	WSH-0054	SPRING WASHER	3				
3	WSH-0006	FLAT WASHER	3				
4	194619 01	GUARD SECURING BRACKET	3				
5	SCW-5104	SCREW	3				
6	192985 06	GUARD TUBE	1				

KIT - 00527





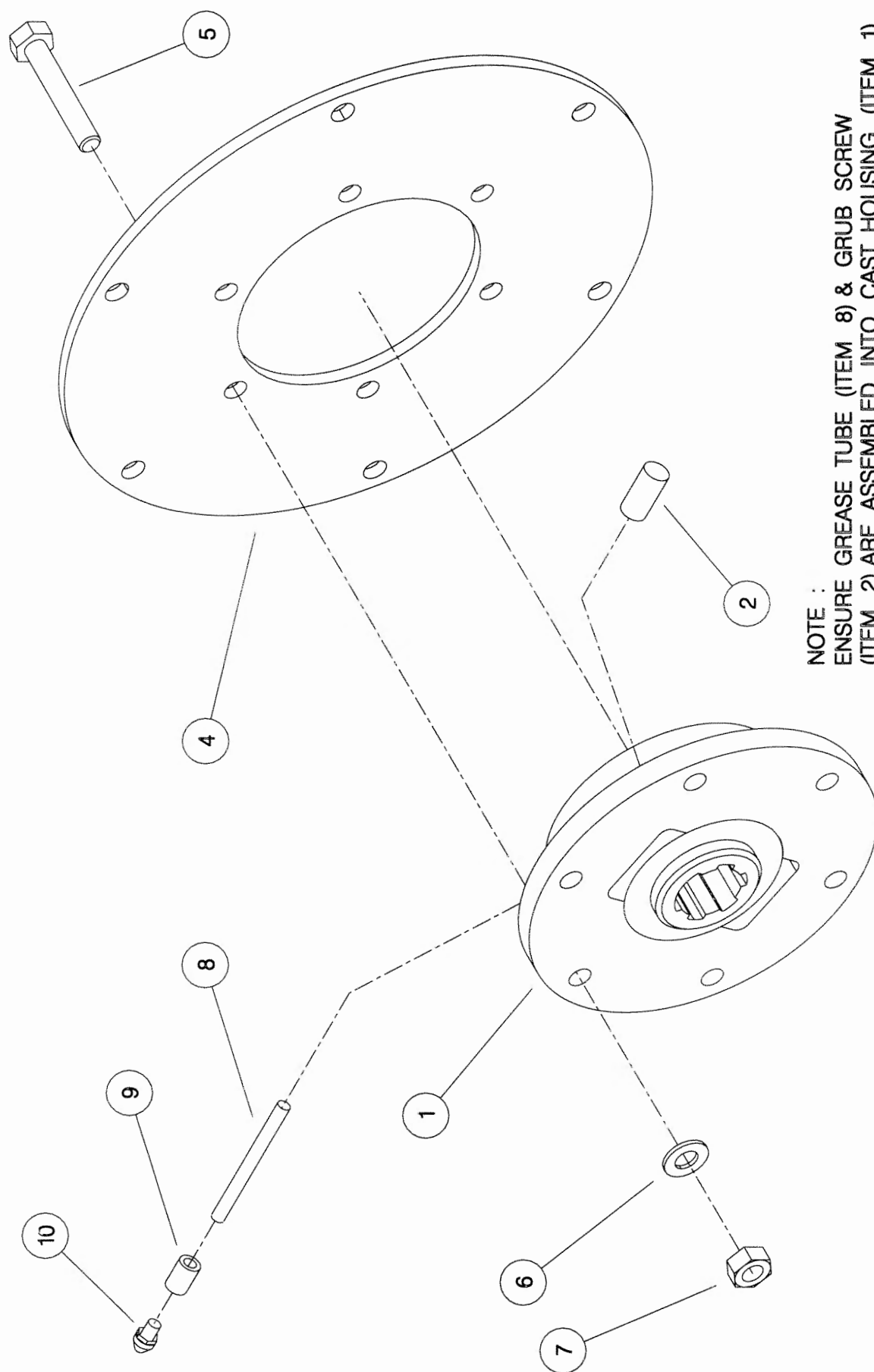
**Shelbourne Reynolds Engineering Limited**

ASSY NUMBER:		KIT-00976		SUB ASSY DESCRIPTION: BALL JOINT COUPLING			
ITEM	PART NO	DESCRIPTION	QTY	ITEM	PART NO	DESCRIPTION	QTY
1	193114 01	SPLINED BALL	1				
2	SCW-4530	GRUB SCREW	1				
3							
4	193106 01	DRIVE RING PLATE	1				
5	HSS-0198	SETSCREW	6				
6	WSH-0015	WASHER	6				
7	NUT-0265	NUT	6				
8	193077 01	GREASE TUBE	1				
9	193078 01	GREASE TUBE ADAPTOR	1				
10	NIP-00600	GREASE NIPPLE	1				

**Shelbourne Reynolds Engineering Limited**

ASSY NUMBER: KIT-00977				SUB ASSY DESCRIPTION: BALL JOINT COUPLING			
ITEM	PART NO	DESCRIPTION	QTY	ITEM	PART NO	DESCRIPTION	QTY
1	193115 01	BALL COUPLING ASSEMBLY	1				
2	SCW-4530	GRUB SCREW	1				
3							
4	193106 01	DRIVE RING PLT(C/RVS Mcs)	1				
OR	193076 01	DRIVE RING PLT(RX VS Mcs)					
5	HSS-0198	SETSCREW	6				
6	WSH-0015	WASHER	6				
7	NUT-0265	NUT	6				
8	193077 01	GREASE TUBE	1				
9	193078 01	GREASE TUBE ADAPTOR	1				
10	NIP-00600	GREASE NIPPLE	1				

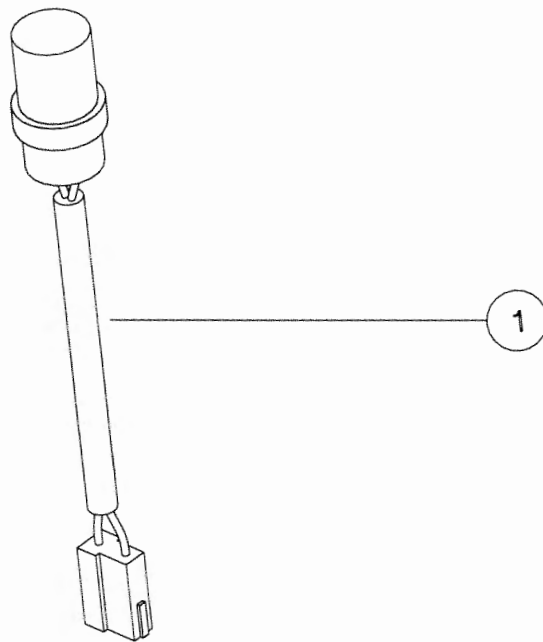




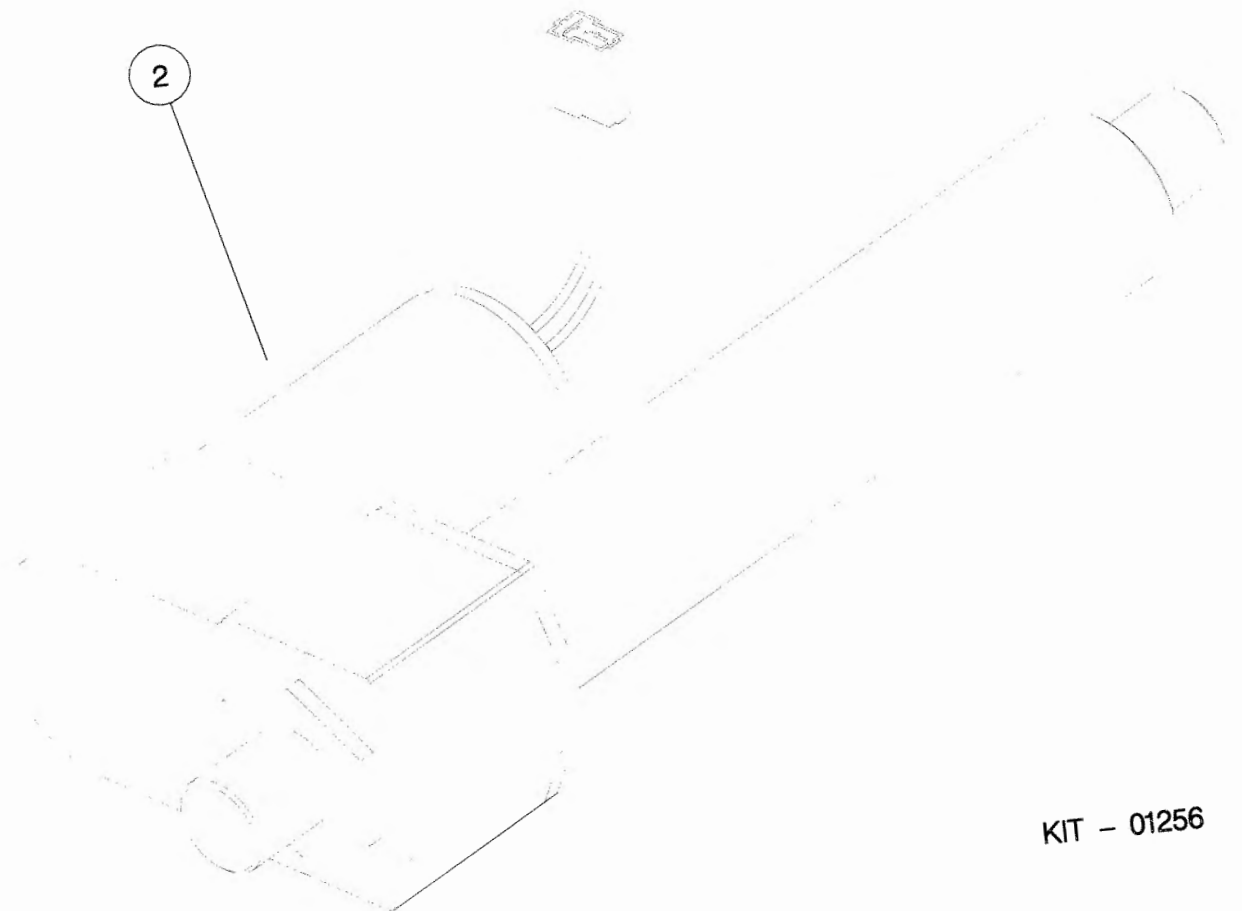
NOTE :  
 ENSURE GREASE TUBE (ITEM 8) & GRUB SCREW  
 (ITEM 2) ARE ASSEMBLED INTO CAST HOUSING (ITEM 1)  
 THE ORIENTATION SHOWN IS FOR A R.H. ROTOR  
 OPPOSITE ORIENTATION FOR L.H. ROTOR.

***Shelbourne Reynolds Engineering Limited***

ITEM		PART NO	DESCRIPTION	QTY	SUB ASSY DESCRIPTION: VARI SPEED CONTROL KIT (HEADER)			
1		195050 01	LOOM&PLUG ASSY	1				
2		REF ONLY	MOTE11006 PLUG&TERMINALS					



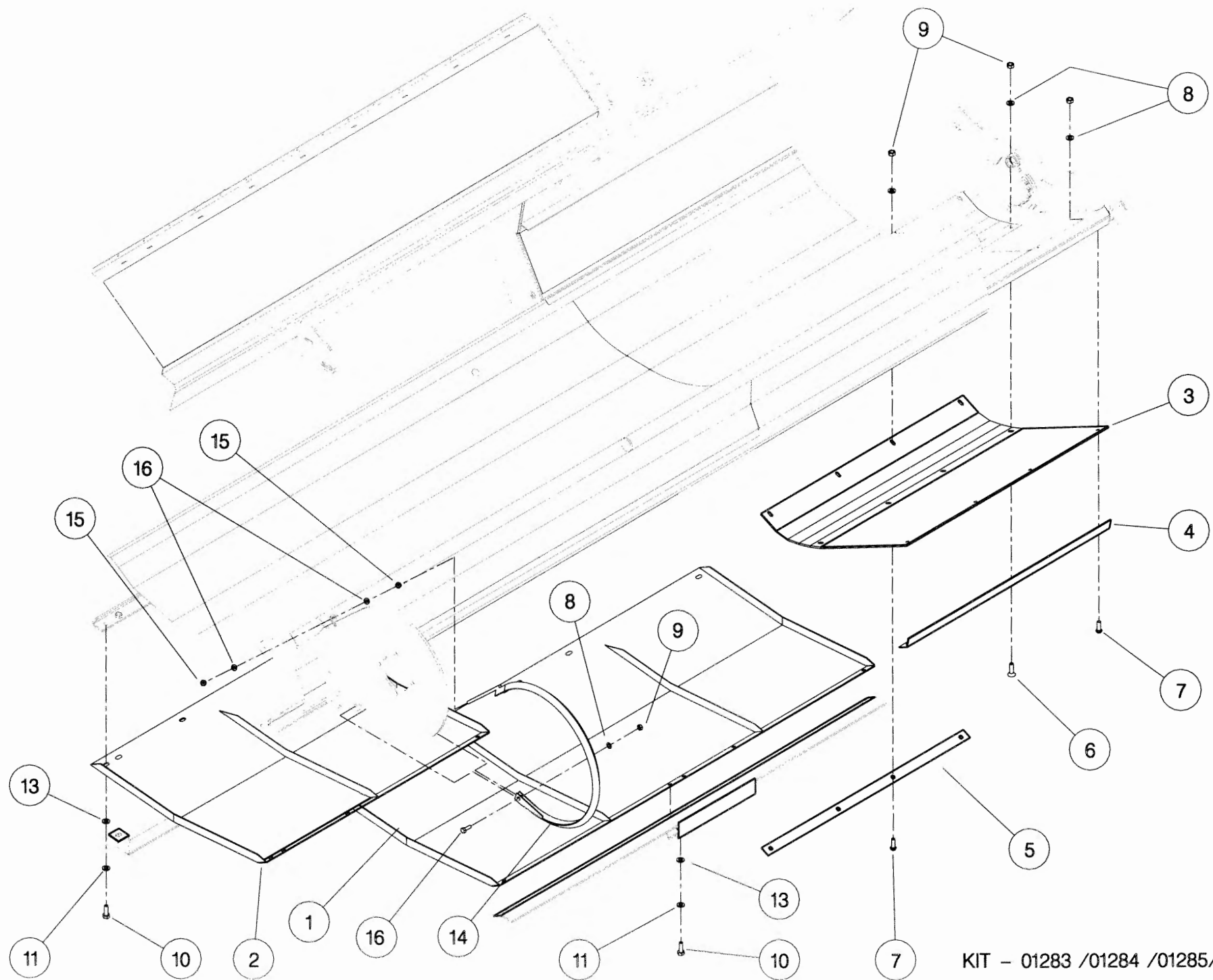
2



KIT - 01256

**Shelbourne Reynolds Engineering Limited**

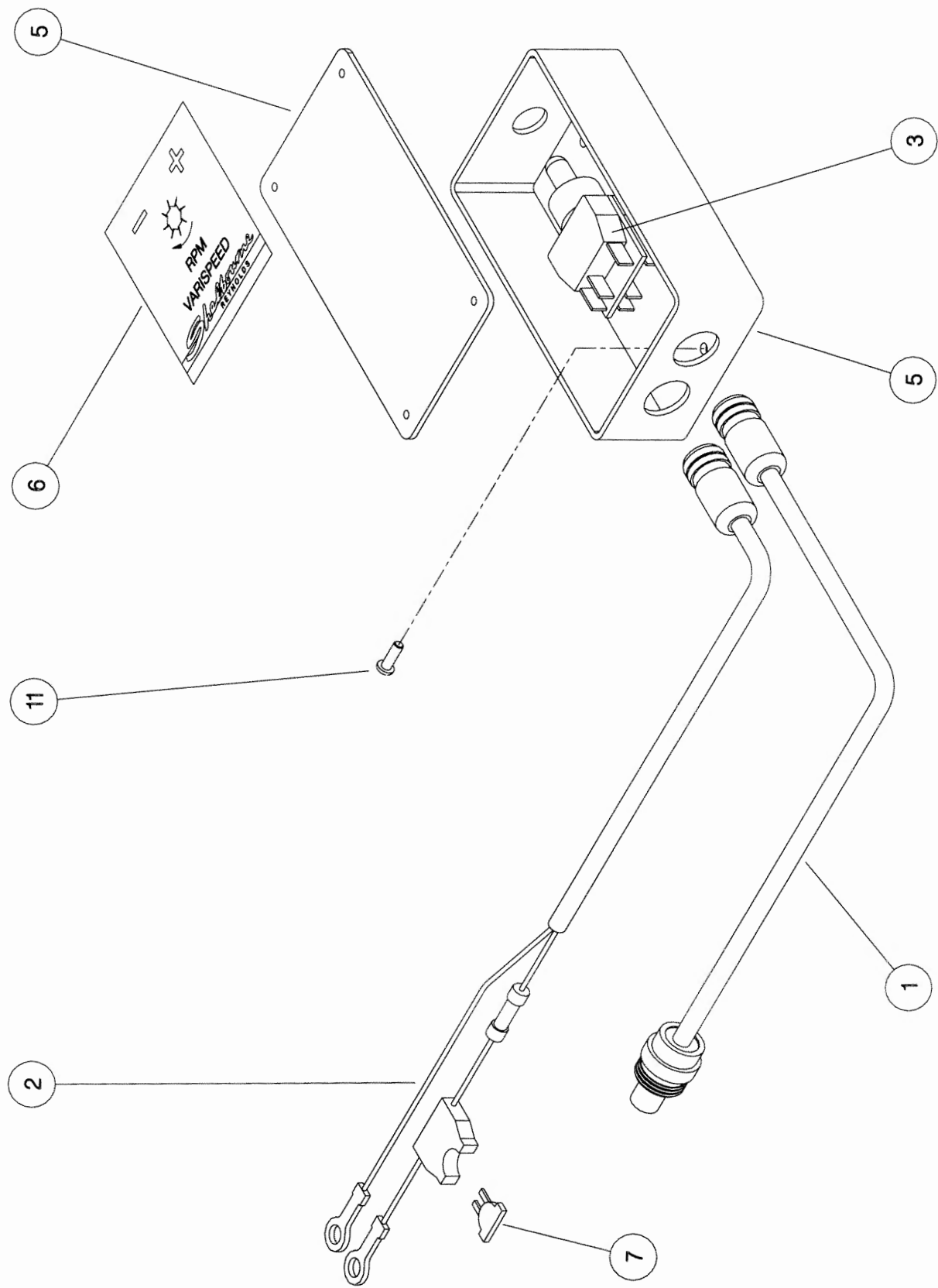
ASSEMBLY NO:		KIT-01284		ASSEMBLY DESCRIPTION:		6.0 BELLY/WEAR PLATE KIT	
ITEM	PART NO	DESCRIPTION	QTY	ITEM	PART NO	DESCRIPTION	QTY
1	195136 01	BELLY PAN	1				
2	195136 02	BELLY PAN	1				
3	195111 01	SKID WEAR PLATE	2				
4	195142 01	FIXING PLATE	2				
5	195144 01	FIXING PLATE	2				
6	SCW-1740	SCREW	8				
7	BLT-2700	COACH BOLT	16				
8	WSH-0012	WASHER	27				
9	NUT-0263	NUT	25				
10	HSS-0191	BOLT	8				
11	190119 75	WASHER	8				
12							
13	WSH-0061	WASHER	8				
14	192502 01	V STRIP	1				
15	NUT-0164	NUT	2				
16	HSS-0140	SET SCREW	1				



KIT - 01283 /01284 /01285/01293

**Shelbourne Reynolds Engineering Limited**

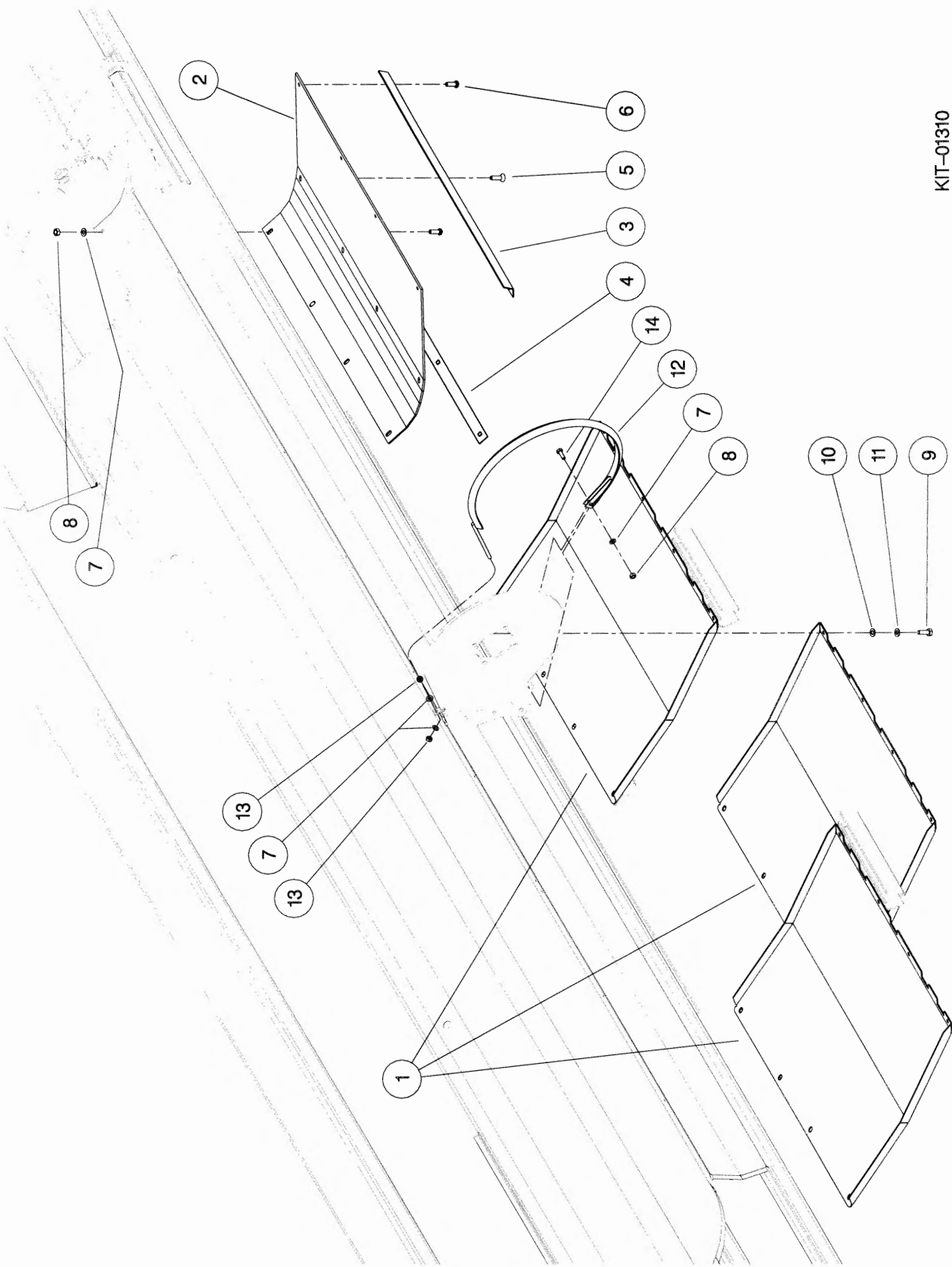
ASSY NUMBER:		KIT-01287		SUB ASSY DESCRIPTION:VARI SPEED CONTROLLER(COMBINE)			
ITEM	PART NO	DESCRIPTION	QTY	ITEM	PART NO	DESCRIPTION	QTY
1	195052 01	SUPPLY LOOM	1				
2	195052 02	POWER FEED LOOM	1				
3	SWT-00020	SWITCH	1				
4							
5	195150 01	CONTROL BOX	1				
6	195151 01	EMBLEM	1				
7	FUS-00026	FUSE	1				
8							
9							
10							
11	SCW-5180	SELF TAP SCREW	2				



**Shelbourne Reynolds Engineering Limited**

ASSEMBLY NO:		KIT-01310		ASSEMBLY DESCRIPTION:		UNIVERSAL BELLY/WEAR PLATE KIT	
ITEM	PART NO	DESCRIPTION	QTY	ITEM	PART NO	DESCRIPTION	QTY
1	195866 01	BELLY PAN	3				
2	195111 01	SKID WEAR PLATE	2				
3	195142 01	FIXING PLATE	2				
4	195144 01	FIXING PLATE	2				
5	SCW-1740	SCREW	8				
6	BLT-2700	COACH BOLT	16				
7	WSH-0012	WASHER	27				
8	NUT-0263	NUT	25				
9	HSS-0191	BOLT	8				
10	WSH-0015	PLAIN WASHER	4				
11	WSH-0061	WASHER	8				
12	192502 01	V STRIP	1				
13	NUT-0164	NUT	2				
14	HSS-0140	SET SCREW	1				





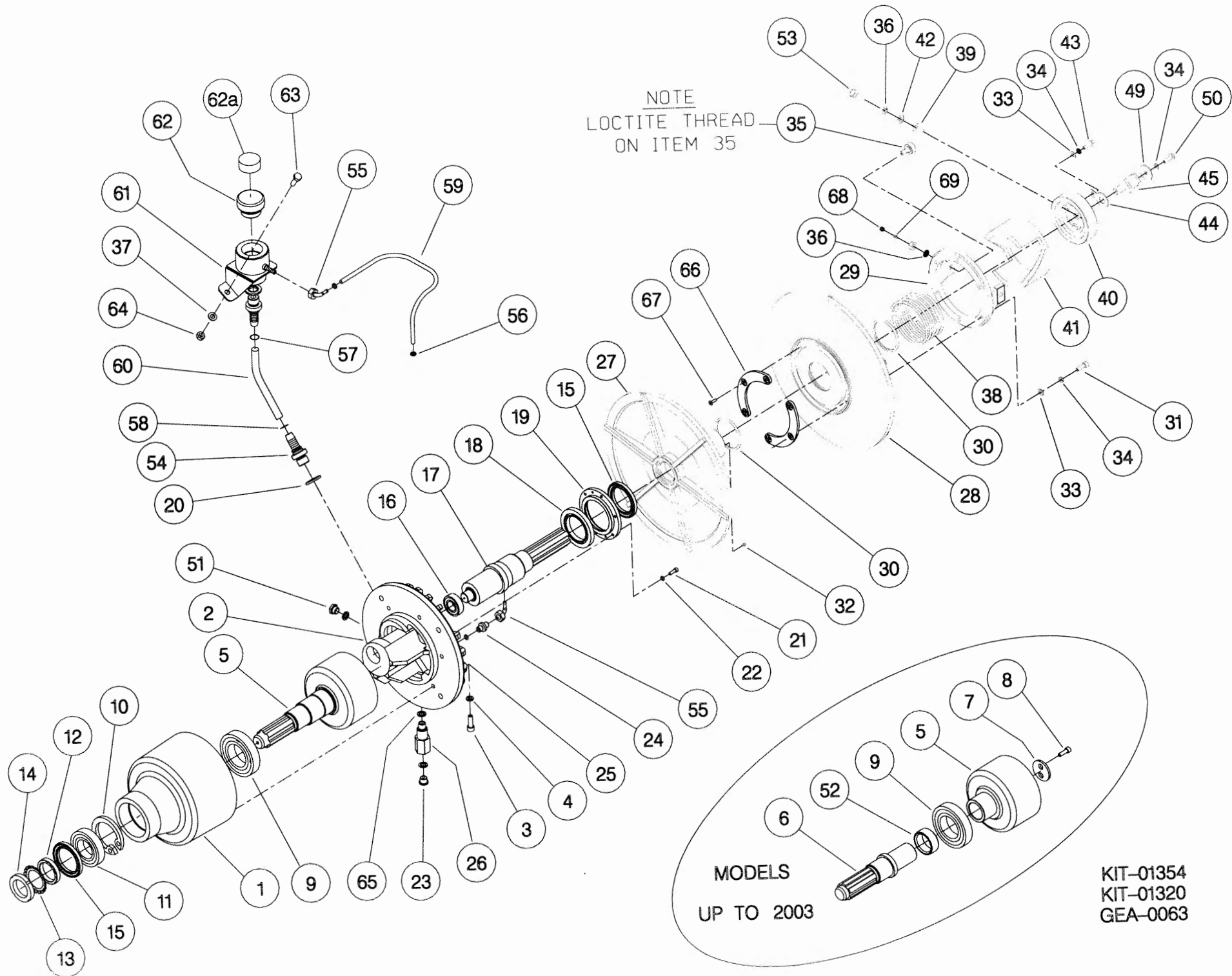


**Shelbourne Reynolds Engineering Limited**

ASSY NUMBER: KIT-01320 & KIT-01320A & B				ASSY DESCRIPTION: ROTOR PULLEY ASSY			
ITEM	PART NO	DESCRIPTION	QTY	ITEM	PART NO	DESCRIPTION	QTY
1				38	SPGC00042	SPRING WHITE (2007,2008 & ON)	1
2						(FITTED IN KIT-01320B)	
3				OR	SPGC00038	SPRING YELLOW (2007 & 2008)	1
4						(FITTED IN KIT-01320A)	
5				OR	SPGC00030	SPRING (UP TO 2007)	1
6						(FITTED IN KIT-01320)	
7				39	194202 01	SLEEVE	2
8				40	197522 02	CAM CARRIAGE WHITE(2007,08&ON)	1
9						(FITTED IN KIT-01320B)	
10				OR	194205 02	CAM CARRIAGE YELLOW	1
11						(FITTED IN KIT-01320 & 01320A)	
12				41	194204 01	CAM	1
13				42	190119 11	WASHER	2
14				43	HSS-0157	SET SCREW	6
15				44			
16				45			
17				46			
18				47			
19				48			
20				49			
21				50			
22				51			
23				52			
24				53	HSS-0202	SETSCREW	2
25				59			
26				61			
27	193570 01	INNER PULLEY SHEAVE	1	62			
28	193571 01	OUTER PULLEY SHEAVE	1	63			
29	194194 01	CAM FOLLOWER BRACKET	1	64			
30	ORA300750	'O'RING	2	65			
31	HSS-0152	SET SCREW	6	66	197523 01	PULLEY SPACER HALF RING	2
32	NIP-00610	GREASE NIPPLE	1			(2007 & 2008, FITTED IN KIT-01320A)	
33	WSH-0012	PLAIN WASHER	12	67	SCEA08083	CSK.SOC.HEAD SCREW	2
34	WSH-0058	SPRING WASHER	12			(2007 & 2008, FITTED IN KIT-01320A)	
35	197640 01	CAM FOLLOWER ASSY	2	68	NIP-90000	NEEDLE POINT GREASE ADAPT.	1
36	WSH-0061	SPRING WASHER	4			(EARLY 2007 ONLY)	
37				69	NIP-0001	GREASE NIPPLE	1
	*REFER TO	ILLUSTRATION GEA-0063*				(EARLY 2007 ONLY)	

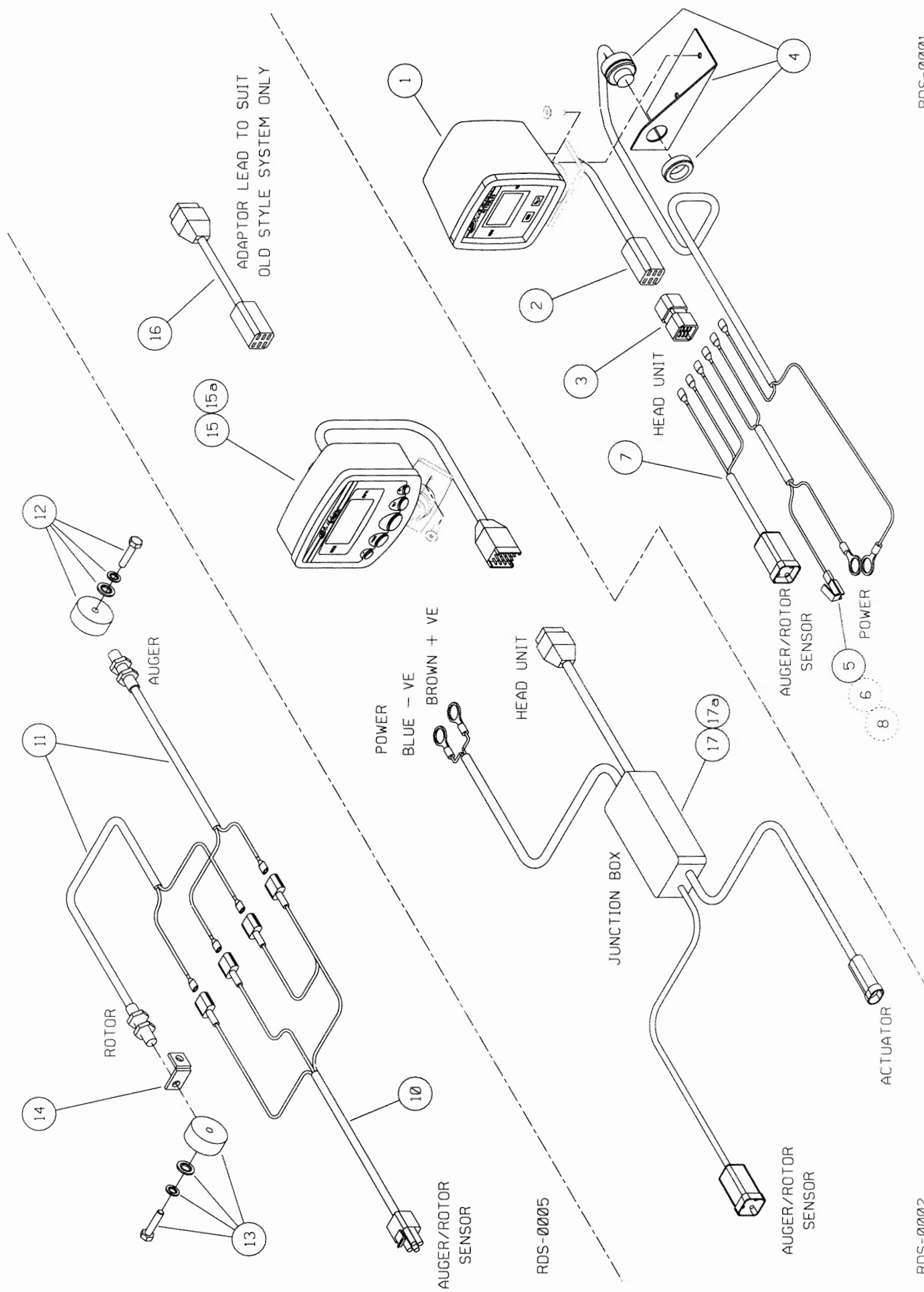
**Shelbourne Reynolds Engineering Limited**

ASSY NUMBER: KIT-01354				ASSY DESCRIPTION: ROTOR PULLEY ASSY			
ITEM	PART NO	DESCRIPTION	QTY	ITEM	PART NO	DESCRIPTION	QTY
1				39	194202 01	SLEEVE	2
2				40	197522 02	CAM CARRIAGE	1
3				41	194204 01	CAM	1
4				42	190119 11	WASHER	2
5				43	HSSA08350	SET SCREW	6
6				44			
7				45			
8				46			
9				47			
10				48			
11				49			
12				50			
13				51			
14				52			
15				53	HSS-0202	SETSCREW	2
16				54			
17				55			
18				56			
19				57			
20				58			
21				59			
22				61			
23				62			
24				63			
25				64			
26				65			
27	193570 01	INNER PULLEY SHEAVE	1	66	197523 01	PULLEY SPACER HALF RING	2
28	193571 01	OUTER PULLEY SHEAVE	1	67	SCEA08083	CSK.SOC.HEAD SCREW	6
29	194194 01	CAM FOLLOWER BRACKET	1				
30	ORA300750	'O'RING	2				
31	HSS-0152	SET SCREW	6				
32	NIP-00610	GREASE NIPPLE	1				
33	WSH-0012	PLAIN WASHER	12				
34	WSH-0058	SPRING WASHER	12				
35	197640 01	CAM FOLLOWER ASSY	2				
36	WSH-0061	SPRING WASHER	2				
37							
38	SPGC00042	SPRING	1				



**Shelbourne Reynolds Engineering Limited**

ASSY NUMBER: RDS-0001/RDS-0002&RDS-0005				ASSY DESCRIPTION: TACHO KIT 2003 ONWARDS			
ITEM	PART NO	DESCRIPTION	QTY	ITEM	PART NO	DESCRIPTION	QTY
1	RDS-0010	TACHO HEAD COMPLETE	1	13	RDS-0020	MAGNET CARRIER,	1
2	RDS-0011	TACHO HEAD PLUG & ARMS	1			SET SCREW,	1
3	RDS-0012	HARTING CONNECTOR &	1			PENNY WASHER &	1
		STICKER	1			SPRING WASHER	1
4	RDS-0013	AUDIBLE ALARM,	1	14	RDS-0021	ROTOR SENSOR BRACKET	1
		FIXING BRACKET &		15	RDS-0027	TACHO HEAD COMPLETE	1
		SELF TAP.SCREWS	2	15a	RDS-0029	TACHO HEAD FIX.ARM KIT	1
5	RDS-0014	POWER CONNECTION LEAD	1	16	RDS-0006	CONNECTOR LEAD	1
6	FUS-0022	FUSE	1	17	RDS-0028	JUNCTION BOX/COMBINE LEAD	1
7	RDS-0015	COMBINE LEAD	1	17a	FUS-00026	FUSE	1
8	RDS-0016	24V-12V CONVERTER KIT	1				
9							
10	RDS-0017	HEADER LEAD	1				
11	RDS-0018	SHAFT SENSOR	2				
12	RDS-0019	MAGNET,	1				
		TAPTITE BOLT &	1				
		FIBRE WASHER	1				







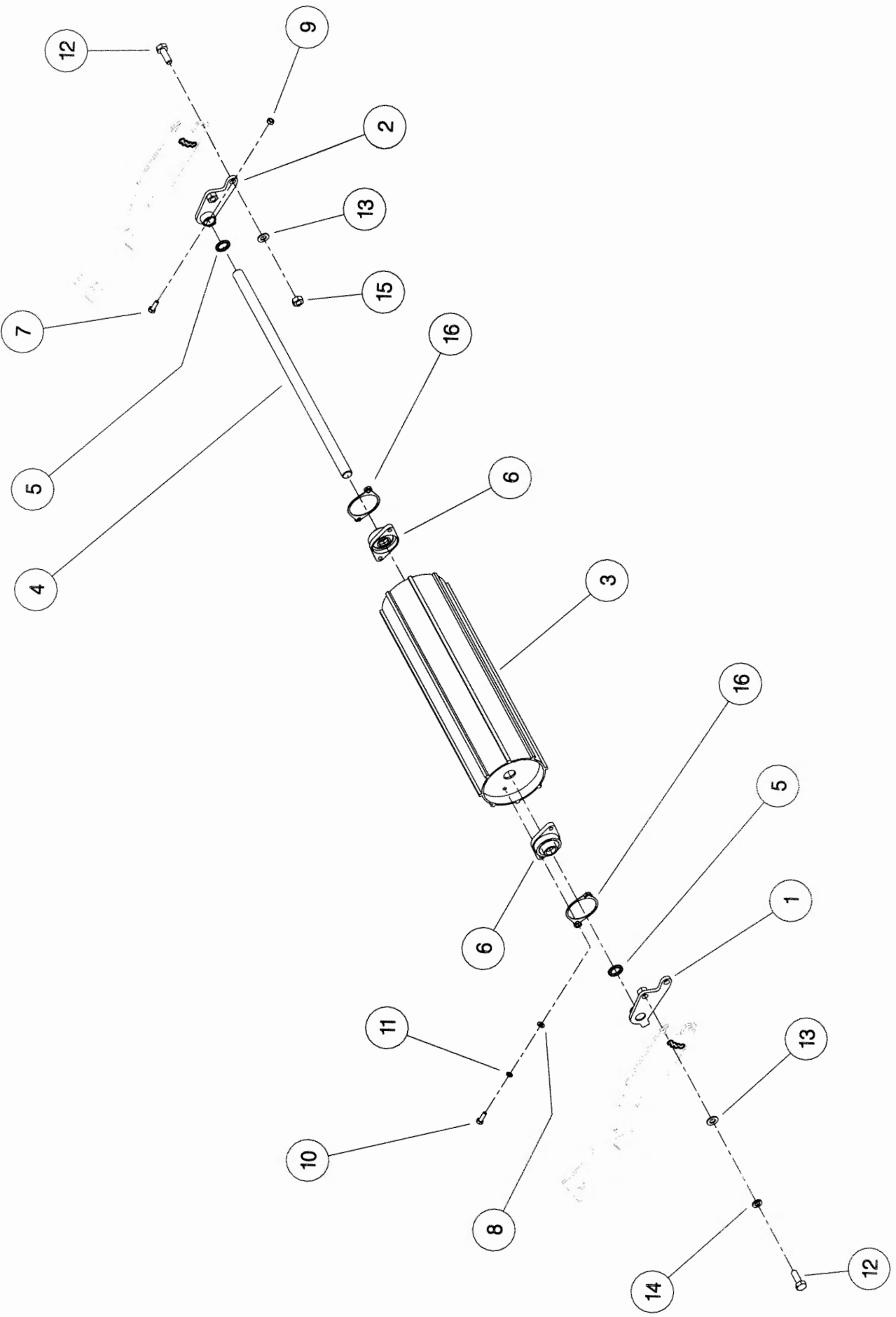
# **Shelbourne Header**

## **C/Rvs Range**

<b>Kit Option</b>
-------------------

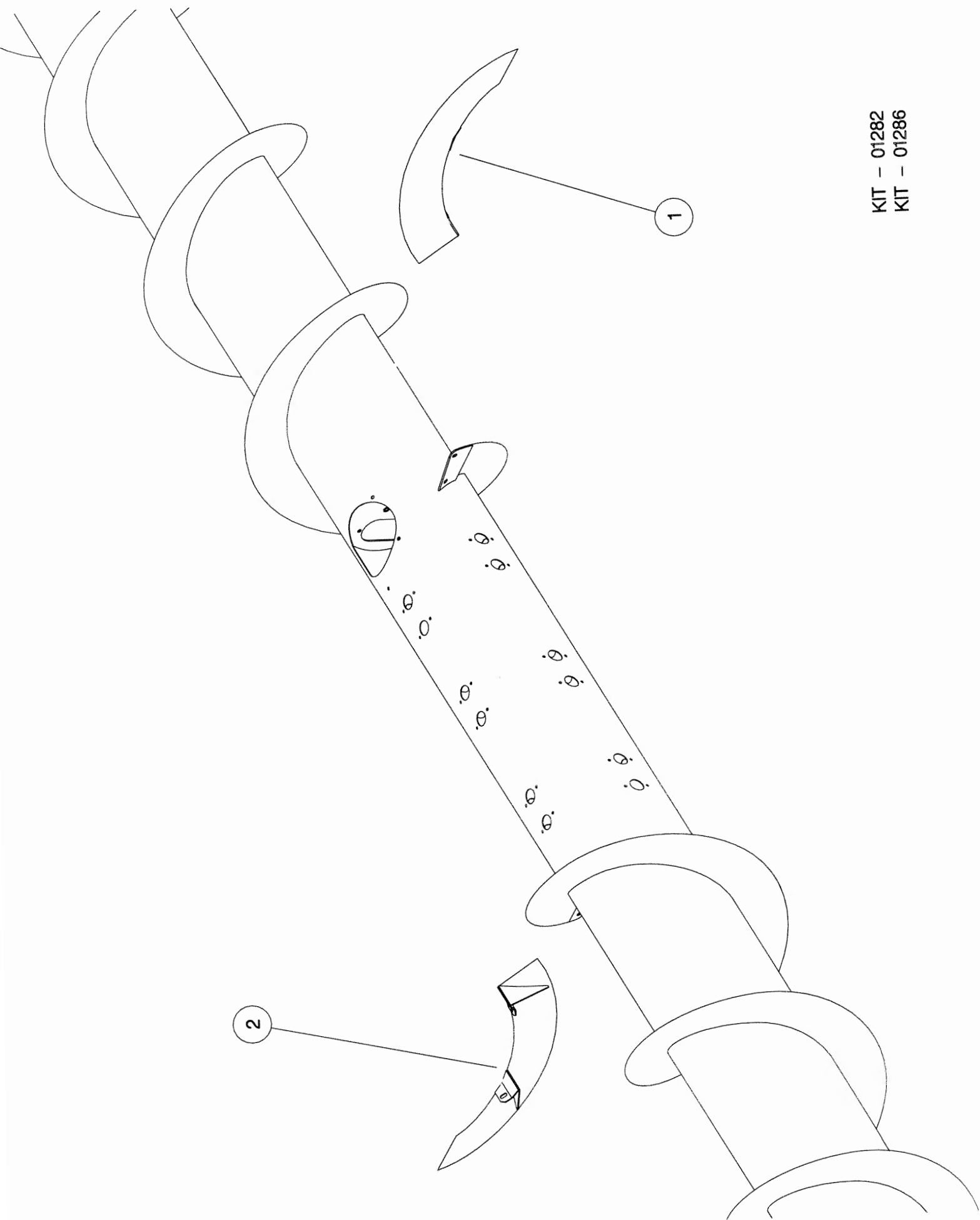
**Shelbourne Reynolds Engineering Limited**

ASSEMBLY NO: KIT-01281				ASSEMBLY DESCRIPTION: CVS OPTIONAL ROLLER KIT			
ITEM	PART NO	DESCRIPTION	QTY	ITEM	PART NO	DESCRIPTION	QTY
1	193831 01	ROLLER ADJUSTER RH	2				
2	193831 02	ROLLER ADJUSTER LH	2				
3	193834 01	ROLLER	2				
4	193832 01	CENTRE SHAFT	2				
5	190119 03	WASHER	8				
6	BRG-23045	BEARING	4				
7	BLTA10350	BOLT	4				
8	WSH-0015	PLAIN WASHER	8				
9	NUT-0265	NYLOC NUT	4				
10	HSS-0198	BOLT	8				
11	WSH-0061	SPRING WASHER	8				
12	HSS-0318	BOLT	8				
13	WSH-0024	PLAIN WASHER	8				
14	WSH-0070	SPRING WASHER	4				
15	NUT-0271	NYLOC NUT	4				
16	194869 01	LOCKING PLATE	4				



***Shelbourne Reynolds Engineering Limited***

ASSEMBLY NO:		KIT-01286		ASSEMBLY DESCRIPTION:		180° FLIGHT EXTENSION KIT (HARD)	
ITEM	PART NO	DESCRIPTION	QTY	ITEM	PART NO	DESCRIPTION	QTY
1	195148 01	FLIGHT EXTENSION LH	1				
2	195148 02	FLIGHT EXTENSION RH	1				



KIT - 01282  
KIT - 01286

***Shelbourne Reynolds Engineering Limited***

ASSEMBLY NO:		KIT-01313		ASSEMBLY DESCRIPTION:		6.0mt SPILL PLATE EXTENSION KIT	
ITEM	PART NO	DESCRIPTION	QTY	ITEM	PART NO	DESCRIPTION	QTY
1	195859 01	1.2mt EXTENSION	5				
2							
3	HSS-0084	BOLT	20				
4	NUT-0260	NUT	20				
5	WSH-0009	WASHER	40				

