

Shelbourne

REYNOLDS

CVS 20

PARTS MANUAL - 2018 AND 2019 ONLY



Shelbourne Reynolds Engineering Ltd
Stanton, Bury St Edmunds,
Suffolk, IP31 2AR, England

Telephone: 01359 250415
Fax: 01359 250464

Stores Direct : 01359 251231
Stores Direct: 01359 252031

Shelbourne Reynolds Inc.
Colby PO box 607,
1250 S Country Club Drive,
Colby, Kansas 67701
U.S.A.

Telephone: (785) 462 6299

Fax: (785) 462 6761

Issue 6

18/01/2023

www.shelbourne.com



STRIPPER HEADER

ORDERING SPARE PARTS

IMPORTANT

Your Stripper Header is made up of a Machine assembly number (common parts), specific sub assemblies and also customer optional build kits. The machine, sub assemblies and optional kit numbers are listed in the front pages of your Operators manual. If you do not have these numbers please contact Shelbourne Reynolds Parts Department direct on (telephone) Stanton - (01359) 251231 or Colby - (785) 462 6299.

To ensure that you order the correct part from your SRE dealer please use the following procedure.

ALWAYS QUOTE THE MACHINE AND SERIAL NUMBERS WHEN ORDERING.

The year and/or serial number of the machine may determine the correct sub assembly.

Refer to the Parts Manuals front page/s, listing the machine assemblies. Select the correct machine assembly number which is printed in the top left corner of the page (starting with 1965_ _ 01), This machine number can also be taken from the Stripper Header identification plate located on the rear left hand corner of the machine.

On this page you will find the parts listing for the common parts for every configuration of that machine assembly number. You will find the corresponding drawing by either looking at the facing page or progressing through the manual to the next drawing. The drawings indicate the components by item numbers, which you will find, are repeated in the left-hand side of your parts listing, and therefore referring to the correct part.

Note all parts will not be found listed below the machine number. Other parts will be from specific sub assemblies and optional kits. These sub assemblies and kits will be found in numerical order further through the manual. Sub assemblies start with 1960_ _ 01 and kits start with KIT- 19 _ _ _.

The parts listing for adaptor plates, drive kits and hydraulic couplings can be found in the following manuals;

Drive & Adaptor Plate Manuals

| | |
|--------------------|-----------|
| Massey Ferguson | MAN-03172 |
| Claas/Cat | MAN-03173 |
| John Deere | MAN-03174 |
| New Holland | MAN-03175 |
| Laverda | MAN-03176 |
| Gleaner/Challenger | MAN-03177 |
| Case IH | MAN-03178 |

KEY- m = Meter A/R = Quantity as Required

List Of Kit Numbers

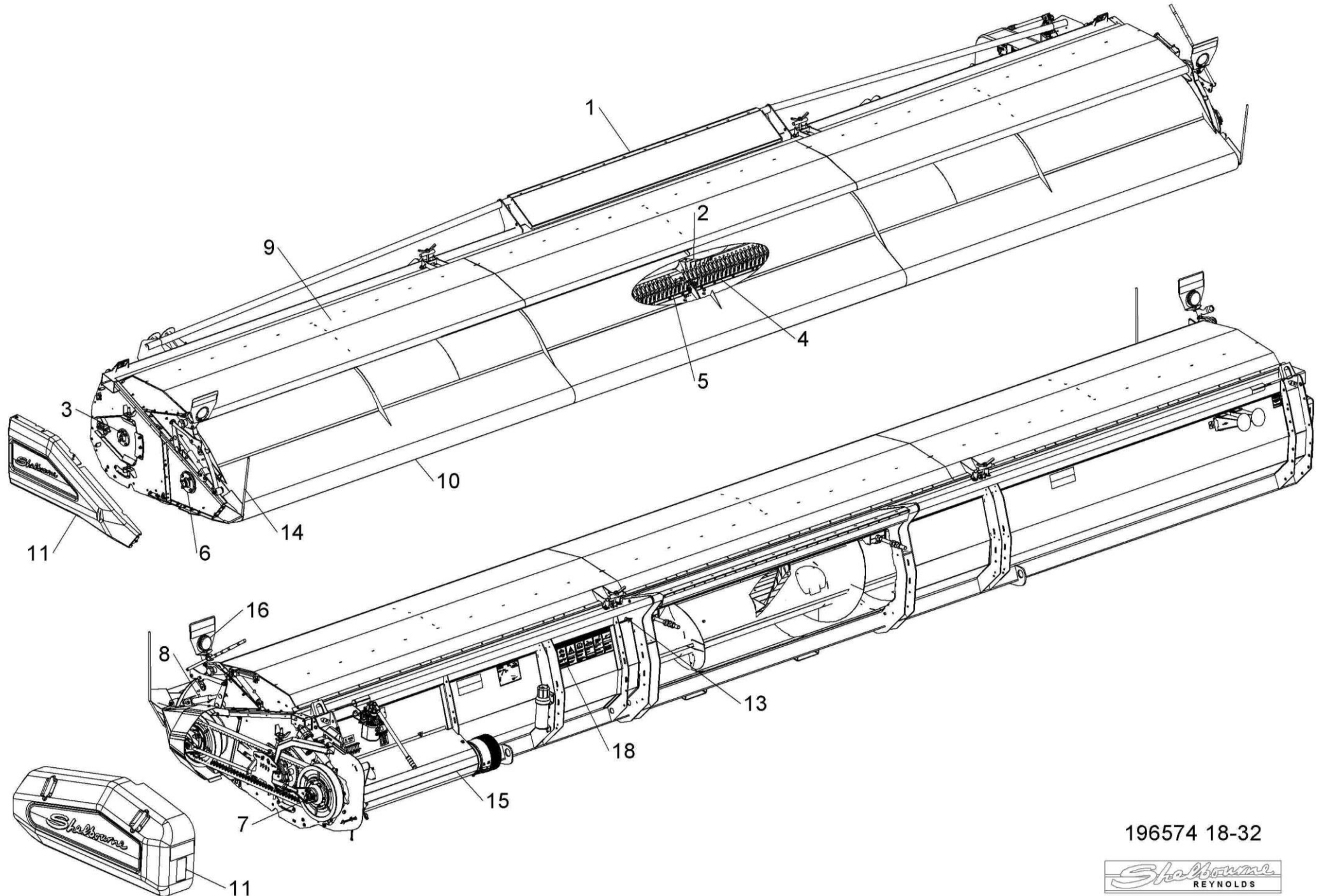
| | | |
|------------|--|----|
| 196574 20 | Shelbourne Header | 1 |
| 196143 11 | Header Lights Sub Assembly | 3 |
| 196173 02 | Stripping Rotor Assembly RH 3.0m | 5 |
| 196193 10 | Hydraulic Circuit Sub Assembly | 7 |
| 196194 10 | Top Door Cowl Assembly | 9 |
| 196195 10 | Adjustable Crop Deflector Sub Assembly | 11 |
| 196228 02 | Stripping Rotor LH 3.0m | 13 |
| 196247 10 | Bolt On Paddle Auger Assembly | 15 |
| 196287 01 | VS Drive Sub Assembly | 17 |
| 196288 01 | Emblems And Guards Sub Assembly | 20 |
| 196289 01 | Divider Sub Assembly | 23 |
| 196292 01 | Auger Mounting Sub Assembly | 25 |
| 196294 02 | Rotor Mounting Sub Assembly | 27 |
| 196295 20 | Frame And Parts Sub Assembly | 30 |
| | | |
| GEA-0058 | Input Gearbox Assembly | 33 |
| KIT-00112 | Idler Assembly Kit | 35 |
| KIT-00123 | Auger Slip Clutch | 37 |
| KIT-00530 | PTO Cone Kit | 39 |
| KIT-00931 | PTO Support Kit | 41 |
| KIT-00976A | Ball Joint Centre Coupling | 43 |
| KIT-01386 | Rear Pulley Assembly (Bolt In Hubs) | 45 |
| KIT-01399 | Rotor Pulley Assembly HD | 47 |
| KIT-01401 | Safety Decal Kit North America | 49 |
| KIT-01402 | Safety Decal Kit ISO | 51 |
| PTO-260** | Stripper PTO | 53 |
| RDS-0002 | RDS Equipment | 55 |
| RDS-0007 | RDS Equipment | 55 |

Kit Options 58

| | | |
|-----------|----------------------------------|----|
| KIT-01299 | Skid Poly Slip Plate Kit | 59 |
| KIT-01340 | Steel Skid Cover Kit | 61 |
| KIT-01384 | Anti-Wrap Plate Kit | 63 |
| KIT-01404 | Non Aggressive Centre Finger Kit | 65 |
| KIT-01418 | CE Area Kit | 67 |
| KIT-01440 | Hardox Skid Cover Kit | 69 |

Shelbourne Reynolds Engineering Limited

| ASSY NUMBER: 196574 20 | | | | ASSY DESCRIPTION: Cvs20 SHELBOURNE HEADER | | | |
|------------------------|-----------|----------------------------------|-----|---|---------|-------------|-----|
| ITEM | PART NO | DESCRIPTION | QTY | ITEM | PART NO | DESCRIPTION | QTY |
| 1 | 196295 20 | FRAME & PARTS SUB | 1 | | | | |
| 2 | 196247 10 | PADDLE AUGER ASSY | 1 | | | | |
| 3 | 196292 01 | AUGER MTG SUB ASSY | 1 | | | | |
| 4 | 196228 02 | STRIPPING ROTOR ASSY 3.0m LH | 1 | | | | |
| 5 | 196173 02 | STRIPPING ROTOR ASSY 3.0m RH | 1 | | | | |
| 6 | 196294 02 | ROTOR MTG SUB ASSY | 1 | | | | |
| 7 | 196287 01 | VS DRIVE SUB ASSY | 1 | | | | |
| 8 | 196193 10 | HYDRAULICS | 1 | | | | |
| 9 | 196194 10 | TOP DOOR COWL SUB ASSY | 1 | | | | |
| 10 | 196195 10 | ADJ. CROP DEFLECTOR SUB | 1 | | | | |
| 11 | 196288 01 | EMBLEMS & GUARDS SUB | 1 | | | | |
| 12 | RDS-0007 | HEADER MONITOR LOOM KIT | 1 | | | | |
| 13 | RDS-0002 | COMBINE MONITOR KIT | 1 | | | | |
| 14 | 196289 01 | DIVIDER SUB | 1 | | | | |
| 15 | KIT-00530 | PTO CONE KIT | 1 | | | | |
| 16 | 196143 11 | HEADER LIGHTS SUB | 1 | | | | |
| 17 | | | | | | | |
| 18 | KIT-01401 | SAFETY DECAL KIT (N AMERICA) | 1 | | | | |
| OR | KIT-01402 | SAFETY DECAL KIT (REST OF WORLD) | 1 | | | | |

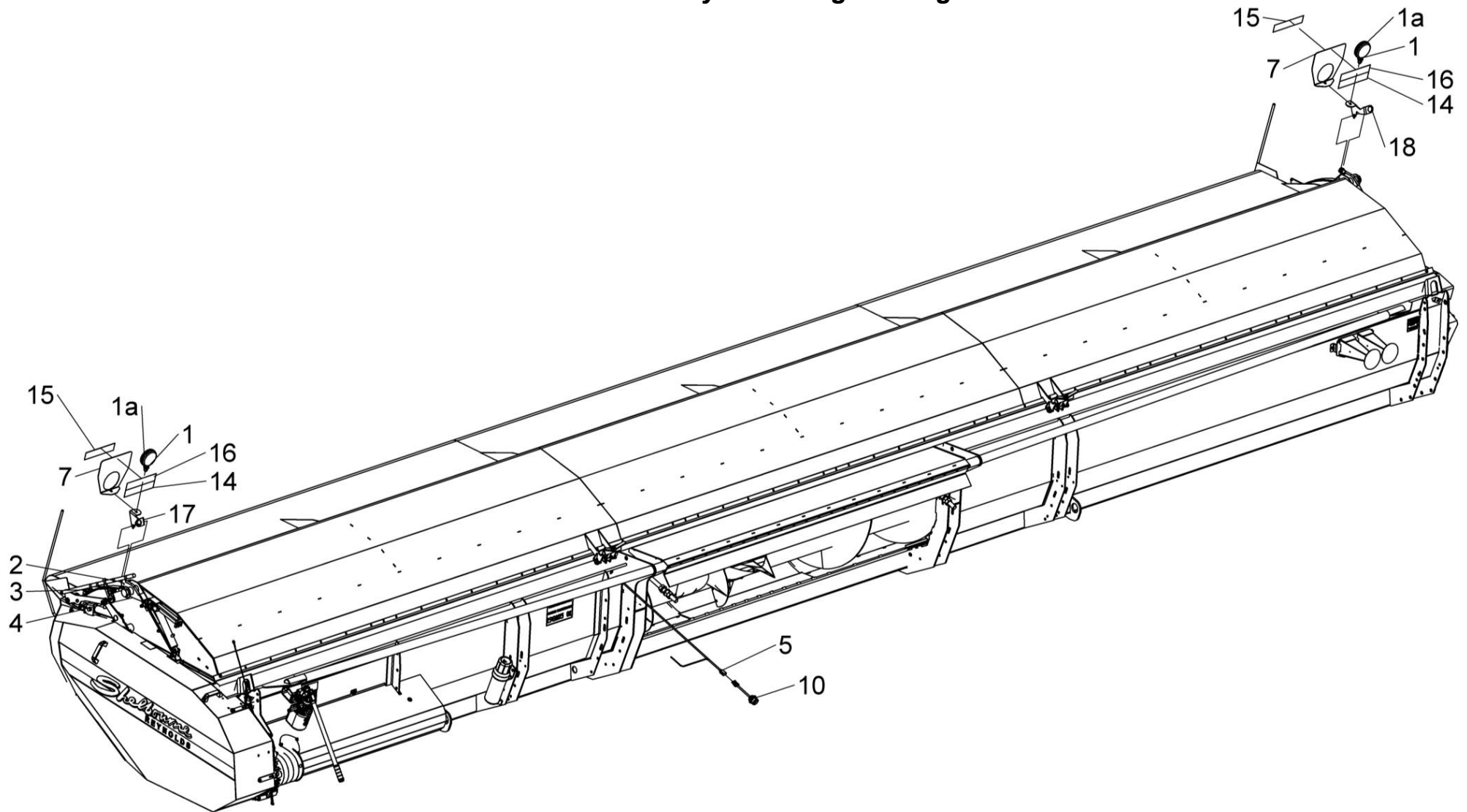


196574 18-32



Shelbourne Reynolds Engineering Limited

| ASSY NUMBER: 196143 11 | | | | ASSY DESCRIPTION: HEADER LIGHTS SUB 6.6m & SMALLER | | | |
|------------------------|---------------|--------------------------------|-------|--|---------|-------------|-----|
| ITEM | PART NO | DESCRIPTION | QTY | ITEM | PART NO | DESCRIPTION | QTY |
| 1 | LMP-10505 | INDICATOR LAMP | 2 | | | | |
| 1a | BLB-0015 | SPARE BULB (2013 & ON) | | | | | |
| OR | BLB-0020 | SPARE BULB (2012 - 2013) | | | | | |
| OR | BLB-0075 | SPARE BULB (UPTO 2012) | | | | | |
| 1b | LMP-10009 | SPARE LENS (3 SCREWS, 2013&ON) | | | | | |
| 1b | LMP-10006 | SPARE LENS (GROTE, 2012-2013) | | | | | |
| 1b | LMP-10000 | SPARE LENS FRONT (UPTO 2012) | | | | | |
| 1c | LMP-10001 | SPARE LENS REAR(PMG UPTO 2012) | | | | | |
| 2 | ETM-00440 | LOOP TERMINAL | 2 | | | | |
| 3 | HSS-0055 | SETSCREW | 3 | | | | |
| OR | SCW-5180 | SELF TAP SCREW | 3 | | | | |
| 4 | ETM-00560 | MALE BULLET TERMINAL | 2 | | | | |
| 5 | 198524 01 | WIRE LOOM & PLUG ASSY | 1 | | | | |
| 6 | | | | | | | |
| 7 | 290739 01 | INDICATOR GUARD (2019 & ON) | 2 | | | | |
| OR | 193567 01 | INDICATOR GUARD (UP TO 2019) | 2 | | | | |
| 8 | | | | | | | |
| 9 | WSH-0006 | PLAIN WASHER | 3 | | | | |
| 10 | 193516 01 | LIGHT PLUG (JD PRE 50 SERIES) | 1 | | | | |
| OR | 195207 01 | LIGHT PLUG (JD 50 SERIES) | 1 | | | | |
| OR | SEE KIT-01727 | LIGHT PLUG (JD 60,70 & S SER) | 1 | | | | |
| OR | 197040 01 | LIGHT PLUG (CASE IH & NH) | 1 | | | | |
| a | ECN-09060 | SPARE LOCK WASHER | | | | | |
| b | ECN-09050 | SPARE PANEL NUT | | | | | |
| OR | 198732 01 | LIGHT PLUG (NH TR) | 1 | | | | |
| OR | SEE KIT-01731 | LIGHT PLUG (AGCO MULTI) | 1 | | | | |
| OR | 291911 01 | LONG LIGHT CABLE (11m) | 1 | | | | |
| 11 | | | | | | | |
| 12 | | | | | | | |
| 13 | | | | | | | |
| 14 | TPE-00300 | FLUORESCENT TAPE -RED/ORANGE | 0.23m | | | | |
| 14 | TPE-00300 | FLUORESCENT TAPE -RED/ORANGE | 0.23m | | | | |
| 15 | TPE-00250 | REFLECTIVE TAPE - YELLOW | 0.23m | | | | |
| 15 | TPE-00250 | REFLECTIVE TAPE - YELLOW | 0.23m | | | | |
| 16 | TPE-00251 | REFLECTIVE TAPE - RED | 0.23m | | | | |
| 16 | TPE-00251 | REFLECTIVE TAPE - RED | 0.23m | | | | |
| 17 | 198958 01 | LH LIGHT MOUNTING BRACKET | 1 | | | | |
| 18 | 198958 02 | RH LIGHT MOUNTING BRACKET | 1 | | | | |



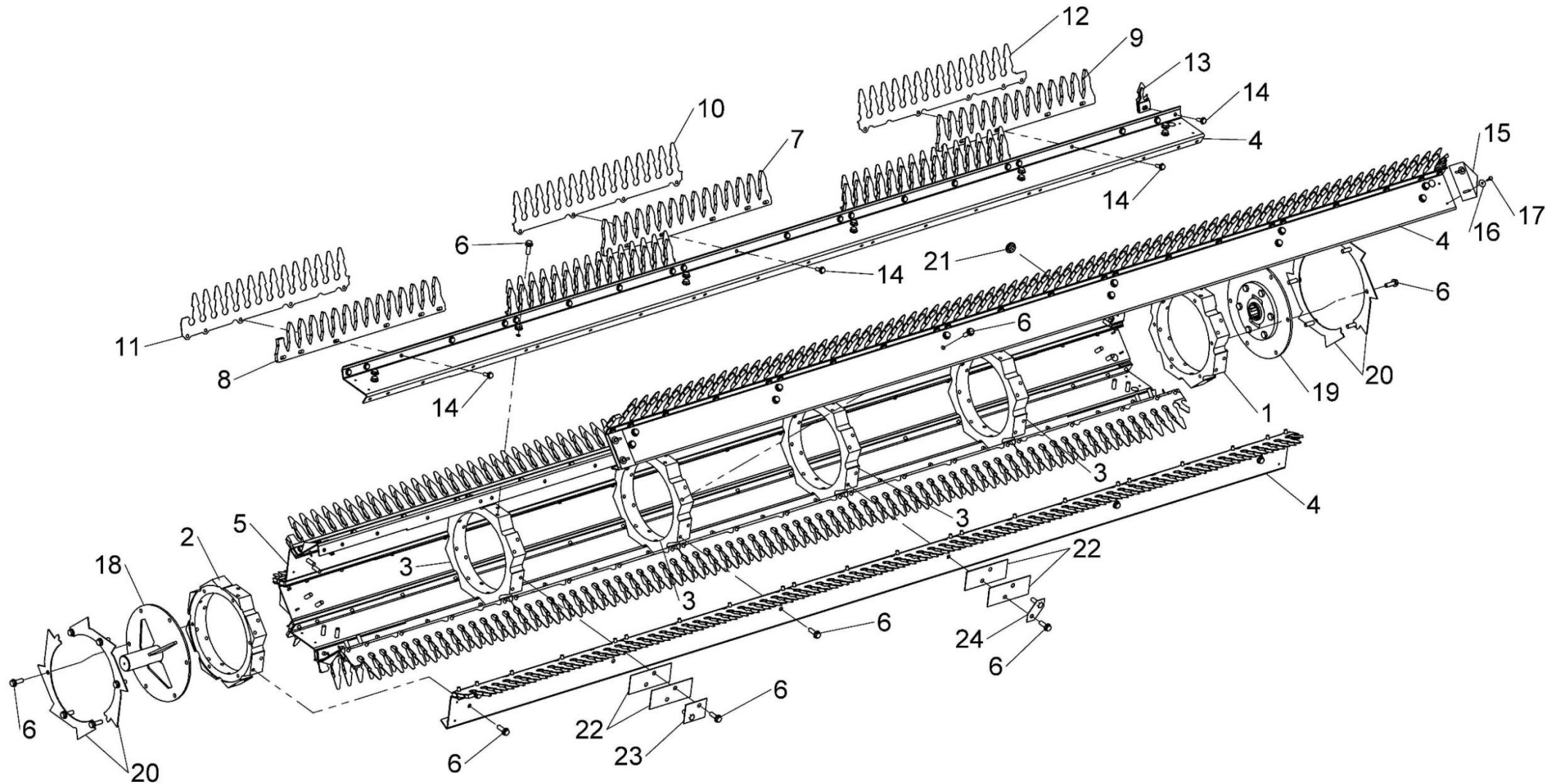
196143 11



Shelbourne Reynolds Engineering Limited

| ASSY NUMBER: 196173 02 | | | | ASSY DESCRIPTION: STRIPPING ROTOR ASSY RH 3.0m | | | |
|------------------------|-----------|------------------------------|-----|--|------------|--------------------------------|-----|
| ITEM | PART NO | DESCRIPTION | QTY | ITEM | PART NO | DESCRIPTION | QTY |
| 1 | 192892 01 | OUTER HUB CASTING LH | 1 | 12a | 197718 01 | SEED SAVER RH CTR | 8 |
| 2 | 192892 02 | OUTER HUB CASTING RH | 1 | 12b | 291720 03 | HEMP STRIPPING FINGER CTR | 8 |
| 3 | 192892 03 | INNER HUB CASTING | 4 | 12c | 193383 01 | CENTRE SLOTTED ELEMENT | 8 |
| 4 | 199620 02 | ROTOR SECTION 3.0m | 8 | OR | 193087 01 | FOR SPARES, CUT AND MODIFY | 8 |
| OR | 199620 04 | SPARES COMMON 3.0m PANEL | | 12d | 291146 03 | HEMP HARDOX FINGER CTR (3mm) | 8 |
| 5 | | | | | | | |
| 6 | HSSG10204 | TENSILOCK SETSCREW | 108 | 13a | 194109 02 | CENTRE FINGER LH (AGGRESSIVE) | 8 |
| | | | | 13b | 291724 02 | HEMP SINGLE CTR FINGER | 8 |
| 7a | 193558 01 | STANDARD ELEMENT | 24 | 13c | 198280 02 | CENTRE FINGER LH (NON AGG) | 8 |
| 7b | 291725 01 | HEMP SUPPORT FINGER | 24 | 13d | 292153 01 | HEMP HARDOX CTR FINGER LH | 8 |
| 7c | 198829 01 | ROTOR BACKING PLATE | 40 | | | | |
| 7d | 291725 04 | HEMP SUPPORT FINGER 8mm THK | 24 | 14 | HSSF08174 | TENSILOCK SETSCREW | 176 |
| | | | | 15 | 192679 01 | ANTI-WRAP PLATE | 8 |
| 8a | 193558 02 | STANDARD ELEMENT END | 8 | 16 | WSH-1034 | PENNY WASHER | 16 |
| OR | 193558 01 | FOR SPARES, CUT AND MODIFY | 8 | 17 | SCW-5180 | SELF TAPPING SCREW | 16 |
| 8b | 291725 02 | HEMP SUPPORT FINGER END | 8 | 18 | 192899 01 | IDLE SHAFT W/A | 1 |
| OR | 291725 01 | FOR SPARES, CUT AND MODIFY | 8 | 19 | KIT-00976A | BALL JOINT COUPLING KIT | 1 |
| 8d | 291725 05 | HEMP SUPPORT FINGER END 8mm | 8 | | | FOR SPARES SUPPLY KIT-00976 | |
| OR | 291725 04 | FOR SPARES, CUT AND MODIFY | 8 | | | SEE KIT-00976A PAGE | |
| | | | | | | FOR PARTS BREAKDOWN | |
| 9a | 193558 03 | STANDARD ELEMENT CTR END | 8 | 20 | 192959 01 | OUTER CLAMP RING | 4 |
| OR | 193558 01 | FOR SPARES, CUT AND MODIFY | 8 | 21 | BPG-00200 | RUBBER PLUG | 1 |
| 9b | 291725 03 | HEMP SUPPORT FINGER CTR | 8 | 22 | 193118 01 | BALANCE WEIGHT | 6 |
| OR | 291725 01 | FOR SPARES, CUT AND MODIFY | 8 | 23 | 193118 02 | BALANCE WEIGHT | 2 |
| 9d | 291725 06 | HEMP SUPPORT FINGER CTR 8mm | 8 | 24 | 193382 01 | BALANCE WEIGHT | 1 |
| OR | 291725 04 | FOR SPARES, CUT AND MODIFY | 8 | | | | |
| 10a | 197717 01 | SEED SAVER CTR | 24 | | NOTE | 1 x ITEM 4 TO HAVE HOLE | |
| 10b | 291720 01 | | 24 | | | KNOCKED OUT FOR GREASER | |
| 10c | 193087 01 | SLOTTED ELEMENT | 24 | | | | |
| 10d | 291146 01 | HEMP HARDOX FINGER (3mm) | 24 | | NOTE | 197719 02 & 197718 01 ARE. | |
| 11a | 197719 02 | SEED SAVER RH END | 8 | | | CORRECT PARTS WHEN FINGERS SET | |
| 11b | 291720 02 | HEMP STRIPPING FINGER END | 8 | | | WITH FLANGES UP, i.e., | |
| 11c | 193384 01 | END SLOTTED ELEMENT | 8 | | | AGGRESSIVE | |
| OR | 193087 01 | FOR SPARES, CUT AND MODIFY | 8 | | | | |
| 11d | 291146 02 | HEMP HARDOX FINGER END (3mm) | 8 | | | WHEN FLANGES ARE DOWN, i.e., | |
| | | | | | | NON-AGGRESSIVE, USE 197719 01 | |
| | | | | | | & 198718 02 | |

Shelbourne Reynolds Engineering Limited

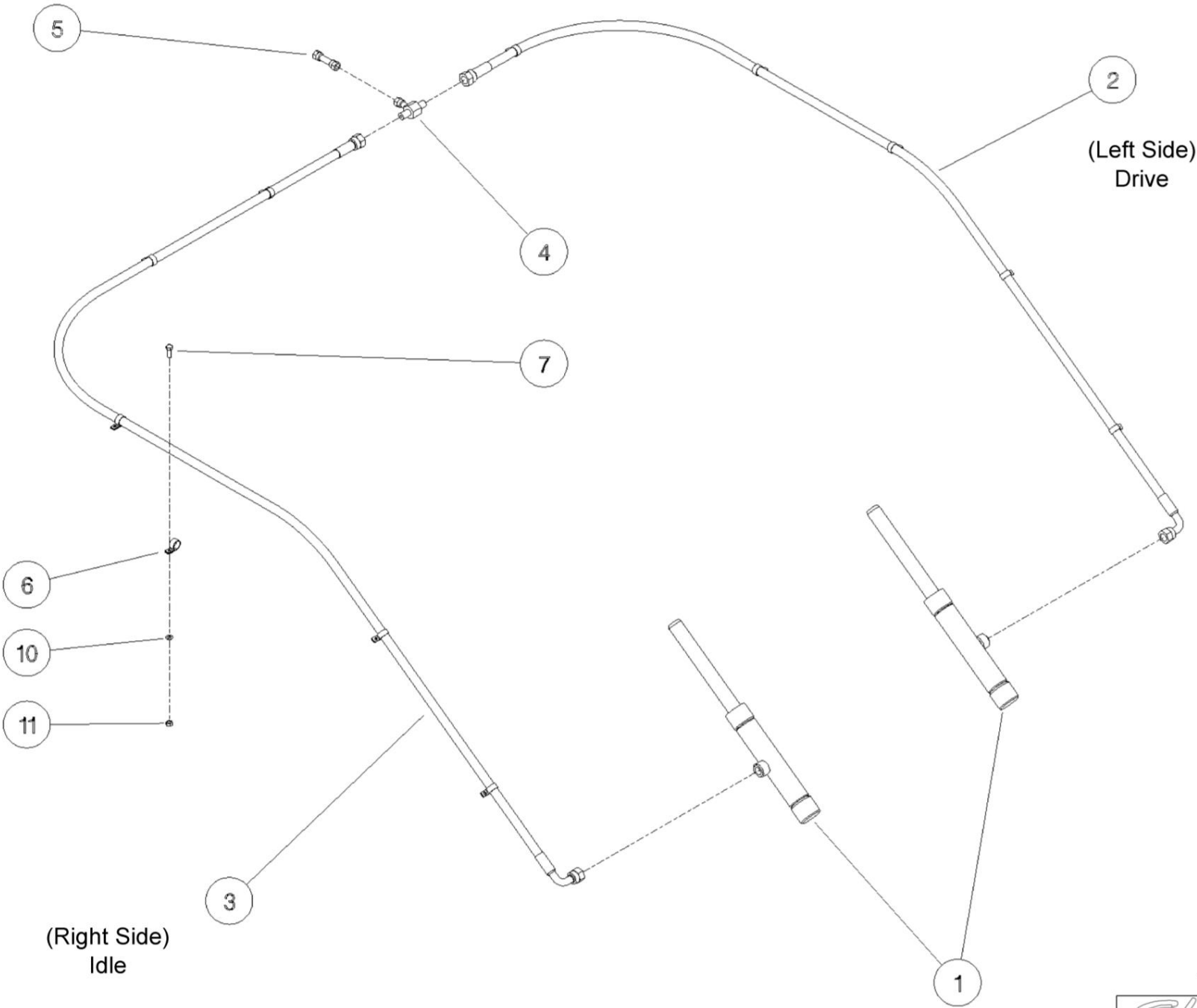


196173 02

Shelbourne
REYNOLDS

Shelbourne Reynolds Engineering Limited

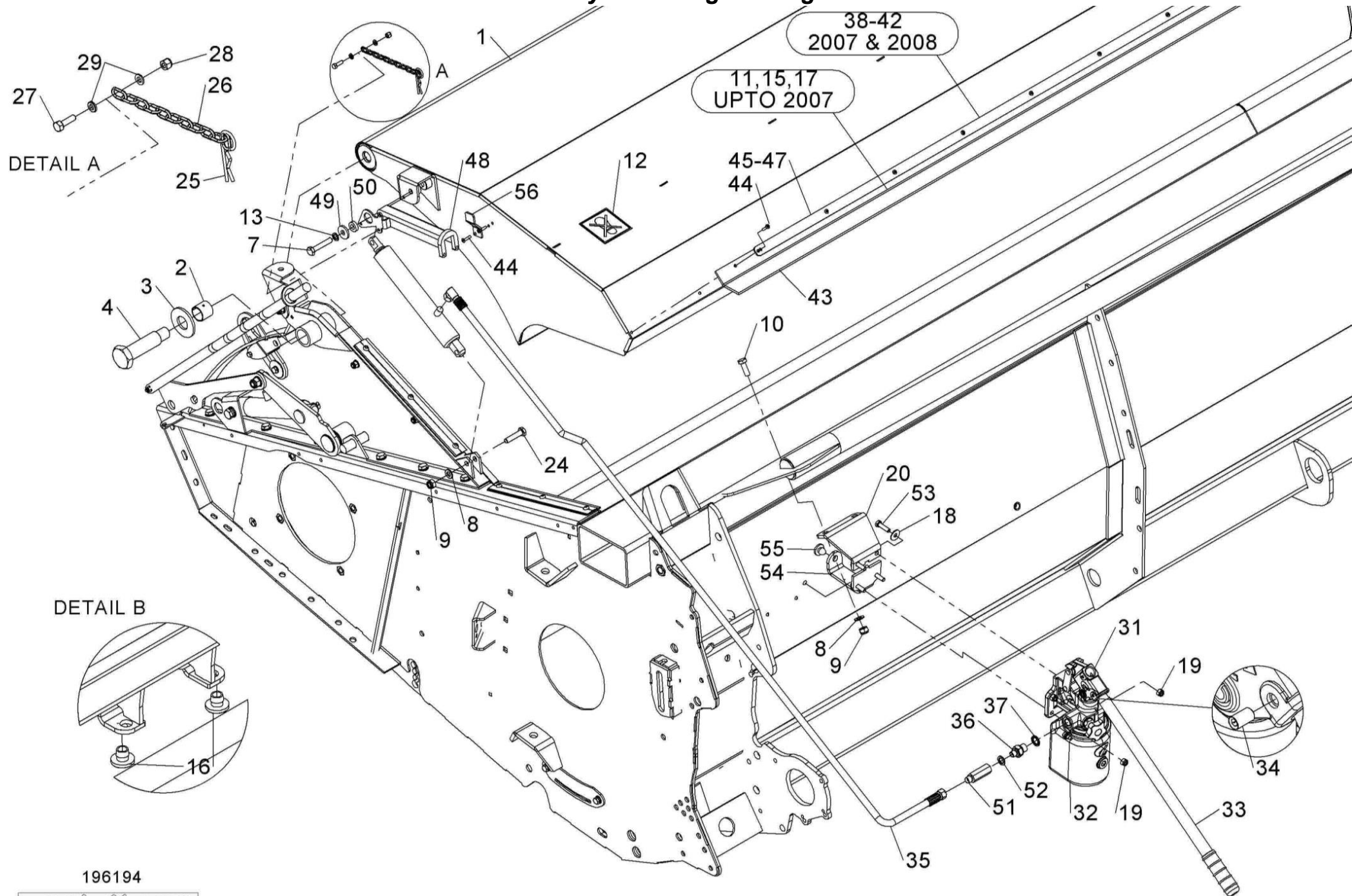
| ASSY NUMBER: 196193 10 | | | | ASSY DESCRIPTION: HYDRAULIC CIRCUIT SUB | | | |
|------------------------|-----------|----------------------|-----|---|---------|-------------|-----|
| ITEM | PART NO | DESCRIPTION | QTY | ITEM | PART NO | DESCRIPTION | QTY |
| 1 | 195075 01 | HYDRAULIC RAM | 2 | | | | |
| 1a | RMSK00030 | SEAL KIT (SPARES) | | | | | |
| 2 | HHBC29510 | HYDRAULIC HOSE LH | 1 | | | | |
| 3 | HHBC56610 | HYDRAULIC HOSE RH | 1 | | | | |
| 4 | HPPD07100 | HYD TEE FITTING | 1 | | | | |
| 5 | FIT-0213 | HYD BULKHEAD FITTING | 1 | | | | |
| 6 | CLP-01012 | P CLIP | 8 | | | | 1 |
| 7 | SCW-4960 | BUTTON SKT.HD SCREW | 4 | | | | 1 |
| 10 | WSH-0009 | PLAIN WASHER | 4 | | | | |
| 11 | NUT-0260 | NYLOC NUT | 4 | | | | |



Shelbourne Reynolds Engineering Limited

| ASSY NUMBER: 196194 10 | | | | ASSY DESCRIPTION: TOP DOOR COWL ASSY 6.0(20')Cvs | | | |
|------------------------|------------|--|------|--|-----------|------------------------------------|-----|
| ITEM | PART NO | DESCRIPTION | QTY | ITEM | PART NO | DESCRIPTION | QTY |
| 1 | 197306 01 | COWL ASSY (2005 & ON) | 1 | 31 | JAC-00228 | HYD HAND PUMP (2023 & ON) | |
| OR | 197306 21K | SPARES HOOD ASSY, INC.ITEMS 1,16,43,44,45,46,47, & 56 | | OR | JAC-00227 | HYD HAND PUMP (2015-2022) | 1 |
| OR | 194996 01 | COWL ASSY (UPTO 2004) | 1 | OR | JAC-00226 | HYD HAND PUMP (2007-2014) | 1 |
| OR | 197306 21K | SPARES HOOD ASSY, INC.ITEMS 1,16,43,44,45,46,47, & 56 | | 31a | FITE00107 | FILLER CAP | |
| OR | 197306 24 | HOOD W/A (STAINLESS RICE) | 1 | 31b | HPS-01520 | SEAL KIT FOR JAC-00228 & JAC-00227 | |
| OR | 197306 21K | SPARES HOOD ASSY, INC.ITEMS 1,16,43,44,45,46,47, & 56 | | 31b | HPS-01510 | SEAL KIT FOR JAC-00227 | |
| | | | | 31b | HPS-01500 | SEAL KIT FOR JAC-00226 | |
| | | | | 32 | JAC-00222 | HYD RESEVOIR (2015 & ON) | 1 |
| | | | | OR | JAC-00221 | HYD RESEVOIR (2007-2014) | |
| 2 | BSHK03056 | BUSH | 2 | 33 | JAC-00230 | JACK HANDLE (2007 & ON) | 1 |
| 3 | 192813 01 | LARGE WASHER | 2 | 34 | SCW-4530 | GRUBSCREW (2007 & ON) | 1 |
| 4 | 192812 01 | COWL PIN | 2 | 35 | HHCC10505 | HYD HOSE ASSY (2015 & ON) | 1 |
| 5 | NIP-0001 | GREASE ZERK (UPTO 2009) | 2 | OR | HHCC11505 | HYD HOSE ASSY (2007-2014) | 1 |
| 6 | GSTA14406 | GAS STRUTT (UPTO 2007) | 2 | 36 | FIT-0025 | MM ADPT (2015 & ON) | 1 |
| 7 | BLTA10380 | BOLT | 1 | OR | HAPAA0305 | HYD REST (2007-2014) | |
| 8 | WSH-0015 | PLAIN WASHER | 3 | 37 | WSH-1010 | DOWTY WASHER (2007&ON) | 1 |
| 9 | NUT-0265 | NYLOC NUT (2007&ON) | 3 | 38 | 197615 05 | CLAMP STRIP (END) (2007-2009) | 2 |
| 10 | HSS-0194 | SETSCREW (2007&ON) | 2 | 39 | 197615 10 | CLAMP STRIP (HANDL) (2007-2009) | 2 |
| 11 | EDS-11684 | SEAL STRIP (UPTO 2007) | 1 | 40 | 197615 11 | CLAMP STRIP (INNER) (2007-2009) | 2 |
| 12 | 192718 01 | TRANSFER | 2 | 41 | 197615 13 | CLAMP STRIP (SMALL) (2007-2009) | 2 |
| 13 | WSH-0061 | SPRING WASHER | 1 | 42 | 197615 08 | CLAMP STRIP (CENTRE) 2007-2009) | 2 |
| 14 | 197289 01 | SEAL CLAMP PLATE (UPTO 2007) | 2 | 43 | 198066 04 | SEALING STRIP (2009&ON) | 1 |
| 15 | 197289 02 | SEAL CLAMP PLATE (UPTO 2007) | 4 | OR | 197602 02 | SEALING STRIP (2007 & 2008) | 1 |
| 16 | 197810 01 | BUMP STOP | 4 | 44 | POP-0006 | POP RIVET (2009&ON) | 33 |
| 17 | HSS-0140 | SETSCREW (UPTO 2007) | 16 | 45 | 198067 01 | CLAMP STRIP (1304mm) (2011&ON) | 1 |
| 18 | WSH-1038 | WASHER | 4 | 46 | 198067 02 | CLAMP STRIP (1194mm) (2011&ON) | 3 |
| 19 | NUT-0263 | NYLOC NUT | 4 | 47 | 198067 03 | CLAMP STRIP (1104mm) (2011&ON) | 1 |
| 20 | 199831 01 | HAND PUMP BRACKET (2015&ON) | 1 | 48 | 198311 01 | RAM STOP (CVS**100149 & ON) | 1 |
| OR | 197607 01 | HAND PUMP BRACKET (2007-2014) | | 49 | 190119 75 | WASHER (CVS**100149 & ON) | 1 |
| 21 | 197606 01 | STORAGE BRKT (2007-CVS**100148) | 1 | 50 | 190119 79 | WASHER (CVS**100149 & ON) | 1 |
| 22 | 197605 01 | RAM STOP (2007-CVS**100148) | 1 | 51 | HVB-93000 | FLOW RESTRIC'R (2015&ON) | 1 |
| 23 | PIN-1720 | D PIN (2007-CVS**100148) | 1 | 52 | WSH-1005 | DOWTY WSH (2015 & ON) | 1 |
| 24 | BLTA10290 | BOLT | 1 | 53 | HSS-0150 | BOLT (2015 & ON) | 4 |
| 25 | CLP-00103 | R CLIP (2007-2017) | 1 | 54 | 199832 01 | PUMP BRKT BTM (2015 & ON) | 1 |
| 26 | CHN-0145 | CHAIN (2007-2017) | 0.17 | 55 | RUB-0330 | RUBBER GROMMET (2015 & ON) | 1 |
| 27 | HSS-0086 | SET SCREW (2007-2017) | 1 | 56 | 290373 01 | HOOK (2017 & ON) | 1 |
| 28 | NUT-0260 | NYLOC NUT (2007-2017) | 1 | | | | |
| 29 | WSH-0009 | PLAIN WASHER (2007-2017) | 2 | | | | |
| 30 | 197601 01 | HYDRAULIC CYLINDER ASSY | 1 | | | | |
| 30a | RMSK00030 | RAM SEAL KIT | | | | | |

Shelbourne Reynolds Engineering Limited

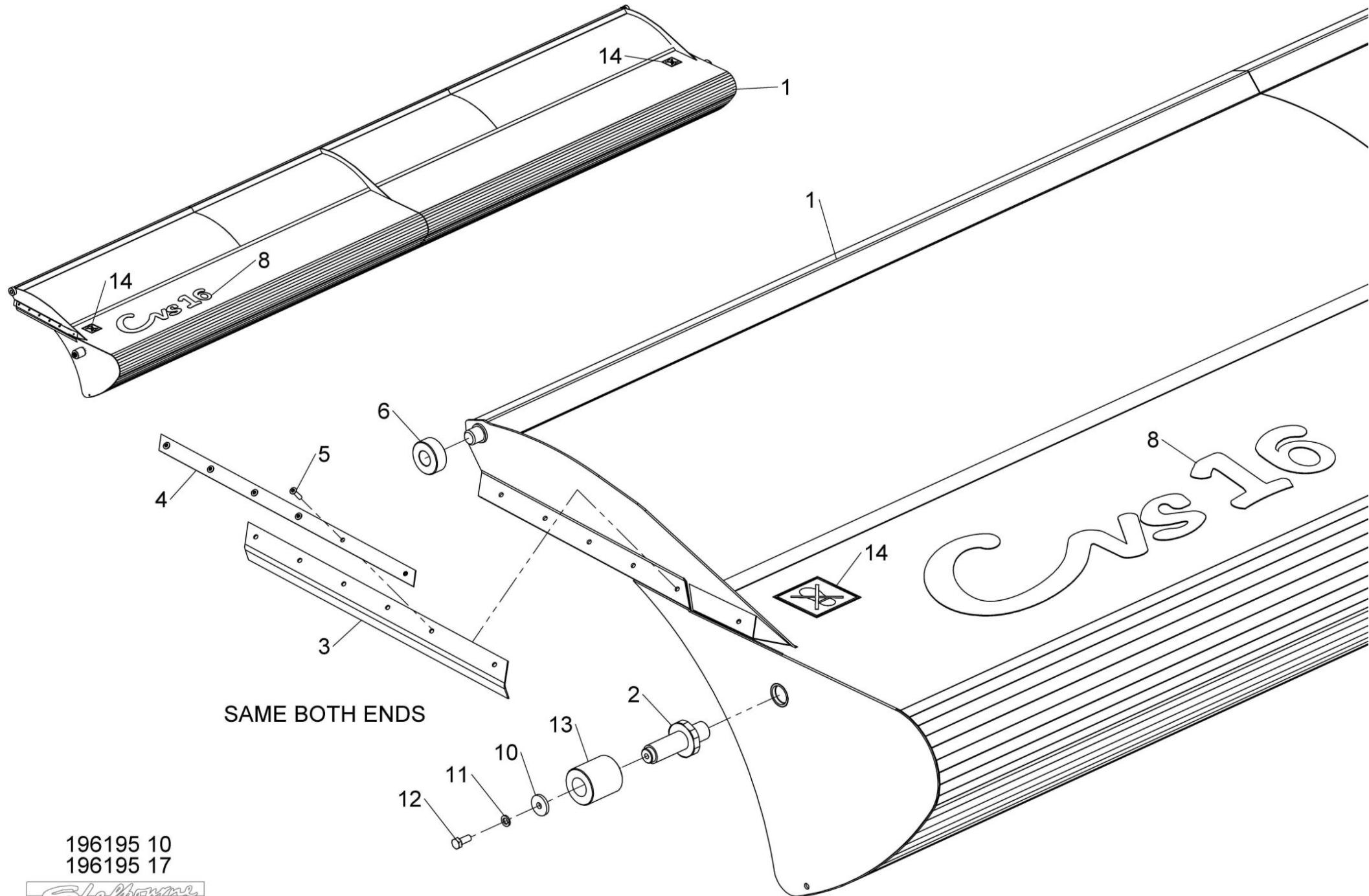


196194

Shelbourne Reynolds Engineering Limited

| ASSY NUMBER: 196195 10 | | | | ASSY DESCRIPTION: 20'ADJ CROP DEFLECT SUB | | | |
|------------------------|-----------|---------------------------------|-----|---|---------|-------------|-----|
| ITEM | PART NO | DESCRIPTION | QTY | ITEM | PART NO | DESCRIPTION | QTY |
| 1 | 194901 01 | 20'ADJ CROP DEFLECTOR | 1 | | | | |
| OR | 194901 15 | CROP DEFLECTOR (STAINLESS RICE) | 1 | | | | |
| 2 | 195379 01 | SPINDLE | 2 | | | | |
| 3 | 292110 01 | SIDE SEAL LH (SMOOTH SIDE UP) | 1 | | | | |
| 4 | 195433 01 | CLAMP STRIP | 2 | | | | |
| 5 | POP-0006 | POP RIVET | 12 | | | | |
| 6 | 191642 01 | NYLON ROLLER | 2 | | | | |
| 7 | | | | | | | |
| 8 | 199015 07 | CVS20 EMBLEM (WHITE) | 1 | | | | |
| OR | 199016 02 | RSD20 EMBLEM (WHITE) | 1 | | | | |
| OR | 291710 03 | CSD EMBLEM (WHITE) | 1 | | | | |
| 9 | | | | | | | |
| 10 | 190119 08 | WASHER | 2 | | | | |
| 11 | WSH-0058 | WASHER | 2 | | | | |
| 12 | HSS-0140 | SETSCREW | 2 | | | | |
| 13 | 192688 01 | NYLON ROLLER | 2 | | | | |
| 14 | | | | | | | |
| 15 | 192718 01 | TRANSFER(NO STEP) | 1 | | | | |
| 16 | 292110 02 | SIDE SEAL RH (SMOOTH SIDE UP) | 1 | | | | |

Shelbourne Reynolds Engineering Limited



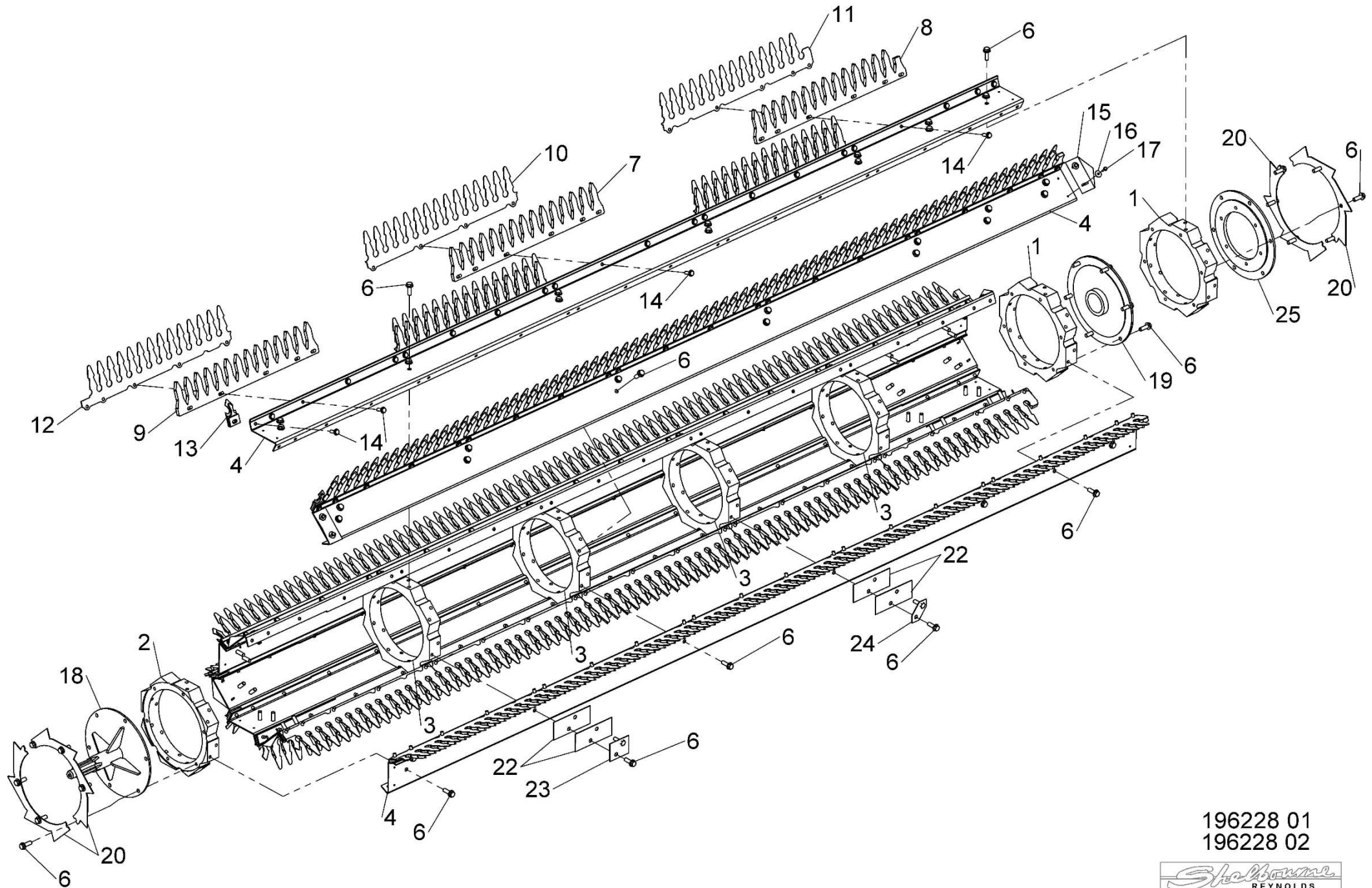
196195 10
196195 17



Shelbourne Reynolds Engineering Limited

| ASSY NUMBER: 196228 02 | | | | ASSY DESCRIPTION: STRIPPING ROTOR ASSY LH 3.0m | | | |
|------------------------|-----------|------------------------------|-----|--|-----------|--------------------------------|-----|
| ITEM | PART NO | DESCRIPTION | QTY | ITEM | PART NO | DESCRIPTION | QTY |
| 1 | 192892 01 | OUTER HUB CASTING LH | 2 | 12a | 197718 02 | SEED SAVER LH CTR | 8 |
| 2 | 192892 02 | OUTER HUB CASTING RH | 1 | 12b | 291720 03 | HEMP STRIPPING FINGER CTR | 8 |
| 3 | 192892 03 | INNER HUB CASTING | 4 | 12c | 193383 01 | CENTRE SLOTTED ELEMENT | 8 |
| 4 | 199620 01 | ROTOR SECTION 3.0m | 8 | OR | 193087 01 | FOR SPARES, CUT AND MODIFY | 8 |
| OR | 199620 04 | SPARES COMMON 3.0m PANEL | | 12d | 291146 03 | HEMP HARDOX FINGER CTR (3mm) | 8 |
| 5 | | | | | | | |
| 6 | HSSG10204 | TENSILOCK SETSCREW | 130 | 13a | 194109 01 | CENTRE FINGER LH (AGGRESSIVE) | 8 |
| | | | | 13b | 291724 01 | HEMP SINGLE CTR FINGER LH | 8 |
| 7a | 193558 01 | STANDARD ELEMENT | 24 | 13c | 198280 01 | CENTRE FINGER LH (NON AGG) | 8 |
| 7b | 291725 01 | HEMP SUPPORT FINGER 10mm THK | 24 | 13d | 292153 01 | HEMP HARDOX CTR FINGER LH | 8 |
| 7c | 198829 01 | ROTOR BACKING PLATE | 40 | | | | |
| 7d | 291725 04 | HEMP SUPPORT FINGER 8mm THK | 24 | 14 | HSSF08174 | TENSILOCK SETSCREW | 176 |
| | | | | 15 | 192679 01 | ANTI-WRAP PLATE | 8 |
| 8a | 193558 02 | STANDARD ELEMENT END | 8 | 16 | WSH-1034 | PENNY WASHER | 16 |
| OR | 193558 01 | FOR SPARES, CUT AND MODIFY | 8 | 17 | SCW-5180 | SELF TAPPING SCREW | 16 |
| 8b | 291725 02 | HEMP SUPPORT FINGER END 10mm | 8 | 18 | 193103 01 | CENTRE DRIVE SHAFT W/A | 1 |
| OR | 291725 01 | FOR SPARES, CUT AND MODIFY | 8 | 19 | 197114 01 | ROTOR DRIVE DISC W/A | 1 |
| 8d | 291725 05 | HEMP SUPPORT FINGER END 8mm | 8 | 20 | 192959 01 | OUTER CLAMP RING | 4 |
| OR | 291725 04 | FOR SPARES, CUT AND MODIFY | 8 | 21 | | | |
| | | | | 22 | 193118 01 | BALANCE WEIGHT (100G) | 6 |
| 9a | 193558 03 | STANDARD ELEMENT CTR END | 8 | 23 | 193118 02 | BALANCE WEIGHT (50G) | 2 |
| OR | 193558 01 | FOR SPARES, CUT AND MODIFY | 8 | 24 | 193382 01 | BALANCE WEIGHT (25G) | 1 |
| 9b | 291725 03 | HEMP SUPPORT FINGER CTR 10mm | 8 | 25 | 197111 01 | ROTOR DRIVE DISC | 1 |
| OR | 291725 01 | FOR SPARES, CUT AND MODIFY | 8 | | | | |
| 9d | 291725 06 | HEMP SUPPORT FINGER CTR 8mm | 8 | | NOTE | 197719 01 & 197718 02 ARE | |
| OR | 291725 04 | FOR SPARES, CUT AND MODIFY | 8 | | | CORRECT PARTS WHEN FINGERS SET | |
| | | | | | | WITH FLANGES UP, i.e., | |
| 10a | 197717 01 | SEED SAVER CTR | 24 | | | AGGRESSIVE. | |
| 10b | 291720 01 | | 24 | | | | |
| 10c | 193087 01 | SLOTTED ELEMENT | 24 | | | WHEN FLANGES ARE DOWN, i.e., | |
| 10d | 291146 01 | HEMP HARDOX FINGER (3mm) | 24 | | | NON-AGGRESSIVE, USE 197719 02 | |
| | | | | | | & 198718 01. | |
| 11a | 197719 01 | SEED SAVER LH END | 8 | | | | |
| 11b | 291720 02 | HEMP STRIPPING FINGER END | 8 | | | | |
| 11c | 193384 01 | END SLOTTED ELEMENT | 8 | | | | |
| OR | 193087 01 | FOR SPARES, CUT AND MODIFY | 8 | | | | |
| 11d | 291146 02 | HEMP HARDOX FINGER END (3mm) | 8 | | | | |

Shelbourne Reynolds Engineering Limited



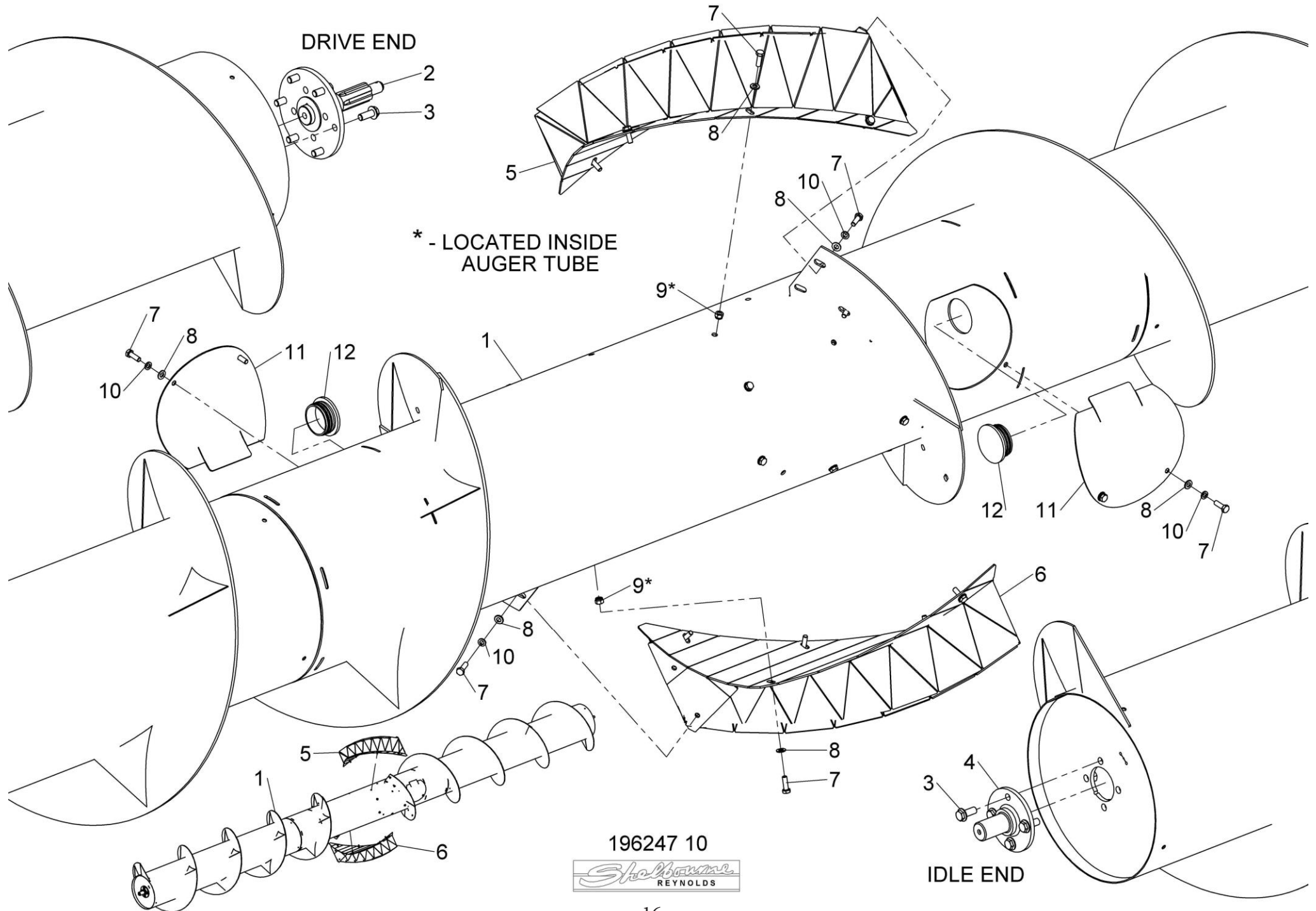
196228 01
196228 02



Shelbourne Reynolds Engineering Limited

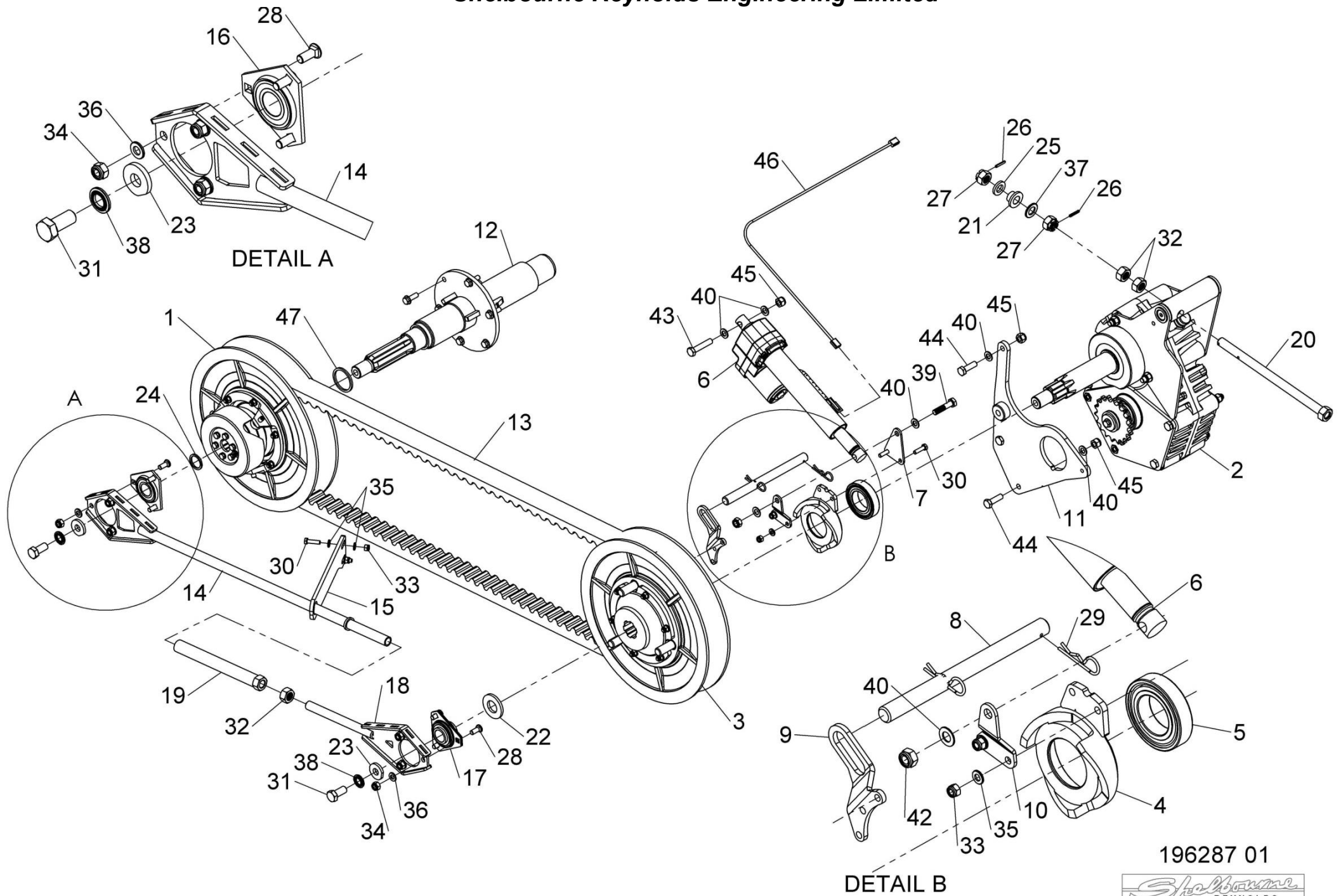
| ASSY NUMBER: 196247 10 | | | | ASSY DESCRIPTION: 6.0m (20') PADDLE AUGER ASSY (CTR FEED) | | | |
|------------------------|------------|--------------------------------|-----|---|---------|-------------|-----|
| ITEM | PART NO | DESCRIPTION | QTY | ITEM | PART NO | DESCRIPTION | QTY |
| 1 | 198130 01 | AUGER W/A (STANDARD CTR FEED) | 1 | | | | |
| OR | 290964 01 | AUGER W/A (RH END NARROW FEED) | 1 | | | | |
| OR | 291015 01 | AUGER W/A (OFFSET 1580mm NARR) | 1 | | | | |
| OR | 290070 01 | AUGER W/A (OFFSET 1400mm WIDE) | 1 | | | | |
| 2 | 195848 01 | AUGER DRIVE SHAFT | 1 | | | | |
| 3 | HSSF12204 | SET SCREW | 10 | | | | |
| 4 | 197704 02 | IDLER SHAFT | 1 | | | | |
| 5 | 197620 01R | AUGER SPIRAL PADDLE LH | 1 | | | | |
| 6 | 197620 02R | AUGER SPIRAL PADDLE RH | 1 | | | | |
| 7 | HSS-0145 | BOLT | 28 | | | | |
| 8 | WSH-0012 | PLAIN WASHER | 48 | | | | |
| 9 | NUT-0263 | NYLOC NUT | 20 | | | | |
| 10 | WSH-0058 | SPRING WASHER | 8 | | | | |
| 11 | 194472 01 | INSPECTION COVER | 2 | | | | |
| 12 | 21709036 | TUBE PLUG | 2 | | | | |

Shelbourne Reynolds Engineering Limited



Shelbourne Reynolds Engineering Limited

| ASSY NUMBER: 196287 01 | | | | ASSY DESCRIPTION: VS DRIVE SUB | | | |
|------------------------|------------|--|-----|--------------------------------|-----------|----------------------------|-----|
| ITEM | PART NO | DESCRIPTION | QTY | ITEM | PART NO | DESCRIPTION | QTY |
| 1 | KIT-01445 | ROTOR PULLEY ASSY (2022 & ON) SEE KIT-01445 PAGE FOR PARTS BREAKDOWN | 1 | 26 | PIN-1620 | ROLL PIN | 2 |
| OR | KIT-01399 | ROTOR PULLEY ASSY (UPTO 2022) SEE KIT-01399 PAGE FOR PARTS BREAKDOWN | 1 | 27 | NUT-0580 | CASTLE NUT | 2 |
| 2 | GEA-0058 | INPUT GEARBOX ASSY SEE GEA-0058 PAGE FOR PARTS BREAKDOWN | 1 | 28 | BLT-3745 | COACHBOLT | 6 |
| 3 | KIT-01386 | REAR PULLEY ASSY SEE KIT-01386 PAGE FOR PARTS BREAKDOWN | 1 | 29 | CLP-00103 | R CLIP | 2 |
| 4 | 197120 01 | ACTUATOR CAM W/A | 1 | 30 | HSS-0150 | SETSCREW | 4 |
| 5 | BRG-15050N | BEARING | 1 | 31 | HSS-0315 | SETSCREW | 2 |
| 6 | MOTE11008 | ACTUATOR | 1 | 32 | NUT-0185 | PLAIN NUT | 3 |
| 7 | 198556 01 | MOUNTING PLATE | 1 | 33 | NUT-0263 | NYLOC NUT | 4 |
| 8 | 197102 01 | LOCATING BAR | 1 | 34 | NUT-0265 | NYLOC NUT | 6 |
| 9 | 199477 01 | MOUNTING BRACKET | 1 | 35 | WSH-0012 | PLAIN WASHER | 6 |
| 10 | 198557 01 | MOUNTING BRACKET | 1 | 36 | WSH-0015 | PLAIN WASHER | 6 |
| 11 | 290508 01 | GEARBOX SUPPORT PLT W/A | 1 | 37 | WSH-0030 | PLAIN WASHER | 1 |
| 12 | 291704 01 | DRIVE SHAFT (CVS**203230&ON) | 1 | 38 | WSHA30161 | LOCKWASHER | 2 |
| OR | 198223 01 | DRIVE SHAFT (UPTO CVS**203230) SPARES FIT 291704 01 & 198800 03 | 1 | 39 | BLTA12350 | HEX.HEAD BOLT | 1 |
| 13 | BEL-27360C | VARI SPEED BLET (2020 & ON) | 1 | 40 | WSH-0018 | PLAIN WASHER | 6 |
| OR | BEL-27357 | VARI SPEED BELT (UP TO 2020 (CAN SUPPLY BEL-27360C) | 1 | 41 | WSH-0019 | PLAIN WASHER (THIN) | 1 |
| 14 | 198236 01 | TIE BAR W/A | 1 | 42 | NUT-0270 | NYLOC NUT (THIN) | 1 |
| 15 | 290560 01 | TIE ROD RETAINER | 1 | 43 | BLTA12380 | HEX.HEAD BOLT | 1 |
| 16 | BRG-23000 | BEARING | 1 | 44 | HSS-0250 | SETSCREW | 3 |
| 17 | BRG-0240 | BEARING | 1 | 45 | NUT-0269 | NYLOC NUT | 4 |
| 18 | 198232 01 | TIE ROD END W/A | 1 | 46 | 195050 07 | LOOM & PLUG ASSY | 1 |
| 19 | 198235 01 | TIE ROD ADJUSTER W/A | 1 | 47 | 198800 22 | WASHER 60x51x4 (2020 & ON) | A/R |
| 20 | 198029 04 | GEARBOX ADJUSTER ROD | 1 | | | | |
| 21 | 198028 01 | REAR SPRING BOSS | 1 | | | | |
| 22 | 190548 36 | WASHER | 1 | | | | |
| 23 | 198800 48 | WASHER | 2 | | | | |
| 24 | 198800 03 | WASHER 40x31x8 (CVS**203230 & ON) | 1 | | | | |
| OR | 190548 56 | WASHER 38x31x3 (UPTO CVS**203230) | 1 | | | | |
| OR | 190548 56 | WASHER 38x31x3 (2020 & ON) | A/R | | | | |
| 25 | 190119 30 | WASHER | 1 | | | | |

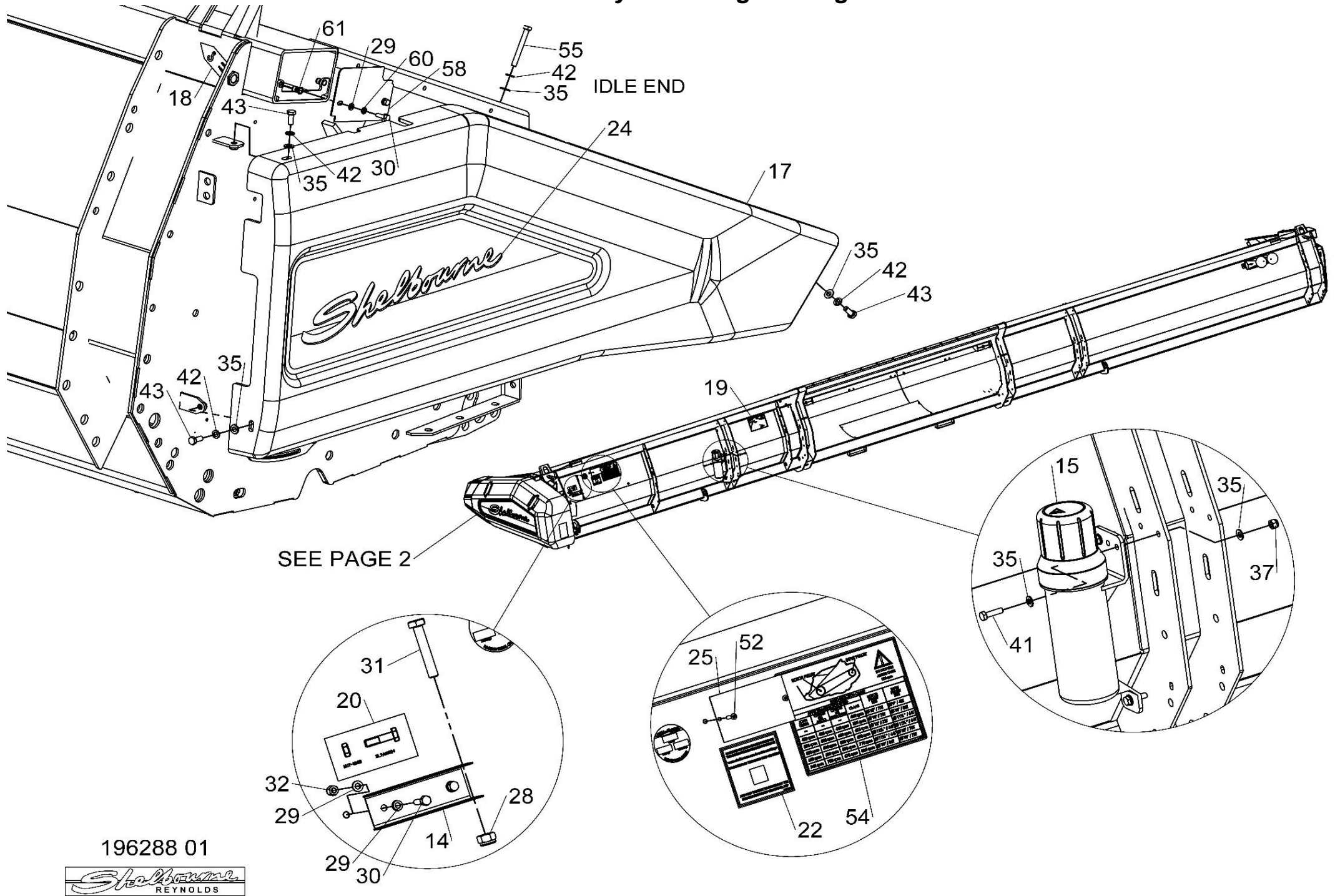


196287 01

Shelbourne Reynolds Engineering Limited

| ASSY NUMBER: 196288 01 | | | | ASSY DESCRIPTION: EMBLEMS & GUARDS SUB | | | |
|------------------------|-----------|---------------------------------|-------|--|-----------|---------------------------------|-----|
| ITEM | PART NO | DESCRIPTION | QTY | ITEM | PART NO | DESCRIPTION | QTY |
| 1 | 290620 01 | GUARD MOUNTING PLATE | 1 | 40 | HSS-0185 | SETSCREW | 1 |
| 2 | 290494 01 | CORNER GUARD W/A | 1 | 41 | HSS-0150 | SETSCREW | 4 |
| 3 | 290512 01 | PIVOT W/A | 1 | 42 | WSH-0058 | SPRING WASHER | 18 |
| 4 | 290496 01 | GUARD MOUNTING PLATE | 1 | 43 | HSS-0140 | SETSCREW | 7 |
| 5 | 199998 01 | ARM W/A | 1 | 44 | WSH-0061 | SPRING WASHER | 1 |
| 6 | 290118 01 | PIVOT BRACKET | 1 | 45 | NUTA13087 | NUTSERT | 2 |
| 7 | 290119 01 | MOUNTING PLATE | 1 | 46 | BLTA10500 | HEX HEAD BOLT | 1 |
| 8 | 290540 01 | CLAMP BRACKET | 1 | 47 | BLT-4710 | COACH BOLT | 6 |
| 9 | 290000 01 | LH DRIVE GUARD | 1 | 48 | NUTA13080 | NUTSERT | 2 |
| 10 | 290539 01 | LOCATING PLATE | 2 | 49 | HSS-0194 | SETSCREW | 1 |
| 11 | 190119 19 | WASHER | 1 | 50 | HSS-0155 | SETSCREW | 1 |
| 12 | 198288 01 | GEARBOX COVER PLT | 1 | 51 | WSH-1038 | PENNY WASHER | 4 |
| 13 | 198254 01 | INNER SHIELD PLT (RSD/CSD ONLY) | 1 | 52 | POP-0006 | POP RIVET | 2 |
| 14 | 191841 03 | SHEAR BOLT HOLDER | 1 | 53 | 290878 01 | EMBLEM (DRIVE MAINTENANCE) | 1 |
| 15 | PCN-00100 | MANUAL CANISTER | 1 | 54 | 290910 01 | EMBLEM (HTD SPEEDS, RSD ONLY) | 1 |
| 16 | CHN-0145 | CHAIN | 0.17m | OR | 292044 01 | EMBLEM (HTD SPEEDS, CSD ONLY) | 1 |
| 16 | CHN-0145 | CHAIN | 0.17m | 55 | HSSA08440 | SETSCREW (2019 & ON) | 1 |
| 17 | 290001 01 | IDLE END GUARD | 1 | 56 | 198253 01 | INNER SHIELD RIB (RSD/CSD ONLY) | 1 |
| 18 | 190702 04 | EMBLEM (SLING POINT) | 4 | 57 | 290880 01 | GUARD SUPPORT (2019 & ON) | 1 |
| 19 | 290879 01 | EMBLEM (HEADER MAINTENANCE) | 1 | 58 | 292023 01 | TOP BEAM CAP (2021 & ON) | 1 |
| 20 | 613205 01 | EMBLEM (SHEARBOLT) | 1 | 59 | 292027 01 | TOP BEAM CAP RSD (2022 & ON) | 1 |
| 21 | | | | OR | 292023 01 | TOP BEAM CAP RSD (2021 ONLY) | 1 |
| 22 | 290150 01 | EMBLEM (COMBINE SETTINGS) | 1 | OR | 292027 01 | TOP BEAM CAP CVS (2021 & ON) | 1 |
| 23 | 290640 01 | EMBLEM (SHELBOURNE) | 1 | 60 | WSH-0056 | SPRING WASHER | 4 |
| 24 | 290534 01 | EMBLEM (SHELBOURNE) | 1 | 61 | NUTA13060 | NUTSERT | 4 |
| 25 | 290526 01 | SERIAL NO. PLATE | 1 | 62 | WSHA10101 | PENNY WASHER | 1 |
| 26 | HSS-0202 | SETSCREW | 5 | 63 | SCW-0516 | BUTT HEAD SCREW | 1 |
| 27 | WSH-0015 | PLAIN WASHER | 9 | 64 | HSS-0135 | SETSCREW | 4 |
| 28 | NUT-0265 | NYLOC NUT | 13 | | | | |
| 29 | WSH-0009 | PLAIN WASHER | 20 | | | | |
| 30 | HSS-0086 | SETSCREW | 10 | | | | |
| 31 | BLTA10384 | HEX HEAD BOLT | 5 | | | | |
| 32 | NUT-0260 | NYLOC NUT | 8 | | | | |
| 33 | HSS-0092 | SETSCREW | 1 | | | | |
| 34 | WSH-1036 | PENNY WASHER | 2 | | | | |
| 35 | WSH-0012 | PLAIN WASHER | 27 | | | | |
| 36 | HSS-0145 | SETSCREW | 5 | | | | |
| 37 | NUT-0263 | NYLOC NUT | 10 | | | | |
| 38 | PIN-01950 | LYNCH PIN | 2 | | | | |
| 39 | HSS-0088 | SETSCREW | 1 | | | | |

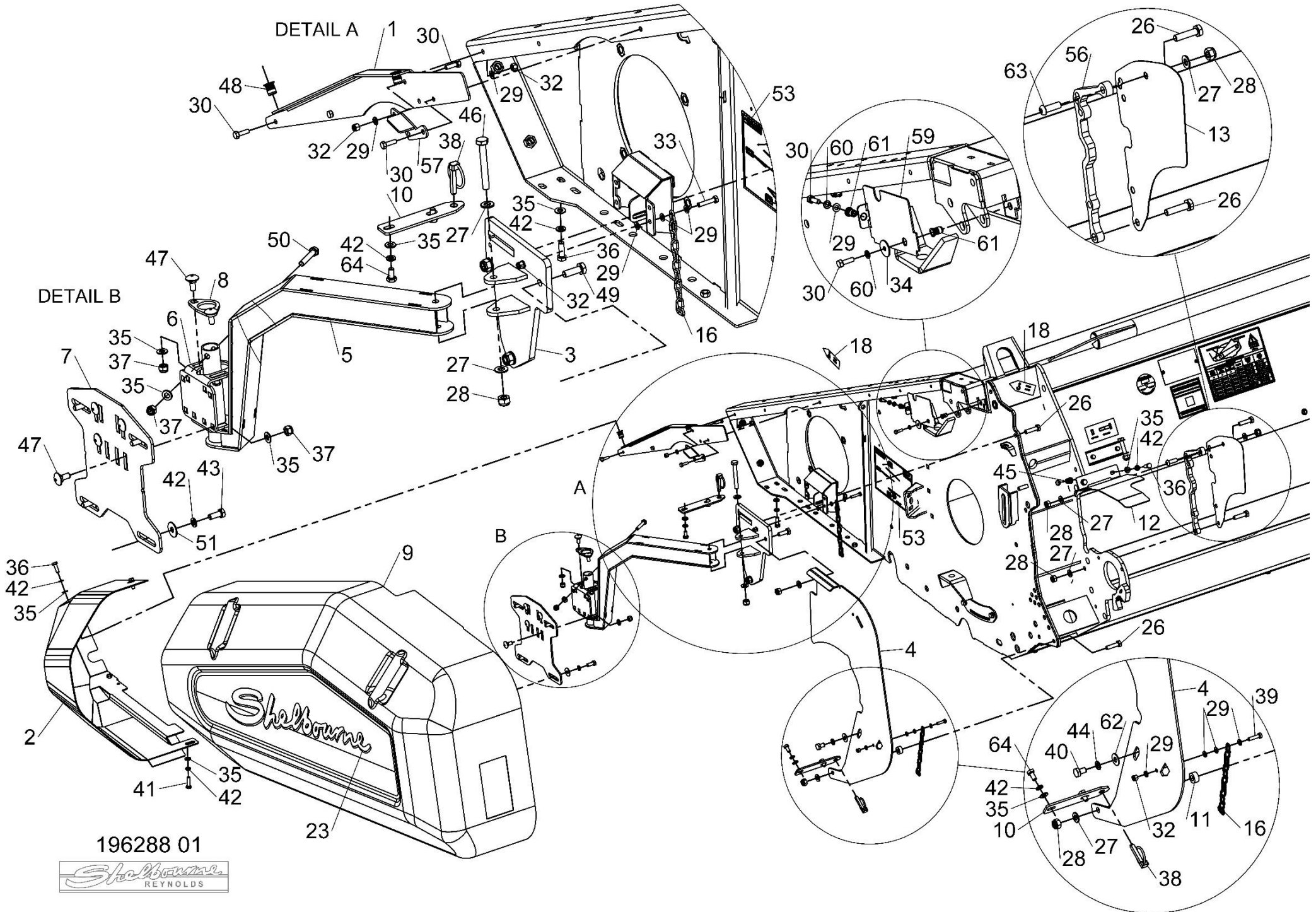
Shelbourne Reynolds Engineering Limited



196288 01

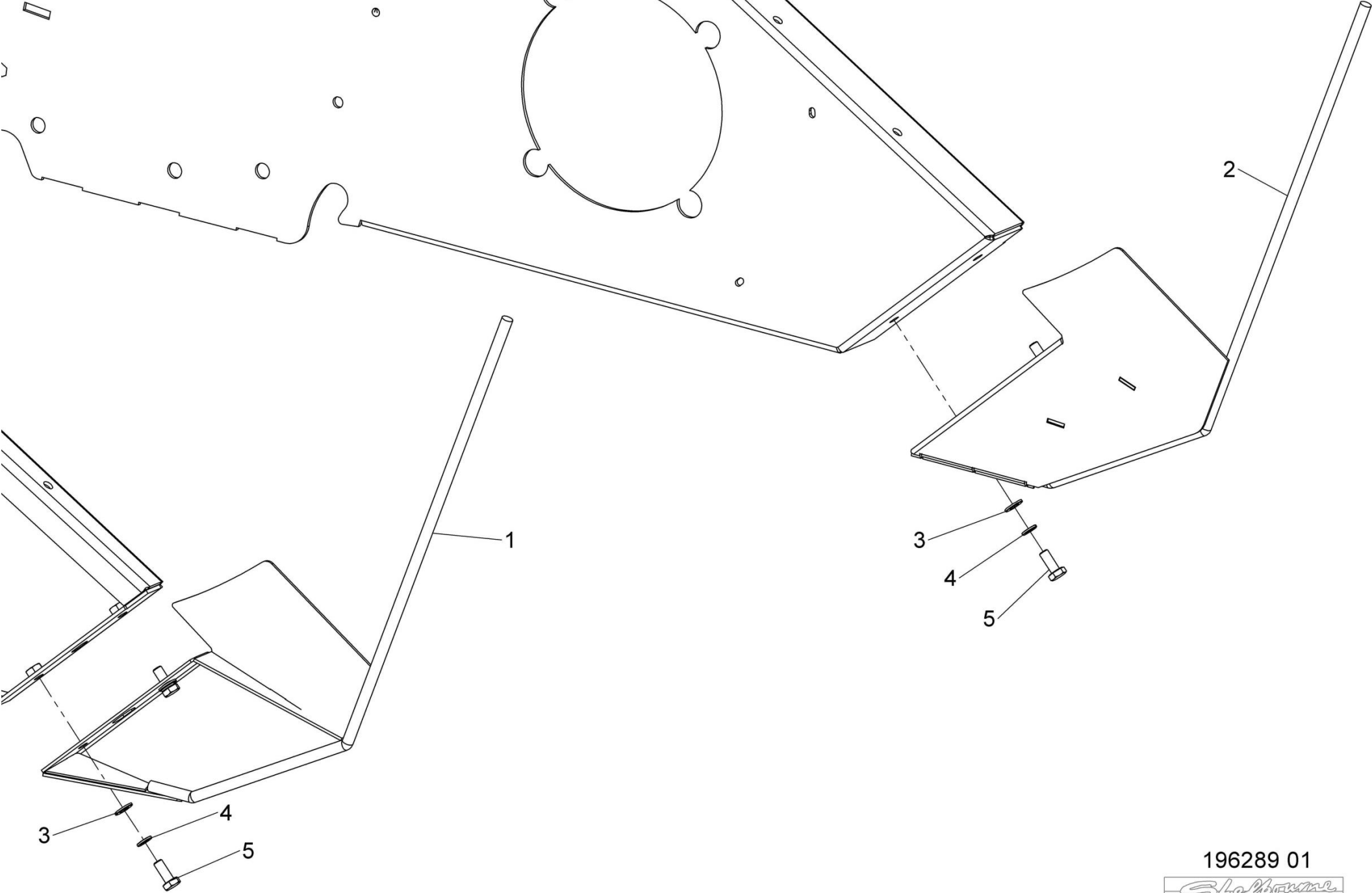


Shelbourne Reynolds Engineering Limited



Shelbourne Reynolds Engineering Limited

| ASSY NUMBER: 196289 01 | | | | ASSY DESCRIPTION: DIVIDER SUB ASSY | | | |
|------------------------|-----------|----------------|-----|------------------------------------|---------|-------------|-----|
| ITEM | PART NO | DESCRIPTION | QTY | ITEM | PART NO | DESCRIPTION | QTY |
| 1 | 194501 02 | RH DIVIDER W/A | 1 | | | | |
| 2 | 290480 01 | LH DIVIDER W/A | 1 | | | | |
| 3 | WSH-0015 | PLAIN WASHER | 4 | | | | |
| 4 | WSH-0061 | SPRING WASHER | 4 | | | | |
| 5 | HSS-0191 | SET SCREW | 4 | | | | |



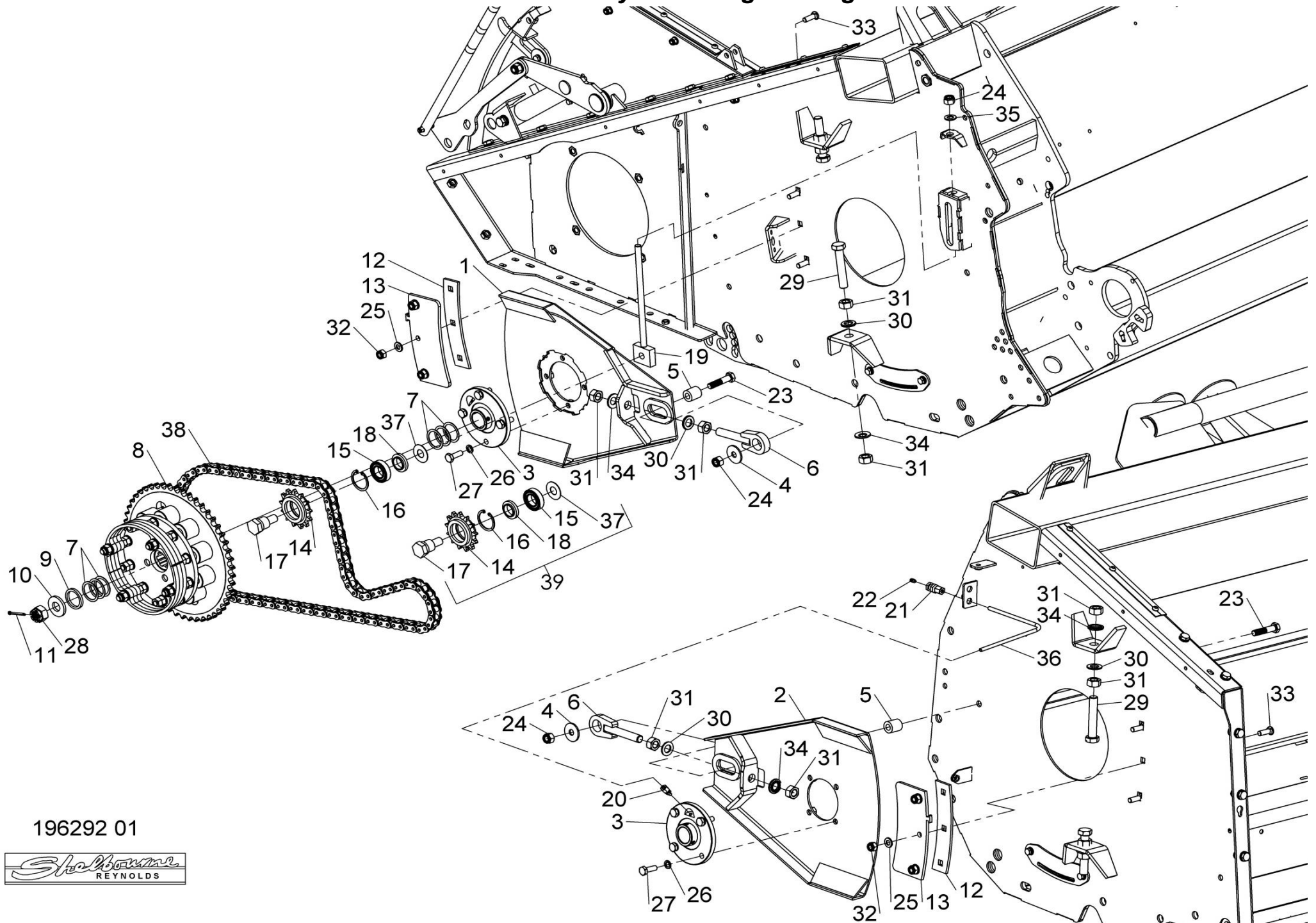
196289 01



Shelbourne Reynolds Engineering Limited

| ASSY NUMBER: 196292 01 | | | | ASSY DESCRIPTION: AUGER MTG SUB ASSY | | | |
|------------------------|-----------|-----------------------------|-------|--------------------------------------|-----------|---------------------------------|-----|
| ITEM | PART NO | DESCRIPTION | QTY | ITEM | PART NO | DESCRIPTION | QTY |
| 1 | 290353 01 | AUGER ADJUSTER PLT (LH) W/A | 1 | OR | CHN-01992 | CHAIN (111 LINKS) FOR 22T SPRKT | 1 |
| 2 | 290368 01 | AUGER ADJUSTER PLT (RH) W/A | 1 | 38a | CHN-01910 | CHAIN HALF LINK | |
| 3 | BRG-23560 | BEARING | 2 | 38b | CHN-01901 | JOINING LINK | |
| 4 | 190119 26 | WASHER | 2 | 39 | KIT-00112 | SPARES IDLER SPROCKET ASSY KIT | |
| 5 | 290363 01 | SPACER | 2 | | | INC ITEMS 14,15,16,17,18 & 37 | |
| 6 | 290360 01 | ADJUSTER W/A | 2 | | | | |
| 7 | 190119 95 | WASHER | 6 | | | | |
| 8 | KIT-00123 | AUGER DRIVE CLUTCH | 1 | | | | |
| | | SEE KIT-00123 PAGE | | | | | |
| | | FOR PARTS BREAKDOWN | | | | | |
| 9 | 190119 82 | WASHER | 1 | | | | |
| 10 | 190119 47 | WASHER | 1 | | | | |
| 11 | PIN-1150 | SPLIT PIN | 1 | | | | |
| 12 | 200407 01 | SUPPORT PLATE | 2 | | | | |
| 13 | 200408 01 | OVERLAP PLATE | 2 | | | | |
| 14 | 131041 01 | IDLER SPROCKET | 2 | | | | |
| 15 | BRG-1995 | BEARING | 2 | | | | |
| 16 | CIR-0470 | INTERNAL CIRCLIP | 2 | | | | |
| 17 | 190060 11 | IDLER SPINDLE | 2 | | | | |
| 18 | 191040 01 | SPACER | 2 | | | | |
| 19 | 290510 01 | CHAIN ADJUSTER W/A | 1 | | | | |
| 20 | LUB-00046 | STRAIGHT ADAPTOR | 1 | | | | |
| 21 | LUB-00052 | BULKHEAD STRAIGHT | 1 | | | | |
| 22 | NIP-00600 | GREASE NIPPLE | 2 | | | | |
| 23 | BLTA12380 | HEX.HEAD BOLT | 2 | | | | |
| 24 | NUT-0269 | NYLOC NUT | 3 | | | | |
| 25 | WSH-0015 | PLAIN WASHER | 6 | | | | |
| 26 | WSH-0061 | SPRING WASHER | 8 | | | | |
| 27 | HSS-0194 | SETSCREW | 8 | | | | |
| 28 | NUT-0580 | CASTLE NUT | 1 | | | | |
| 29 | HSS-0330 | SETSCREW | 4 | | | | |
| 30 | WSH-0024 | PLAIN WASHER | 6 | | | | |
| 31 | NUT-0180 | PLAIN NUT | 12 | | | | |
| 32 | NUT-0265 | NYLOC NUT | 6 | | | | |
| 33 | BLT-3750 | COACH BOLT | 6 | | | | |
| 34 | WSHA30161 | LOCKWASHER | 6 | | | | |
| 35 | WSH-0018 | PLAIN WASHER | 1 | | | | |
| 36 | LUB-00044 | GREASE TUBE | 0.35m | | | | |
| 37 | 190548 04 | SHIM | A/R | | | | |
| 38 | CHN-01991 | CHAIN (99 LINKS c/w JOINER) | 1 | | | | |

Shelbourne Reynolds Engineering Limited



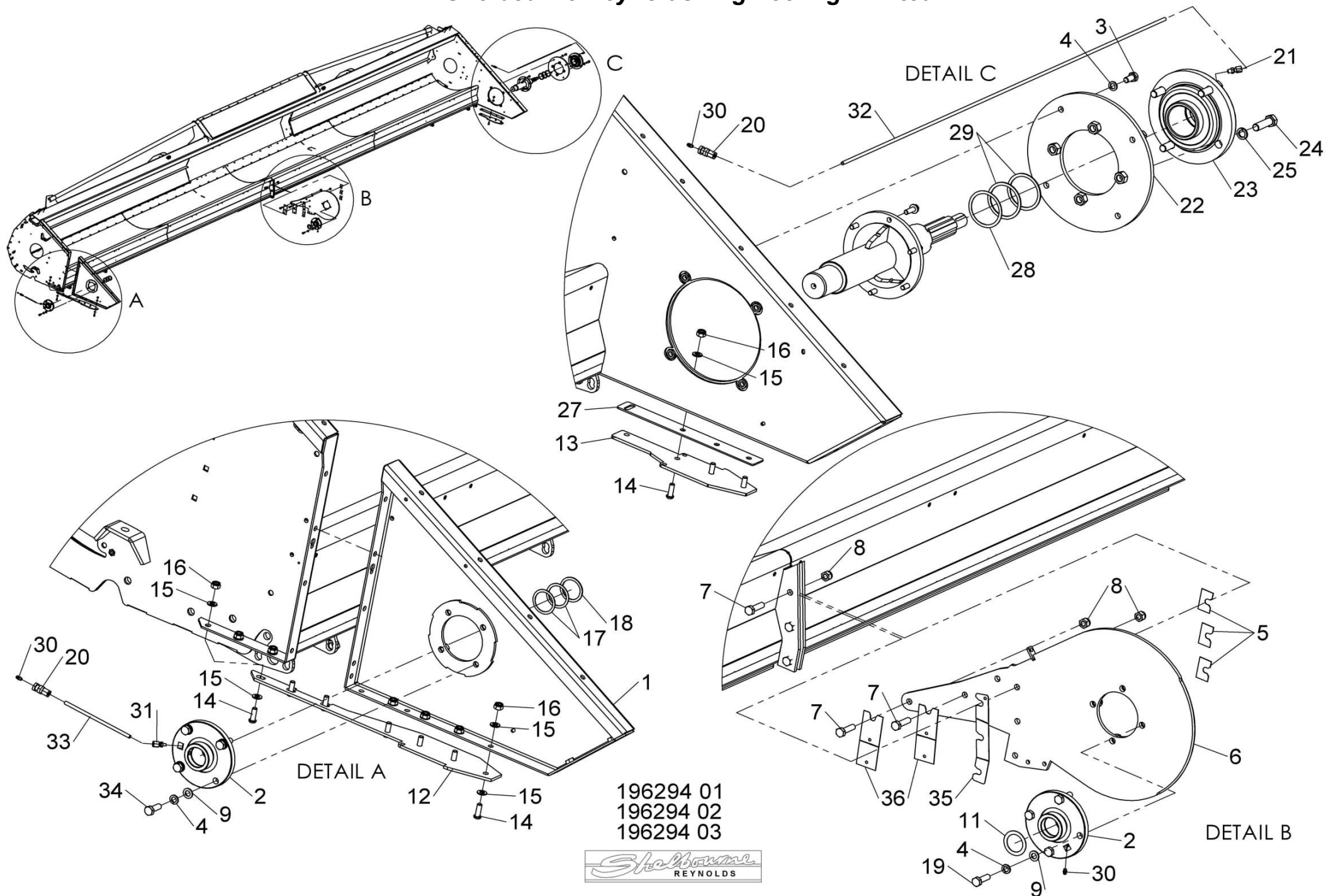
196292 01



Shelbourne Reynolds Engineering Limited

| ASSY NUMBER: 196294 02 | | | | ASSY DESCRIPTION: ROTOR MTG SUB ASSY CVS (70mm SHAFT) | | | |
|------------------------|-----------|---------------------------|-------|---|---------|-------------|-----|
| ITEM | PART NO | DESCRIPTION | QTY | ITEM | PART NO | DESCRIPTION | QTY |
| 1 | 194915 01 | RH SIDE PLATE W/A | 1 | | | | |
| 2 | BRG-3275 | BEARING | 2 | | | | |
| 3 | HSS-0235 | SETSCREW | 4 | | | | |
| 4 | WSH-0065 | SPRING WASHER | 12 | | | | |
| 5 | 194401 01 | SHIM | 3 | | | | |
| 6 | 194400 01 | DIVISION PLATE (CHAMFER) | 1 | | | | |
| 7 | BLTA12290 | BOLT | 5 | | | | |
| 8 | NUTA07120 | AERO-TIGHT NUT | 5 | | | | |
| 9 | WSH-0018 | PLAIN WASHER | 8 | | | | |
| 10 | | | | | | | |
| 11 | 194128 03 | SHIM (1mm) | A/R | | | | |
| 12 | 194404 01 | DIVIDING PLATE RH | 1 | | | | |
| 13 | 290518 01 | DIVIDING PLATE LH | 1 | | | | |
| 14 | SCW-0516 | BUTTON HD SCREW | 10 | | | | |
| 15 | WSH-0015 | PLAIN WASHER | 13 | | | | |
| 16 | NUT-0265 | NYLOC NUT | 10 | | | | |
| 17 | 192876 01 | SHIM (1mm) | A/R | | | | |
| 18 | 192876 02 | SHIM (2mm) | A/R | | | | |
| 19 | HSS-0250 | SETSCREW | 4 | | | | |
| 20 | LUB-00052 | BULKHEAD | 2 | | | | |
| 21 | LUB-00045 | STRAIGHT ADAPTOR | 1 | | | | |
| 22 | 198122 01 | BEARING SUPPORT | 1 | | | | |
| 23 | BRG-27040 | BEARING | 1 | | | | |
| 24 | HSS-0318 | SETSCREW (2021 & ON) | 4 | | | | |
| OR | HSS-0319 | SETSCREW (UPTO 2021) | 4 | | | | |
| 25 | WSH-0070 | SPRING WASHER (2021 & ON) | 4 | | | | |
| OR | WSH-0024 | PLAIN WASHER (UPTO 2021) | 4 | | | | |
| 26 | NUT-0271 | NYLOC NUT (UPTO 2021) | 4 | | | | |
| 27 | 290519 01 | FOOT PACKER PLATE | 1 | | | | |
| 28 | 190548 73 | WASHER | 2 | | | | |
| 29 | 190548 74 | WASHER | 2 | | | | |
| 30 | NIP-00600 | GREASE NIPPLE | 2 | | | | |
| 31 | LUB-00046 | STRAIGHT ADAPTOR | 1 | | | | |
| 32 | LUB-00044 | GREASE TUBE | 0.35m | | | | |
| 33 | LUB-00044 | GREASE TUBE | 1.25m | | | | |
| 34 | HSS-0241 | SETSCREW | 4 | | | | |
| 35 | 199889 01 | SHIM 1mm | A/R | | | | |
| OR | 199889 02 | SHIM 2mm | A/R | | | | |
| 36 | 199890 01 | SHIM 1mm | A/R | | | | |
| OR | 199890 02 | SHIM 2mm | A/R | | | | |

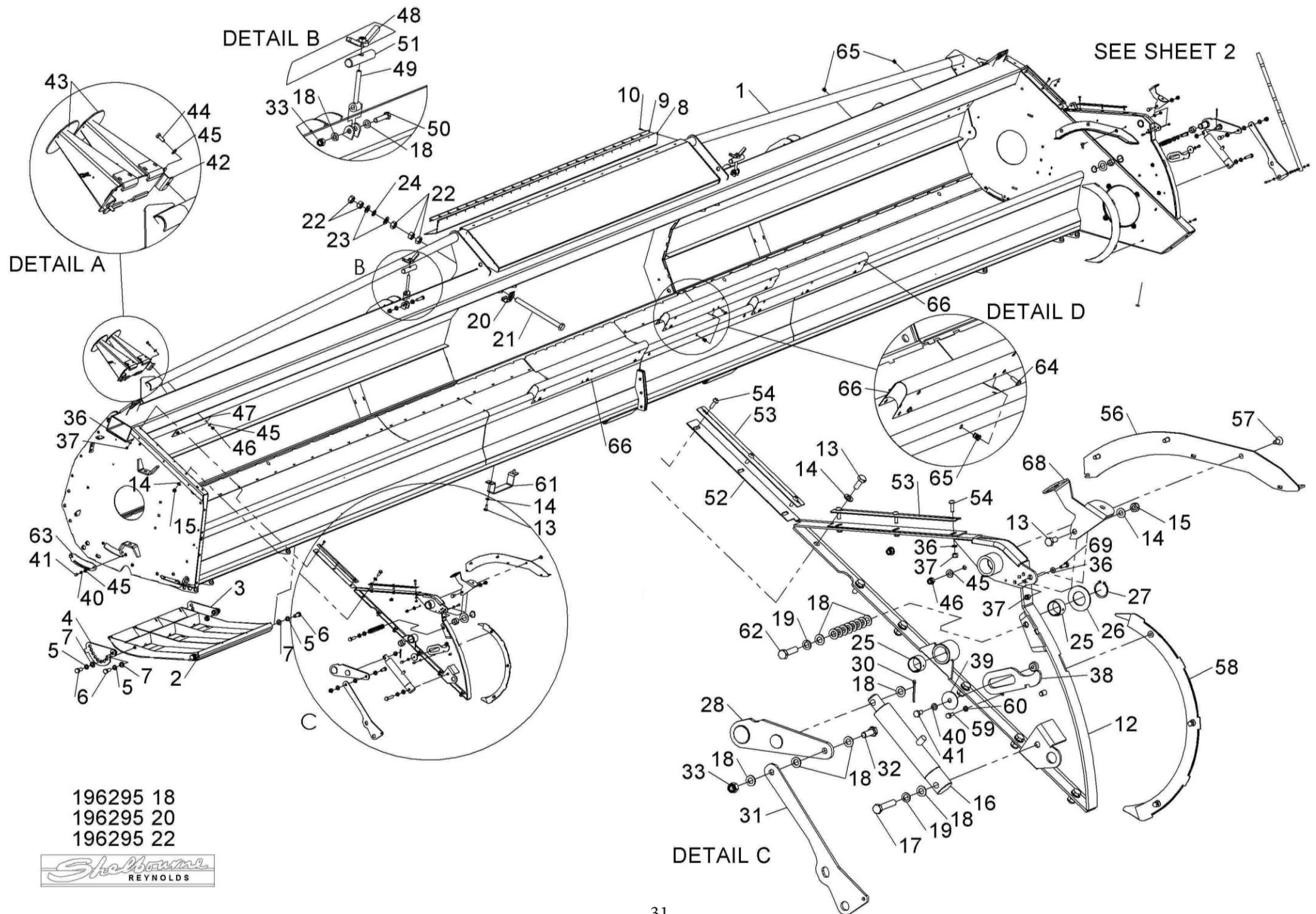
Shelbourne Reynolds Engineering Limited

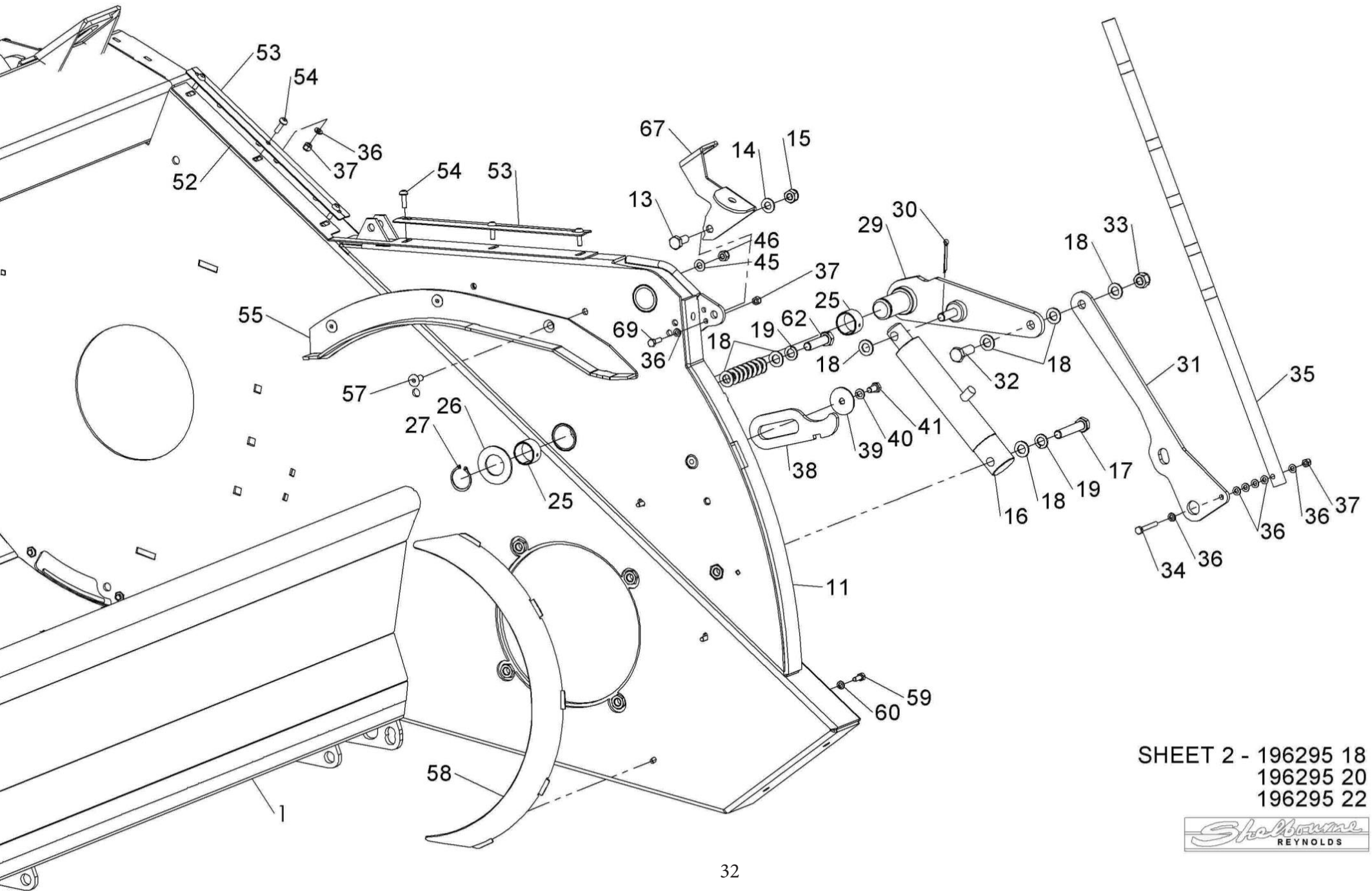


Shelbourne Reynolds Engineering Limited

| ASSY NUMBER: 196295 20 | | | | ASSY DESCRIPTION: Cvs20 FRAME & PARTS SUB ASSY | | | |
|------------------------|-----------|--------------------------|-----|--|-----------|----------------------|-----|
| ITEM | PART NO | DESCRIPTION | QTY | ITEM | PART NO | DESCRIPTION | QTY |
| 1 | 290930 01 | CVS20 MAINFRAME W/A | 1 | 40 | WSH-0058 | SPRING WASHER | 6 |
| 2 | 194395 01 | SKID W/A | 2 | 41 | HSS-0135 | SETSCREW | 6 |
| 3 | 193828 01 | SKID ADJUSTER LH | 2 | 42 | 193221 01 | HEADER STAND BRACKET | 1 |
| 4 | 193828 02 | SKID ADJUSTER RH | 2 | 43 | 290520 01 | HEADER STAND | 2 |
| 5 | WSHA30161 | LOCK WASHER | 12 | 44 | HSS-0140 | SETSCREW | 2 |
| 6 | HSS-0317 | SETSCREW | 12 | 45 | WSH-0012 | PLAIN WASHER | 14 |
| 7 | | | | 46 | NUT-0263 | NYLOC NUT | 8 |
| 8 | 194545 01 | RUBBER SEAL | 1 | 47 | 195541 01 | BACKING PLATE | 1 |
| 9 | 194493 01 | CLAMP STRIP | 1 | 48 | 193244 01 | RETAINING NUT | 2 |
| 10 | POP-0006 | POP RIVET | 25 | 49 | 193248 01 | RETAINING SCREW | 2 |
| 11 | 194913 01 | TOP SIDE PLATE LH | 1 | 50 | BLTA12380 | BOLT | 2 |
| 12 | 194913 02 | TOP SIDE PLATE RH | 1 | 51 | 193251 01 | RETAINING BAR | 2 |
| 13 | HSS-0191 | SETSCREW | 18 | 52 | 194000 01 | RUBBER SEAL | 2 |
| 14 | WSH-0015 | PLAIN WASHER | 30 | 53 | 199567 01 | CLAMP STRIP | 4 |
| 15 | NUT-0265 | NYLOC NUT | 14 | 54 | SCW-4960 | BUTT HD SCREW | 12 |
| 16 | 195075 01 | HYDRAULIC RAM | 2 | 55 | 194385 01 | RUNNER ASSY LH | 1 |
| 16a | RMSK00030 | RAM SEAL KIT | | 56 | 194385 02 | RUNNER ASSY RH | 1 |
| 17 | BLTA12410 | BOLT | 2 | 57 | SCW-1735 | CSK SOCKET HD SCW | 6 |
| 18 | WSH-0018 | PLAIN WASHER | 32 | 58 | 193363 01 | ROTOR DEFLECTOR | 2 |
| 19 | WSH-0065 | SPRING WASHER | 4 | 59 | HSS-0084 | SETSCREW | 6 |
| 20 | 194987 01 | LOCKING ASSY | 2 | 60 | WSH-0056 | SPRING WASHER | 6 |
| 21 | HSSA24994 | SETSCREW | 2 | 61 | 195126 01 | STRAP | 2 |
| 22 | NUT-0190 | PLAIN NUT | 10 | 62 | HSS-0260 | BOLT (SHIPPING ONLY) | 2 |
| 23 | WSH-0036 | PLAIN WASHER | 4 | 63 | 195844 01 | COVER PLATE | 2 |
| 24 | 190548 62 | WASHER | 2 | 64 | HSSF08174 | TENSILOCK SETCREW | 12 |
| 25 | BSHK03047 | BUSH | 4 | 65 | NUTA13080 | NUTSERT | 12 |
| 26 | WSH-1547 | PLAIN WASHER | 2 | 66 | 290372 01 | SPILL PLATE | 2 |
| 27 | CIR-1150 | CIRCLIP | 2 | 67 | 198958 01 | LH LIGHT BRACKET | 1 |
| 28 | 194538 06 | LIFT ARM LH | 1 | 68 | 198958 02 | RH LIGHT BRACKET | 1 |
| 29 | 194538 07 | LIFT ARM RH | 1 | 69 | HSS-0086 | SETSCREW | 2 |
| 30 | PIN-1150 | SPLIT PIN | 2 | | | | |
| 31 | 194537 01 | LINK ARM | 2 | | | | |
| 32 | HSS-0241 | SETSCREW | 2 | | | | |
| 33 | NUT-0269 | NYLOC NUT | 4 | | | | |
| 34 | HSSA06290 | SETSCREW | 1 | | | | |
| 35 | 192494 01 | NOSE HEIGHT INDICATOR OD | 1 | | | | |
| 36 | WSH-0009 | PLAIN WASHER | 21 | | | | |
| 37 | NUT-0260 | NYLOC NUT | 15 | | | | |
| 38 | 192809 01 | NOSE STOP LATCH | 2 | | | | |
| 39 | 190119 05 | WASHER | 2 | | | | |

Shelbourne Reynolds Engineering Limited



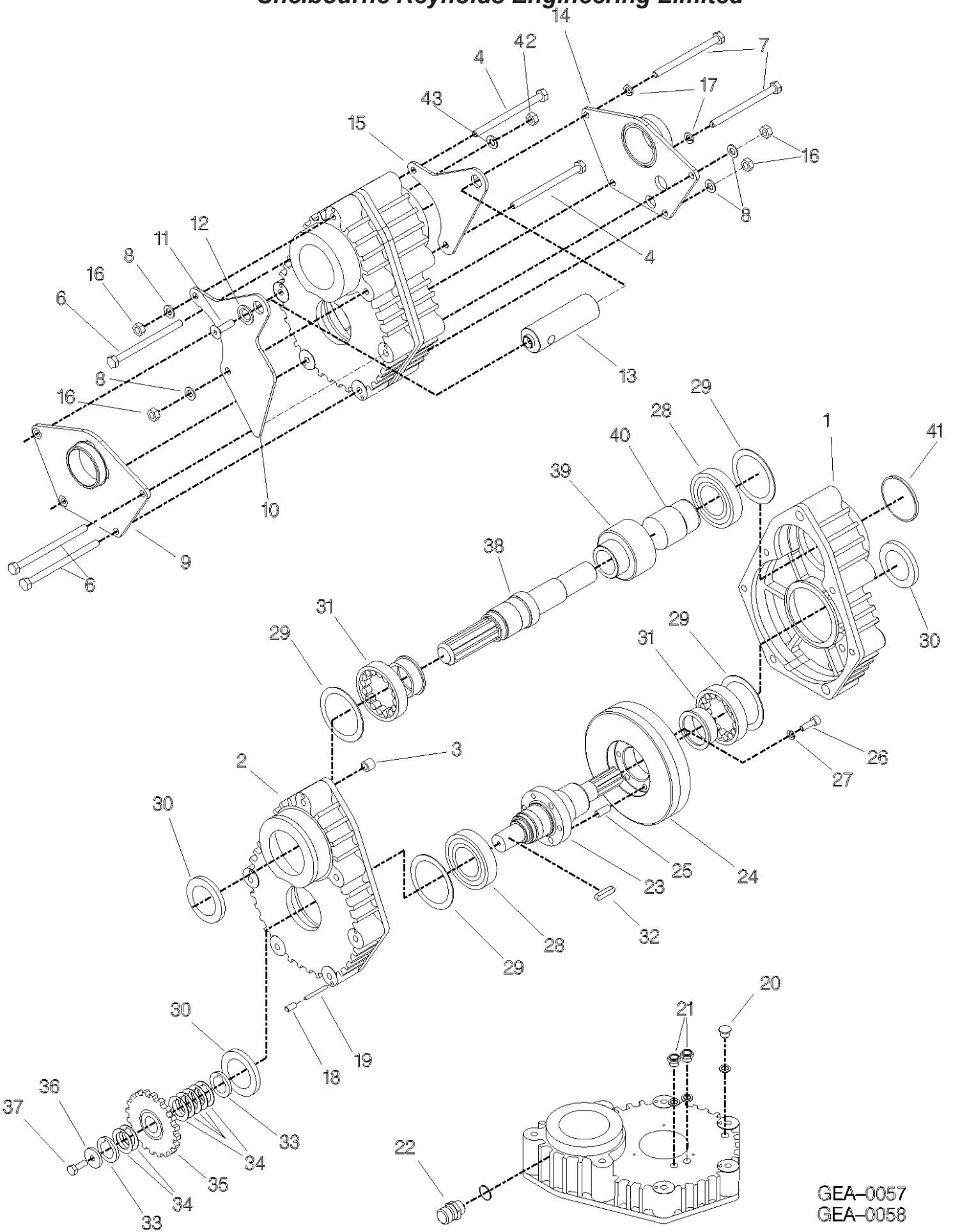


SHEET 2 - 196295 18
196295 20
196295 22

Shelbourne Reynolds Engineering Limited

| ASSY NUMBER: GEA-0058 | | | | ASSY DESCRIPTION: INPUT GEARBOX ASSY VARIABLE SPEED | | | |
|-----------------------|-----------|----------------------------|-----|---|----------------|--|-----|
| ITEM | PART NO | DESCRIPTION | QTY | ITEM | PART NO | DESCRIPTION | QTY |
| 1 | 197619 03 | CASE HALF (PTO SIDE) | 1 | OR | 192768 08 | AUGER DRIVE SPROCKET (13T) | 1 |
| 2 | 197619 02 | CASE HALF (PULLEY SIDE) | 1 | OR | 192768 20 | AUGER DRIVE SPROCKET (12T) | 1 |
| 3 | 192598 01 | DOWEL | 3 | 36 | 190548 01 | RETAINING WASHER | 1 |
| 4 | BLTA12810 | HEX HEAD BOLT | 2 | 37 | HSSF10174 | HEX HD SCREW | 1 |
| 5 | | | | 38 | 194964 01 | PINION SHAFT | 1 |
| 6 | BLTA12750 | HEX HEAD BOLT | 3 | 39 | 193599 09 | PINION GEAR (32 TOOTH) | 1 |
| 7 | BLT-2276 | HEX.HEAD BOLT | 2 | OR | 193599 11 | PINION GEAR (34 TOOTH) | 1 |
| 8 | WSH-0018 | PLAIN WASHER | 4 | OR | 193599 12 | PINION GEAR (30 TOOTH) | 1 |
| 9 | 198021 01 | G/BOX MTG PLT LH | 1 | OR | 193599 13 | PINION GEAR (36 TOOTH) | 1 |
| 10 | 198026 01 | G/BOX ADJ PLT LH | 1 | 40 | 195526 01 | SLEEVE | 1 |
| 11 | SCW-1930 | CSK SKT HD SCREW | 2 | 41 | SEAZ09000 | CORE PLUG SEAL | 1 |
| 12 | 198024 01 | CSK WASHER | 2 | 42 | NUT-0270 | NYLOC NUT (THIN) | 1 |
| 13 | 198023 01 | GEARBOX ADJUSTER | 1 | 43 | WSH-0019 | PLAIN WASHER (FORM B) | 1 |
| 14 | 198022 01 | G/BOX MTG PLT RH | 1 | | | | |
| 15 | 198025 01 | G/BOX ADJ PLT RH | 1 | | | | |
| 16 | NUT-0269 | NYLOC NUT | 4 | | GEA-0058CNH | SPARES GEARBOX ASSY C/W 35T & 34T GEARS | |
| 17 | WSHA20121 | SHAKEPROOF WASHER | 2 | | GEA-0058JD/CIH | SPARES GEARBOX ASSY C/W 37T & 32T GEARS | |
| 18 | SCW-4535 | GRUBSCREW | 3 | | GEA-0058LEX | SPARES GEARBOX ASSY C/W 33T & 36T GEARS | |
| 19 | 192597 01 | JACKING ROD | 3 | | | | |
| 20 | FIT-0253 | DRAIN PLUG | 1 | | | | |
| 21 | FITD00005 | SIGHT GLASS/SEAL | 2 | | | | |
| 22 | FIT-0255 | BREATHER | 1 | | | | |
| 23 | 192591 01 | INPUT SHAFT | 1 | | | | |
| 24 | 192592 09 | INPUT GEAR (37 TOOTH) | 1 | | | | |
| OR | 192592 11 | INPUT GEAR (35 TOOTH) | 1 | | | | |
| OR | 192592 12 | INPUT GEAR (39 TOOTH) | 1 | | | | |
| OR | 192592 13 | INPUT GEAR (33 TOOTH) | 1 | | | | |
| 25 | PIN-61217 | DOWEL PIN | 3 | | | | |
| 26 | SCW-0196 | CAP HEAD SCREW | 3 | | | | |
| 27 | WSH-0061 | SPRING WASHER | 3 | | | | |
| 28 | BRG-7040 | BEARING | 2 | | | | |
| 29 | 192596 01 | RING | 4 | | | | |
| 30 | SEA-0590 | SHAFT SEAL | 3 | | | | |
| 31 | BRG-16080 | SUPPORT | 2 | | | | |
| 32 | K1008045 | KEY | 1 | | | | |
| 33 | 191692 01 | SPACER | 2 | | | | |
| 34 | 191692 02 | SPACER | 7 | | | | |
| 35 | 192768 18 | AUGER DRIVE SPROCKET (18T) | 1 | | | | |
| OR | 192768 04 | AUGER DRIVE SPROCKET (16T) | 1 | | | | |
| OR | 192768 16 | AUGER DRIVE SPROCKET (15T) | 1 | | | | |
| OR | 192768 10 | AUGER DRIVE SPROCKET (22T) | 1 | | | | |
| | | | | | | ABOVE SPARE GEARBOX ASSY DO NOT INCLUDE MOUNTING PLATES & AUGER SPROCKET, ITEMS, 9,10,11, 12,13,14,15,33,34,35,36 & 37 | |

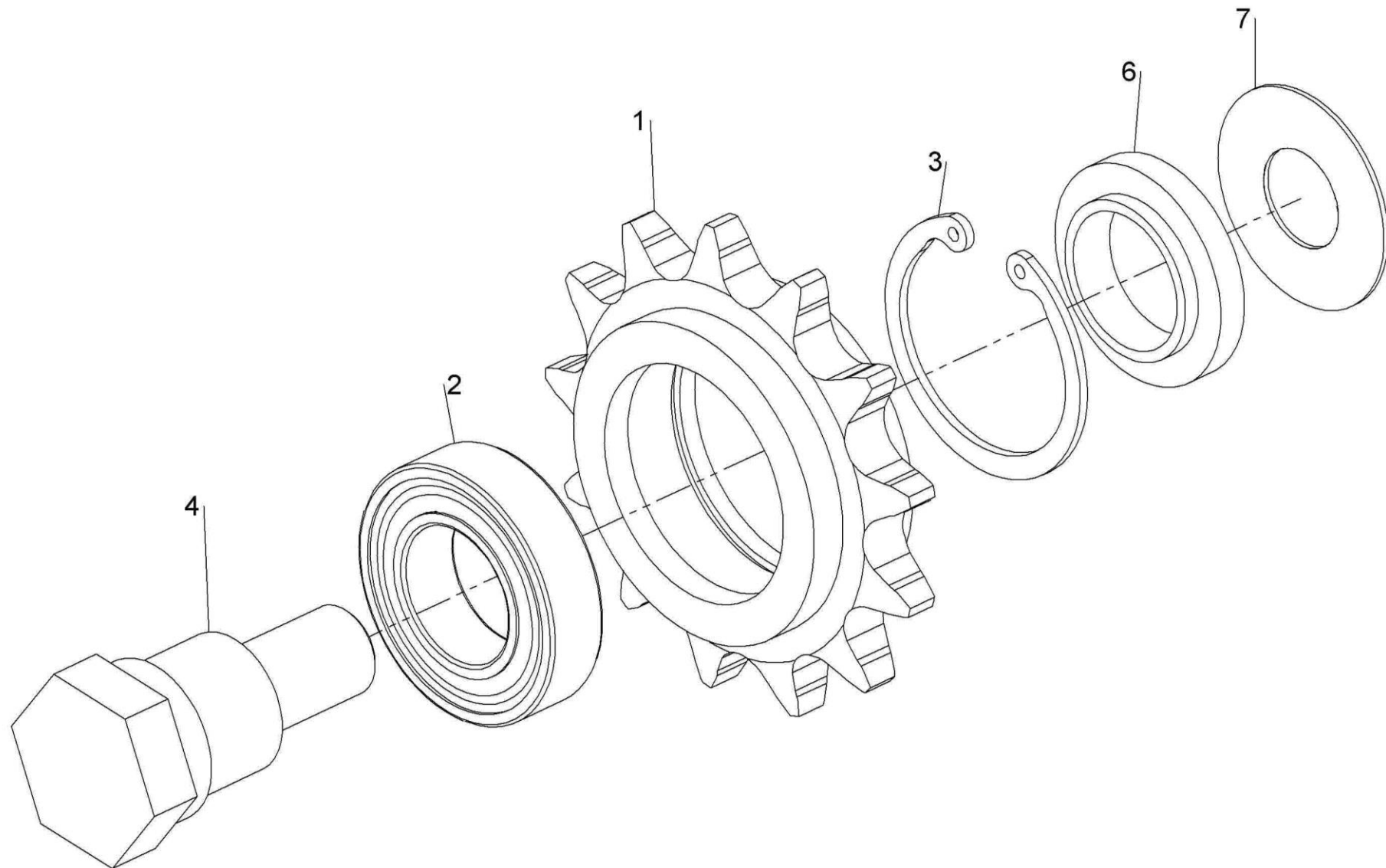
Shelbourne Reynolds Engineering Limited



GEA-0057
GEA-0058

Shelbourne Reynolds Engineering Limited

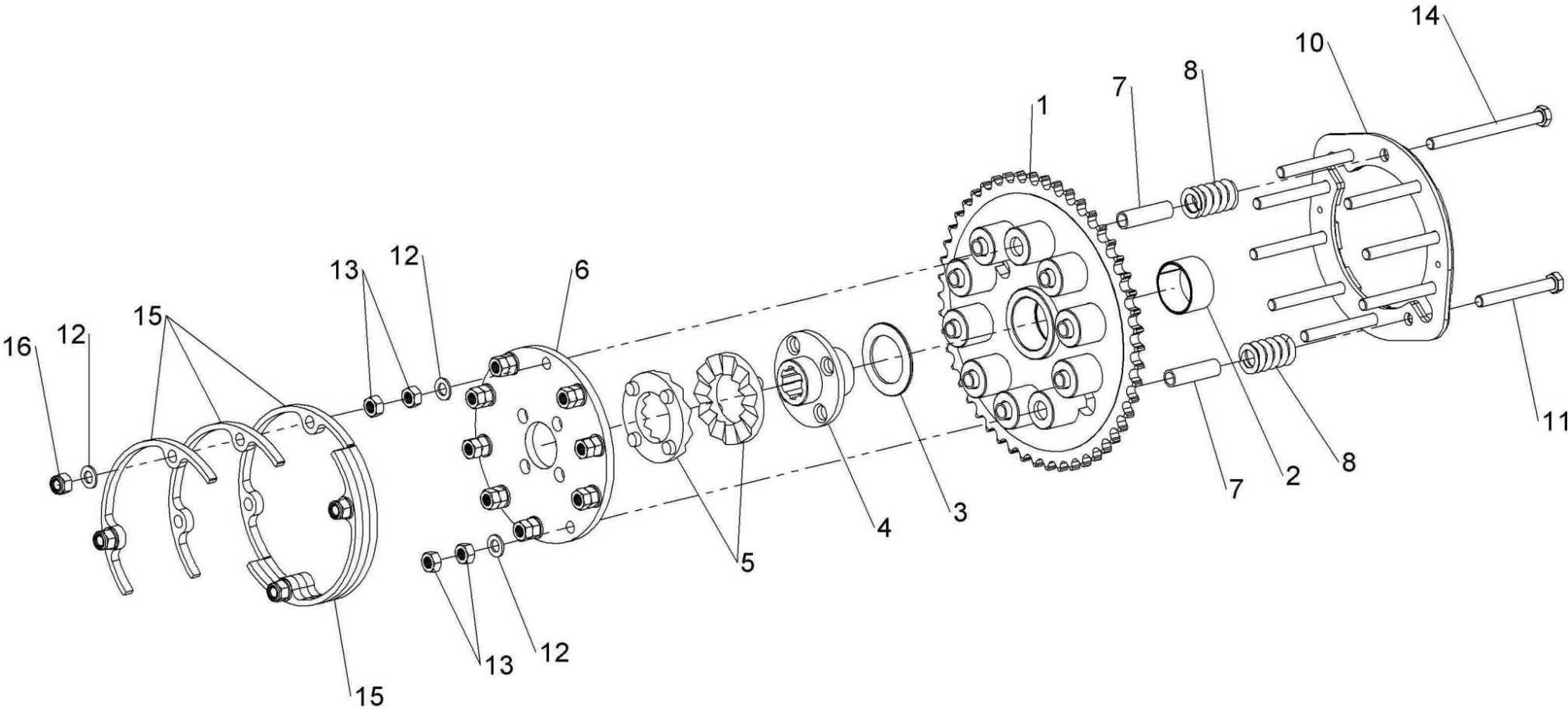
[illegible]



KIT-00112

Shelbourne Reynolds Engineering Limited

| ASSY NUMBER: KIT-00123 | | | | ASSY DESCRIPTION: AUGER SLIP CLUTCH (10 SPRING) | | | |
|------------------------|-----------|--------------------|-----|---|---------|-------------|-----|
| ITEM | PART NO | DESCRIPTION | QTY | ITEM | PART NO | DESCRIPTION | QTY |
| 1 | 290418 01 | 50T SPROCKET ASSY | 1 | | | | |
| 2 | BSHK05056 | BUSH | 1 | | | | |
| 3 | 192008 02 | THRUST WASHER | 1 | | | | |
| 4 | 195850 01 | SPLINED CLUTCH HUB | 1 | | | | |
| 5 | 131005 | CLUTCH PLATE | 2 | | | | |
| 6 | 290335 01 | DRIVE DISC | 1 | | | | |
| 7 | 131073 04 | SPACER | 10 | | | | |
| 8 | 131063 | SPRING | 10 | | | | |
| 9 | | | | | | | |
| 10 | 290336 01 | LOCKING RING | 1 | | | | |
| 11 | BLT-2270 | BOLT | 6 | | | | |
| 12 | WSH-0018 | PLAIN WASHER | 14 | | | | |
| 13 | NUT-0170 | PLAIN NUT | 20 | | | | |
| 14 | HSSA12710 | SETSCREW | 4 | | | | |
| 15 | 290403 01 | BELT SLIPPER | 6 | | | | |
| 16 | NUT-0269 | NYLOC NUT | 4 | | | | |

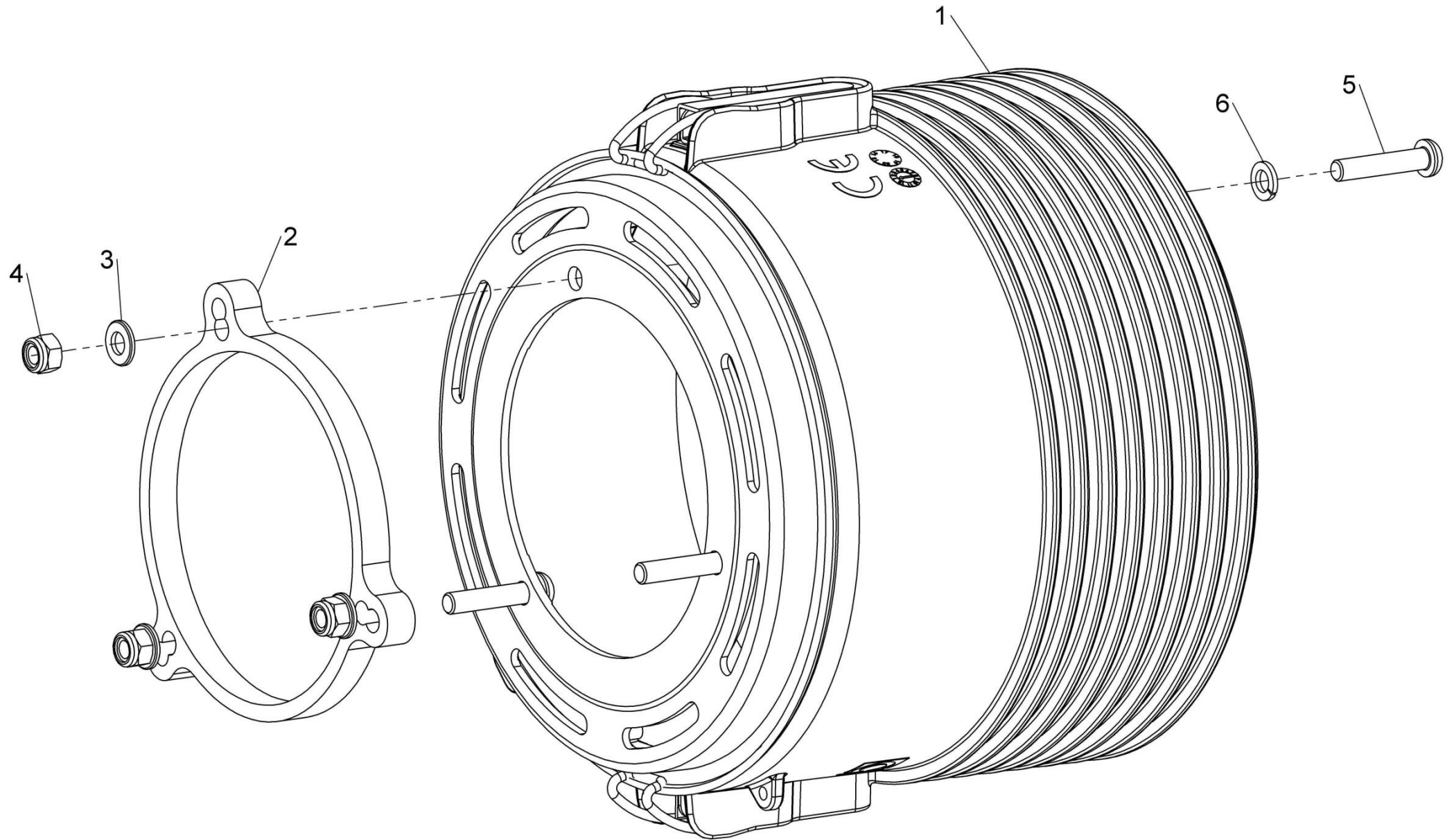


KIT-00123



Shelbourne Reynolds Engineering Limited

| ASSY NUMBER: KIT-00530 | | | | ASSY DESCRIPTION: PTO CONE KIT | | | |
|------------------------|-----------|---------------------------|-----|--------------------------------|---------|-------------|-----|
| ITEM | PART NO | DESCRIPTION | QTY | ITEM | PART NO | DESCRIPTION | QTY |
| 1 | 290626 01 | PTO CONE | 1 | | | | |
| 2 | 199741 01 | CONE SPACER | 1 | | | | |
| 3 | WSH-0012 | PLAIN WASHER (UPTO 2020) | 2 | | | | |
| 4 | NUT-0263 | NYLOC NUT (UPTO 2020) | 3 | | | | |
| 5 | SCBA08260 | BUTT. HD SCREW | 3 | | | | |
| 6 | WSH-0058 | SPRING WASHER (2020 & ON) | 3 | | | | |

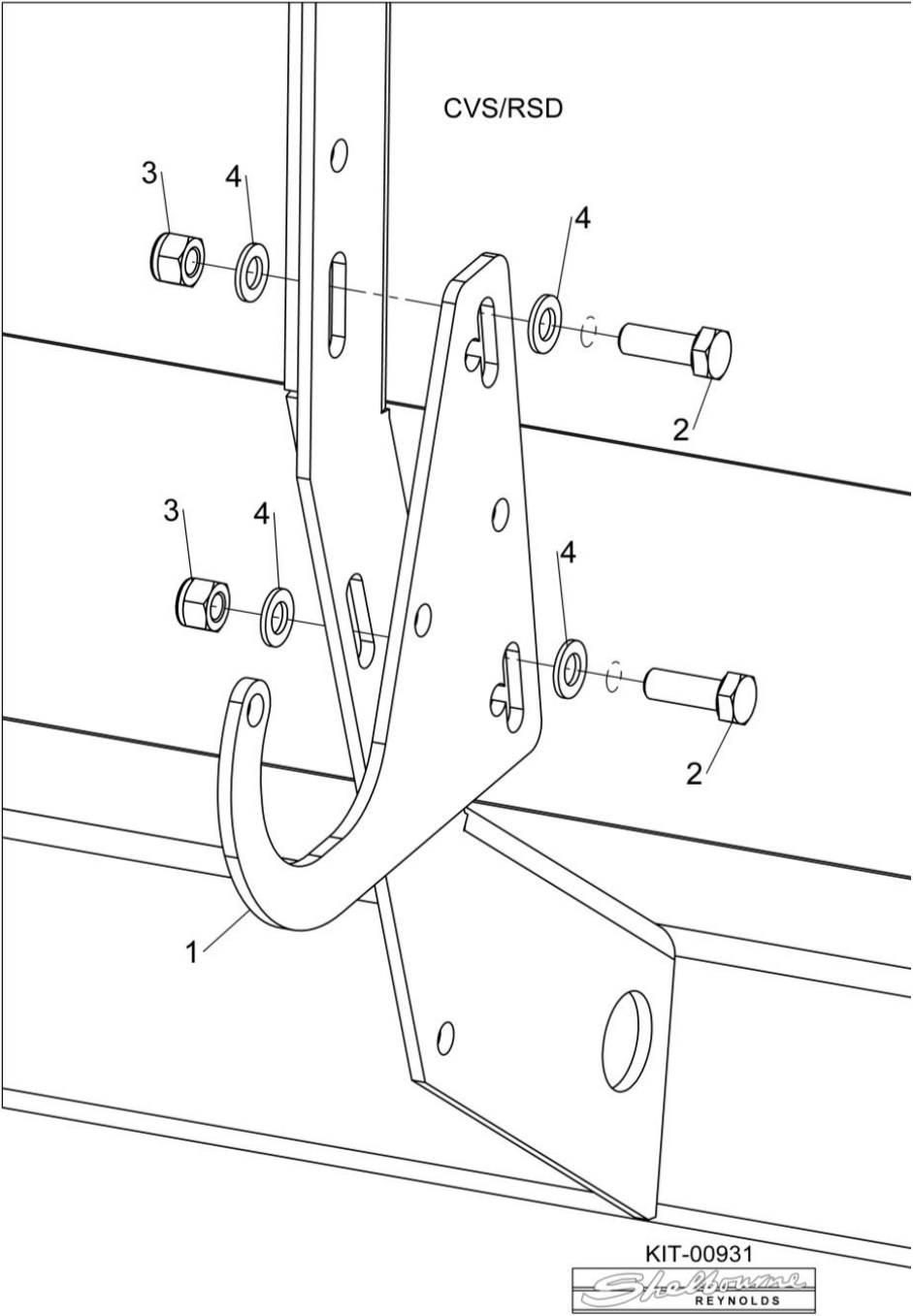
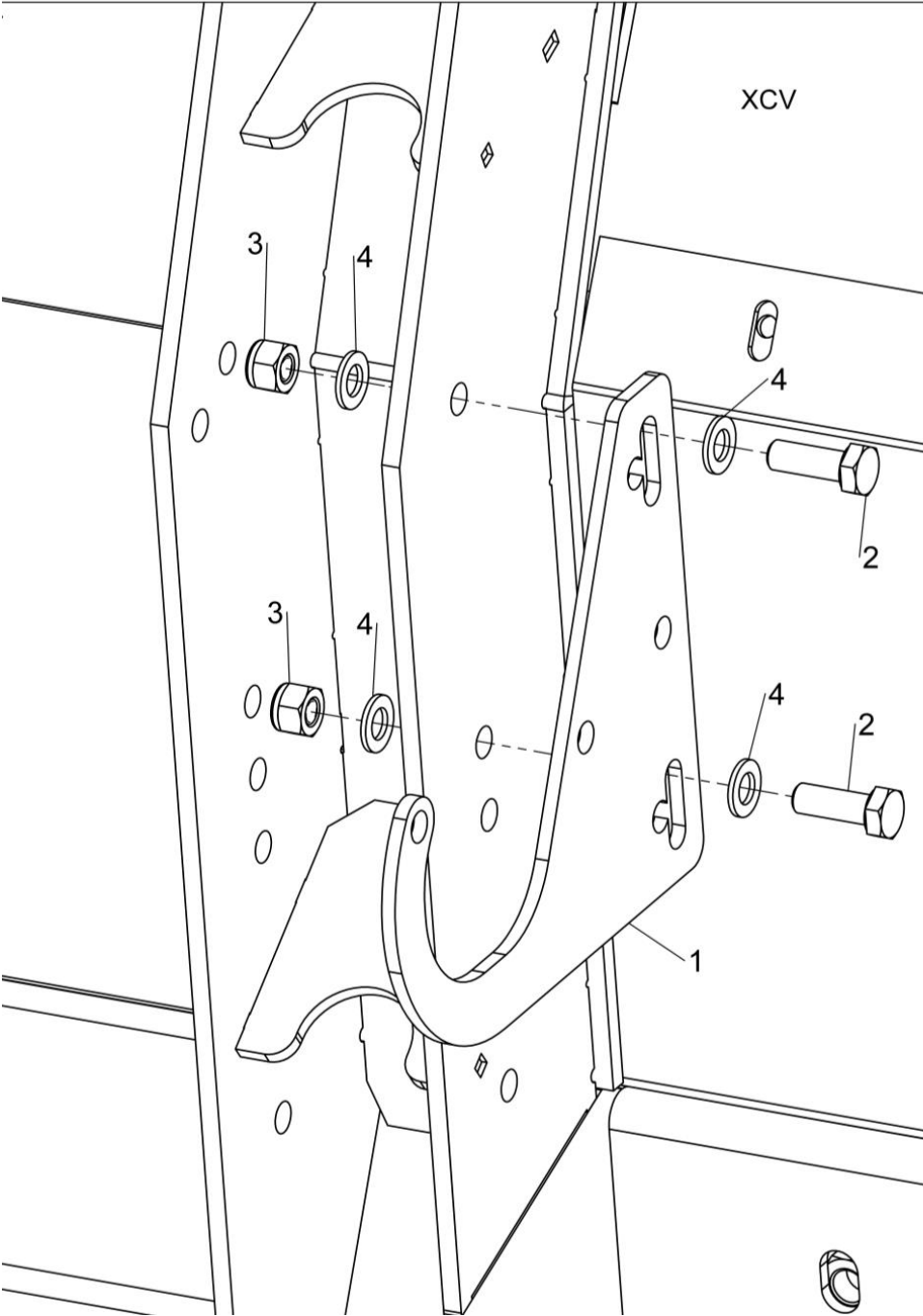


KIT-00530



Shelbourne Reynolds Engineering Limited

| | | | | | | | |
|------------------------|-----------|--------------|-----|-----------------------------------|---------|-------------|-----|
| ASSY NUMBER: KIT-00931 | | | | ASSY DESCRIPTION: PTO SUPPORT KIT | | | |
| ITEM | PART NO | DESCRIPTION | QTY | ITEM | PART NO | DESCRIPTION | QTY |
| 1 | 191945 01 | PTO SUPPORT | 1 | | | | |
| 2 | HSS-0241 | SETSCREW | 2 | | | | |
| 3 | NUT-0269 | NYLOC NUT | 2 | | | | |
| 4 | WSH-0018 | PLAIN WASHER | 4 | | | | |

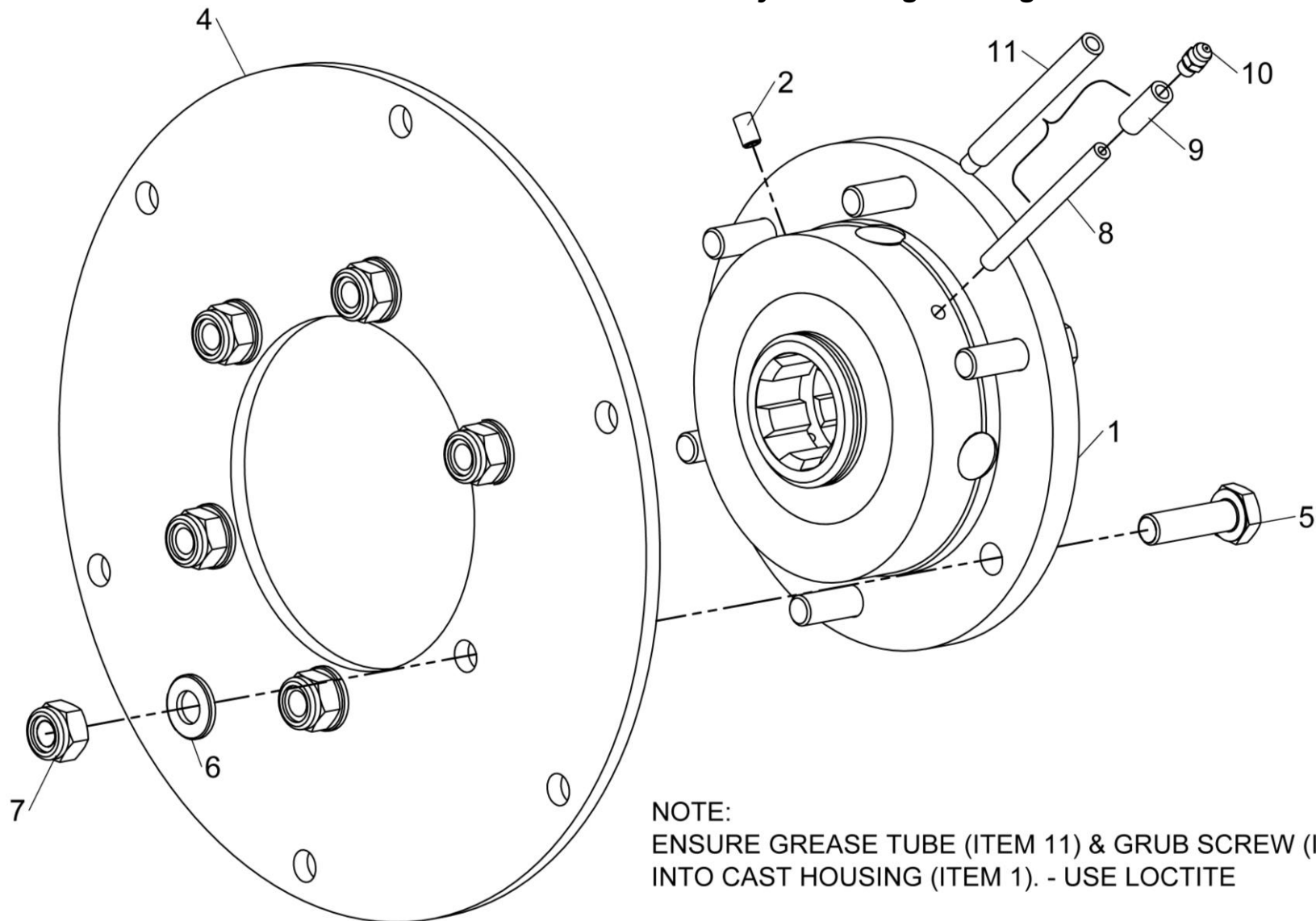


KIT-00931



Shelbourne Reynolds Engineering Limited

| ASSY NUMBER: KIT-00976A | | | | ASSY DESCRIPTION: BALL JOINT CTR COUPLING | | | |
|-------------------------|----------------------|---|-----|---|---------|-------------|-----|
| ITEM | PART NO | DESCRIPTION | QTY | ITEM | PART NO | DESCRIPTION | QTY |
| 1 OR | 193114 05 193114P | SPLINED BALL SPARE SPLINED BALL ASSY (ALTERNATIVE TO 193114 01) | 1 | | | | |
| 2 | | | | | | | |
| 3 | | | 1 | | | | |
| 4 | 193106 01 | DRIVE RING PLATE | | | | | |
| 5 | HSS-0198 | SETSCREW | 6 | | | | |
| 6 | WSH-0015 | PLAIN WASHER | 6 | | | | |
| 7 | NUT-0265 | NYLOC NUT | 6 | | | | |
| 8 | 193077 01 | GREASE PIPE (UPTO 2022) | 1 | | | | |
| 9 | 193078 01 | GREASE PIPE SLEEVE (UPTO 2022) | 1 | | | | |
| 10 | NIP-00600 | GREASE NIPPLE | 1 | | | | |
| 11 | 292226 01 | GREASE PIPE (2022 & ON) SUPPLY IN PLACE OF ITEMS 8 & 9 | 1 | | | | |



NOTE:
ENSURE GREASE TUBE (ITEM 11) & GRUB SCREW (ITEM 2) ARE ASSEMBLED
INTO CAST HOUSING (ITEM 1). - USE LOCTITE

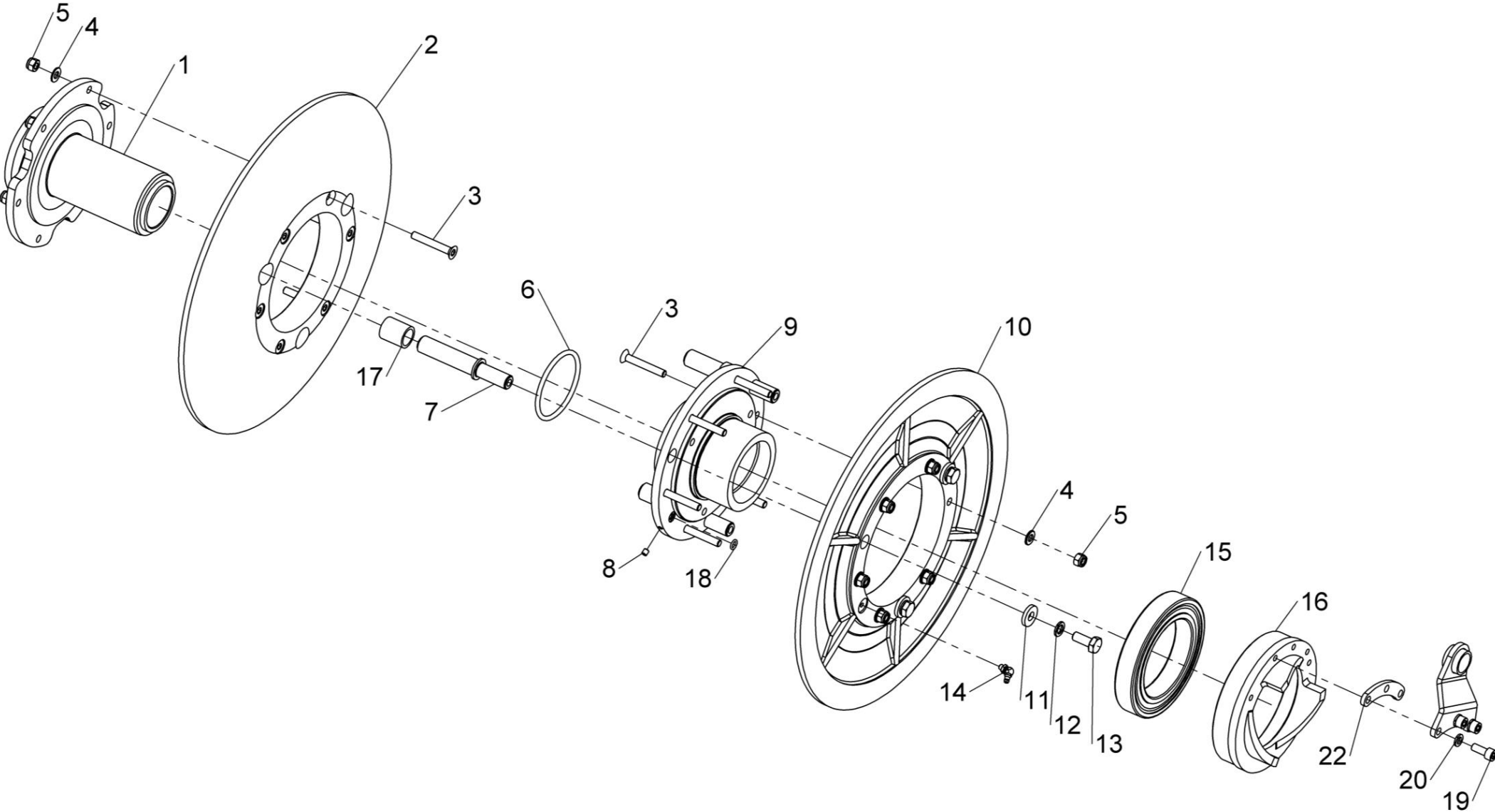
THE ORIENTATION SHOWN IS FOR A R.H. ROTOR, SWAP ITEMS 2 & 11 FOR A
LH ROTOR

KIT-00976



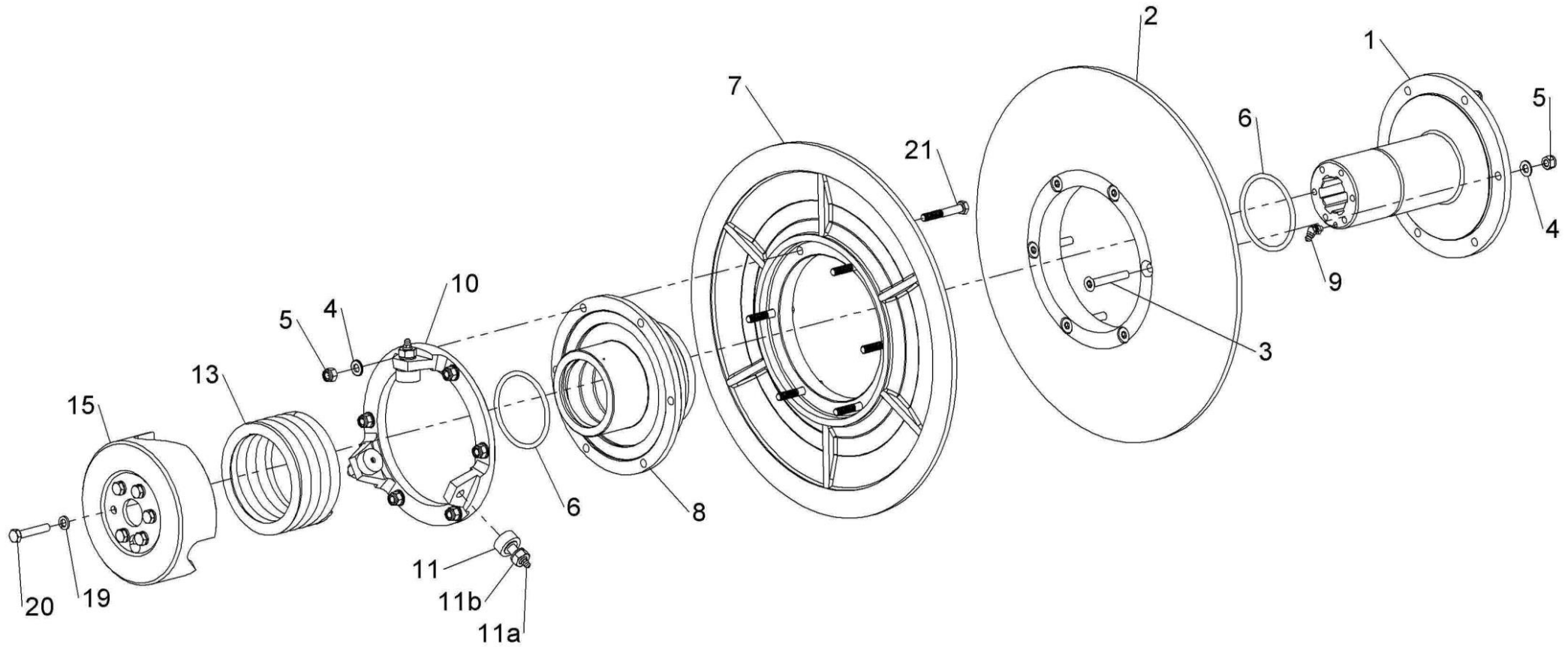
Shelbourne Reynolds Engineering Limited

| ASSY NUMBER: KIT-01386 | | | | ASSY DESCRIPTION: REAR PULLEY ASSY (BOLT IN HUBS) | | | |
|------------------------|---------------|-------------------|-----|---|---------|-------------|-----|
| ITEM | PART NO | DESCRIPTION | QTY | ITEM | PART NO | DESCRIPTION | QTY |
| 1 | 199350 01 | OUTER PULLEY HUB | 1 | | | | |
| 2 | 198270 01 | OUTER REAR PULLEY | 1 | | | | |
| 3 | SCEA08353 | CSK SCREW | 12 | | | | |
| 4 | WSH-0012 | PLAIN WASHER | 12 | | | | |
| 5 | NUT-0263 | NYLOC NUT | 12 | | | | |
| 6 | ORA300750 | O RING | 1 | | | | |
| 7 | 198274 02 | SPIGOT | 3 | | | | |
| 8 | SCW-4528 | GRUB SCREW | 1 | | | | |
| 9 | 199410 01 | INNER PULLEY HUB | 1 | | | | |
| 10 | 198271 01 | INNER PULLEY | 1 | | | | |
| 11 | 190119 11 | WASHER | 3 | | | | |
| 12 | WSH-0061 | SPRING WASHER | 3 | | | | |
| 13 | HSS-0191 | SETSCREW | 3 | | | | |
| 14 | NIP-00620 | GREASE NIPPLE | 1 | | | | |
| 15 | BRG-19500N | BEARING | 1 | | | | |
| 16 | 194970 01 | STATIC CAM | 1 | | | | |
| 17 | 291809 01 | BUSH (2021 & ON) | 3 | | | | |
| OR | BSHD02056 | BUSH (UPTO 2021) | 3 | | | | |
| 18 | ORA120080 | O RING | 1 | | | | |
| 19 | SCW-0133 | CAP HEAD SCREW | 3 | | | | |
| 20 | WSH-0058 | SPRING WASHER | 3 | | | | |
| 21 | SEE DRIVE SUB | STATIC CAM ARM | 1 | | | | |
| 22 | 197465 01 | CAM ARM SPACER | 1 | | | | |



Shelbourne Reynolds Engineering Limited

| ASSY NUMBER: KIT-01399 | | | | ASSY DESCRIPTION: ROTOR PULLEY ASSY (2017-2021) | | | |
|------------------------|-----------|------------------------------|-----|---|---------|-------------|-----|
| ITEM | PART NO | DESCRIPTION | QTY | ITEM | PART NO | DESCRIPTION | QTY |
| 1 | 199349 01 | INNER PULLEY HUB | 1 | | | | |
| 2 | 198269 01 | INNER FRONT PULLEY | 1 | | | | |
| 3 | SCEA08353 | CSK.SOC HD SCREW | 6 | | | | |
| 4 | WSH-0012 | PLAIN WASHER | 12 | | | | |
| 5 | NUT-0263 | NYLOC NUT | 12 | | | | |
| 6 | ORA300750 | O RING | 2 | | | | |
| 7 | 198268 01 | OUTER FRONT PULLEY | 1 | | | | |
| 8 | 199409 01 | OUTER PULLEY HUB | 1 | | | | |
| 9 | NIP-00610 | GREASE NIPPLE | 1 | | | | |
| 10 | 199407 01 | CAM FOLLOWER BRACKET | 1 | | | | |
| 11 | 197640 01 | CAM FOLLOWER BEARING ASSY | 3 | | | | |
| 11a | KIT-01428 | SPARE GREASE ZERK/NIPPLE KIT | | | | | |
| 11b | KIT-01432 | SPARE NUT & WASHER KIT | | | | | |
| 12 | | | | | | | |
| 13 | SPGC00047 | SPRING (RED) | 1 | | | | |
| 14 | | | | | | | |
| 15 | 199408 01 | FIXED CAM (45°) | 1 | | | | |
| 16 | | | | | | | |
| 17 | | | | | | | |
| 18 | | | | | | | |
| 19 | WSH-0058 | SPRING WASHER | 6 | | | | |
| 20 | HSSA08380 | SETSCREW (2018 & ON) | 6 | | | | |
| OR | HSS-0155 | SETSCREW (UP TO 2018) | 6 | | | | |
| 21 | BLTA08350 | HEX HEAD BOLT | 6 | | | | |

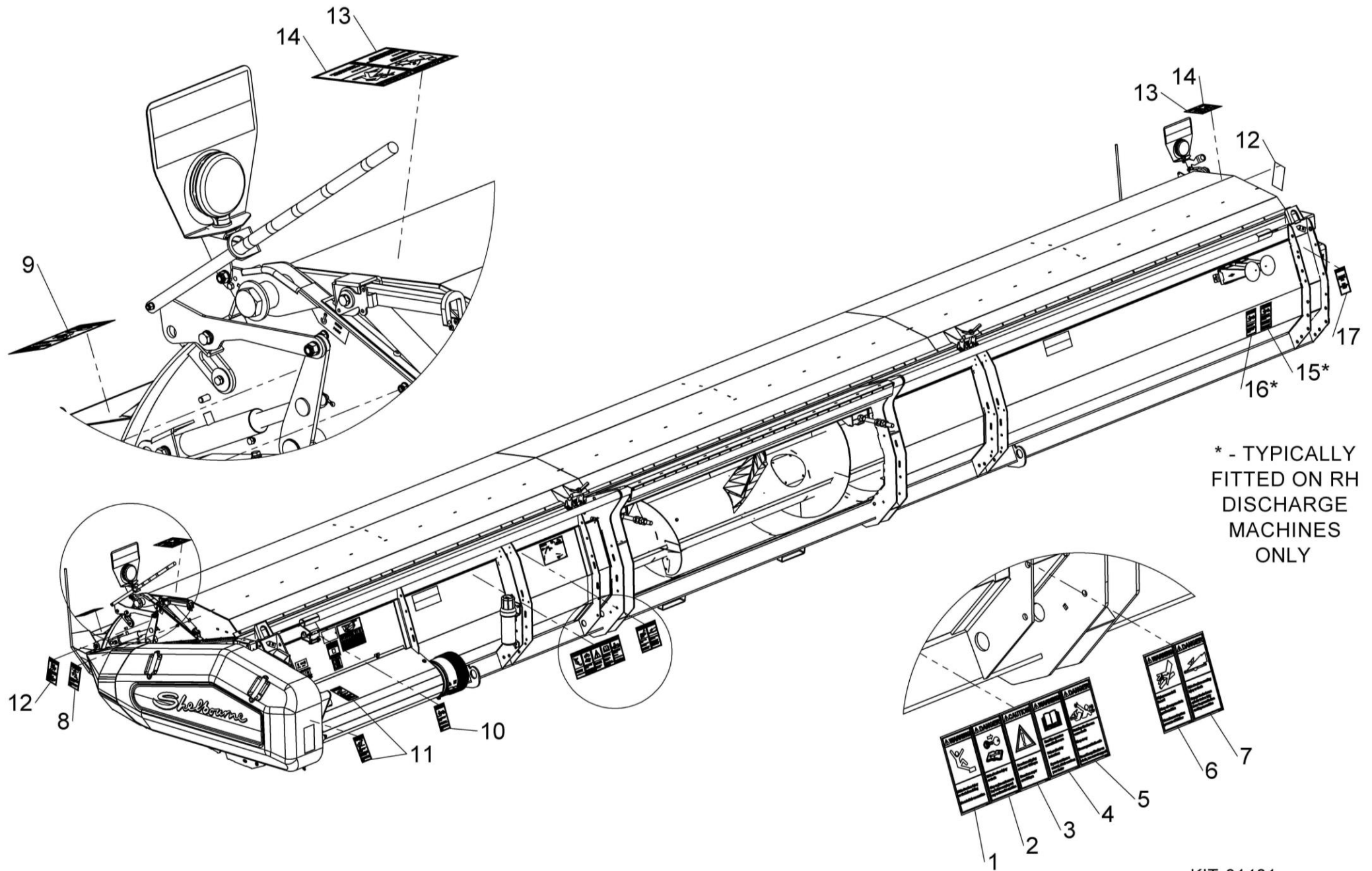


KIT-01399



Shelbourne Reynolds Engineering Limited

| ASSY NUMBER: KIT-01401 | | | | ASSY DESCRIPTION: SAFETY DECAL KIT NORTH AMERICA | | | |
|------------------------|-----------|------------------------------|-----|--|---------|-------------|-----|
| ITEM | PART NO | DESCRIPTION | QTY | ITEM | PART NO | DESCRIPTION | QTY |
| 1 | 198835 01 | EMBLEM - DO NOT CLIMB | 1 | | | | |
| 2 | 198840 01 | EMBLEM - STOP ENGINE | 1 | | | | |
| 3 | 198838 01 | EMBLEM - SPEED RESTRICTION | 1 | | | | |
| 4 | 199011 01 | EMBLEM - READ OPS MANUAL | 1 | | | | |
| 5 | 198842 01 | EMBLEM - ROTATING DRIVE LINE | 1 | | | | |
| 6 | 198832 01 | EMBLEM - HIGH PRESSUE FLUID | 1 | | | | |
| 7 | 198844 01 | EMBLEM - RISK OF CRUSHING | 1 | | | | |
| 8 | 198843 01 | EMBLEM - HOOD LOCK | 1 | | | | |
| 9 | 198836 01 | EMBLEM - CROP DEFLECTOR LOCK | 1 | | | | |
| 10 | 198839 01 | EMBLEM - AUGER | 1 | | | | |
| 11 | 198837 01 | EMBLEM - MOVING PARTS UNDER | 2 | | | | |
| 12 | 198833 01 | EMBLEM - CROP DEFLECTOR HAND | 2 | | | | |
| 13 | 198841 01 | EMBLEM - ROTOR KEEP AWAY | 2 | | | | |
| 14 | 198834 01 | EMBLEM - STAND CLEAR ROTOR | 2 | | | | |
| 15 | 291880 01 | EMBLEM - AUGER UNDER COVER | 1 | | | | |
| 16 | 291881 01 | EMBLEM - AUGER NO COVER | 1 | | | | |
| 17 | 291968 01 | EMBLEM - P65 | 1 | | | | |

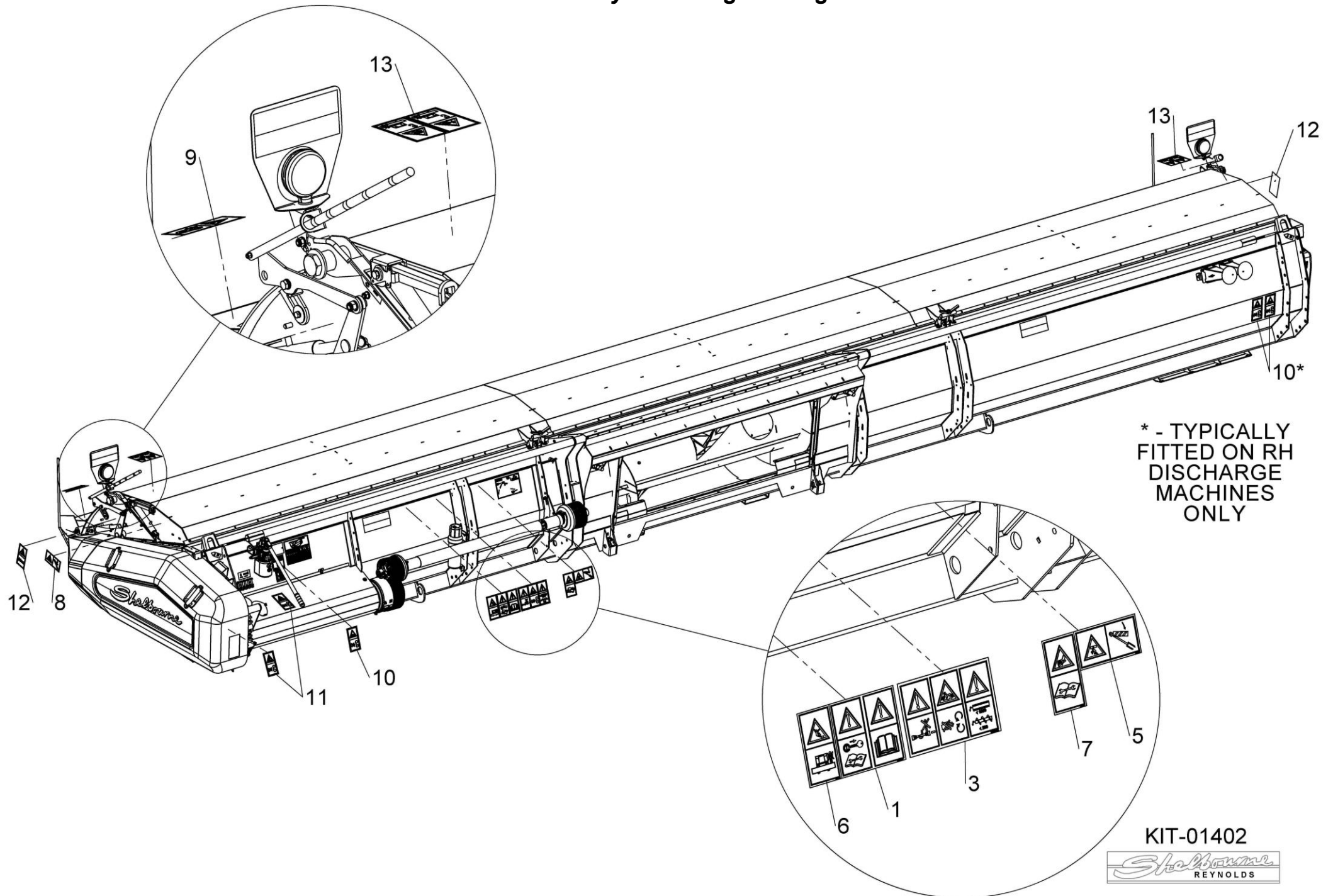


KIT-01401



Shelbourne Reynolds Engineering Limited

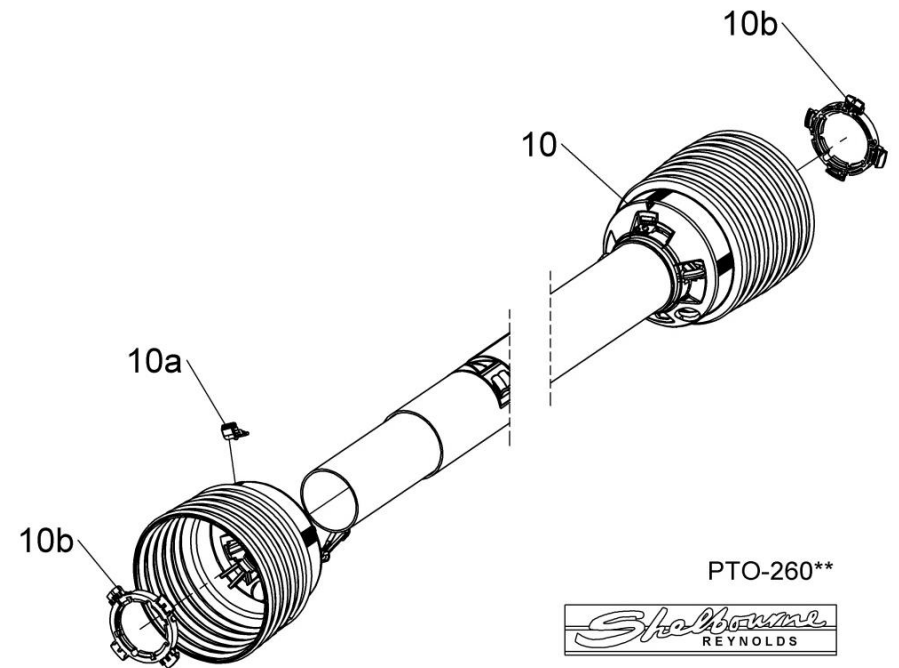
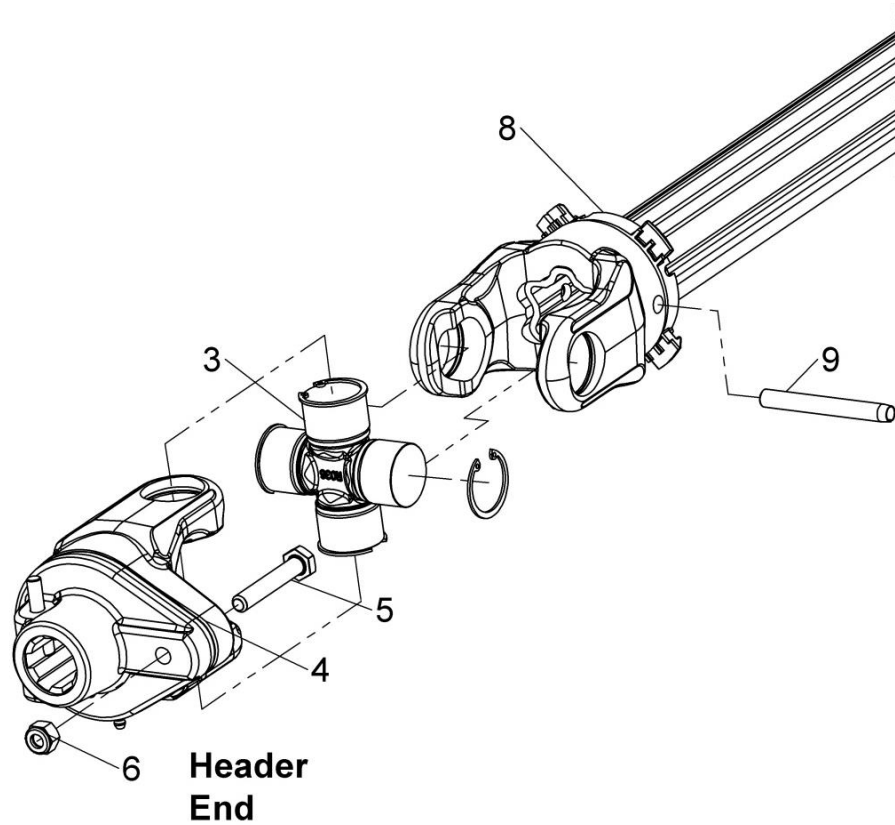
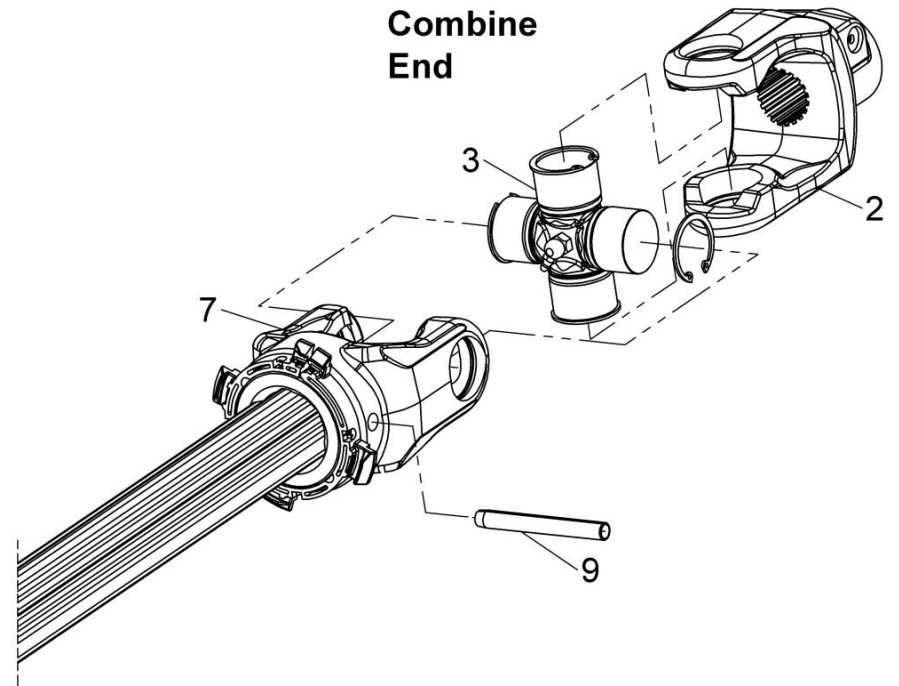
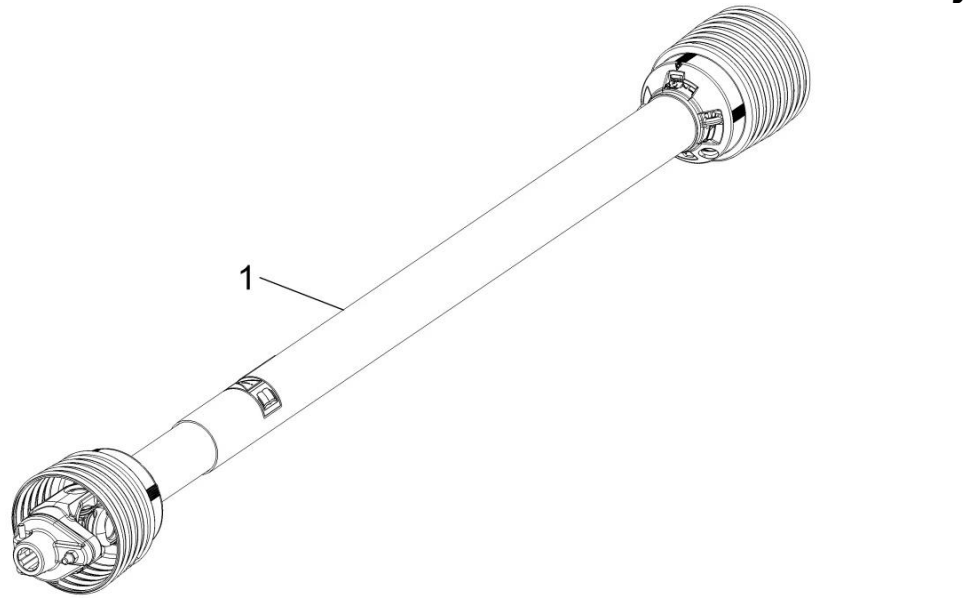
| ASSY NUMBER: KIT-01402 | | | | ASSY DESCRIPTION: SAFETY DECAL KIT ISO | | | |
|------------------------|-----------|------------------------------|-----|--|---------|-------------|-----|
| ITEM | PART NO | DESCRIPTION | QTY | ITEM | PART NO | DESCRIPTION | QTY |
| 1 | TNF-0011 | EMBLEM - SAFETY MAINTENANCE | 1 | | | | |
| 2 | | OPERATORS MANUAL | | | | | |
| 3 | TNF-0012 | EMBLEM - PTO GUARDS | 1 | | | | |
| 4 | | ROTOR/AUGER SPEED | | | | | |
| | | PTO CHAIN | | | | | |
| 5 | 210435 01 | EMBLEM - FEEDER HOUSE LOCK | 1 | | | | |
| 6 | 198847 01 | EMBLEM - CLIMBING | 1 | | | | |
| 7 | 198846 01 | EMBLEM - HIGH PRESSURE OIL | 1 | | | | |
| 8 | 210435 01 | EMBLEM - HOOD LOCK | 1 | | | | |
| 9 | 198845 01 | EMBLEM - CROP DEFLECTOR LOCK | 1 | | | | |
| 10 | 193393 01 | EMBLEM - AUGER | 3 | | | | |
| 11 | 193392 01 | EMBLEM - MOVING PARTS UNDER | 2 | | | | |
| 12 | 800215 01 | EMBLEM - CROP DEFLECTOR HAND | 2 | | | | |
| 13 | TNF-0010 | EMBLEM - FLYING OBJECTS | 2 | | | | |
| 14 | | ROTOR ENTANGLEMENT | | | | | |



Shelbourne Reynolds Engineering Limited

| ASSY NUMBER: PTO-260** | | | | ASSY DESCRIPTION: STRIPPER PTO & PARTS | | | |
|------------------------|-------------|--|-----|--|---------|-------------|-----|
| ITEM | PART NO | DESCRIPTION | QTY | ITEM | PART NO | DESCRIPTION | QTY |
| 1 | PTO-26003WE | PTO SHAFT 1 $\frac{3}{8}$ " 21 SPLINE (WEAS) | | | | | |
| OR | PTO-26003 | PTO SHAFT 1 $\frac{3}{8}$ " 21 SPLINE (WALT) | | | | | |
| OR | PTO-26004WE | PTO SHAFT 1 $\frac{3}{8}$ " 6 SPLINE (WEAS) | | | | | |
| OR | PTO-26004 | PTO SHAFT 1 $\frac{3}{8}$ " 6 SPLINE (WALT) | | | | | |
| OR | PTO-26002WE | PTO SHAFT 1 $\frac{1}{8}$ " HEX SPL (WEAS) | | | | | |
| OR | PTO-26002 | PTO SHAFT 1 $\frac{1}{8}$ " HEX SPL (WALT) | | | | | |
| 2 | PTO-00082WE | COMBINE END YOKE 1 $\frac{3}{8}$ " 21 SPLINE | | | | | |
| 2a | PTO-00605 | YOKE REPAIR KIT | | | | | |
| OR | PTO-00080WE | COMBINE END YOKE 1 $\frac{3}{8}$ " 6 SPLINE | | | | | |
| 2a | PTO-00605 | YOKE REPAIR KIT | | | | | |
| OR | PTO-00070WE | COMBINE END YOKE 1 $\frac{1}{8}$ " HEX SPL | | | | | |
| 2a | PTO-00605 | YOKE REPAIR KIT (NOT COLLAR) | | | | | |
| OR | PTO-00166 | COMBINE END YOKE 8 SPL PUSHPIN | | | | | |
| OR | PTO-00166WA | COMBINE END YOKE 8 SPL COLLAR | | | | | |
| OR | PTO-00174 | COMBINE END YOKE 1 $\frac{3}{4}$ " 20 SPLINE | | | | | |
| OR | PTO-00177 | COMBINE END YOKE 1 $\frac{3}{4}$ " 6 SPLINE | | | | | |
| OR | PTO-00180 | FORAGER END YOKE 1 $\frac{1}{2}$ " 23 SPLINE | | | | | |
| 3 | PTO-00083 | CROSS JOINT BEARING KIT | | | | | |
| 4 | PTO-00119WE | SHEAR BOLT CLUTCH | | | | | |
| OR | PTO-00119 | SHEAR BOLT CLUTCH | | | | | |
| 5 | BLTA10384 | SHEAR BOLT | | | | | |
| 6 | NUT-0265 | NYLOC NUT | | | | | |
| 7 | PTO-00089 | INBOARD YOKE (COMBINE) (WALT) | | | | | |
| 8 | PTO-00090 | INBOARD YOKE (HEADER) (WALT) | | | | | |
| 9 | PIN-1926 | ROLL PIN (M10x90) (WALT) | | | | | |
| OR | | ROLL PIN (M10x85) (WEAS) | | | | | |
| 10 | PTO-00093WE | GUARD ASSY C/W BEARINGS (WEAS) | | | | | |
| 10a | PTO-00968 | RED GUARD CLIPS (WEASLER) | | | | | |
| 10b | PTO-00178 | GUARD BRG & SCREW SET (WALT) | | | | | |
| OR | PTO-00601 | GUARD BEARING SET (WEASLER) | | | | | |
| OR | PTO-00093 | GUARD ASSY C/W BEARINGS (WALT) | | | | | |

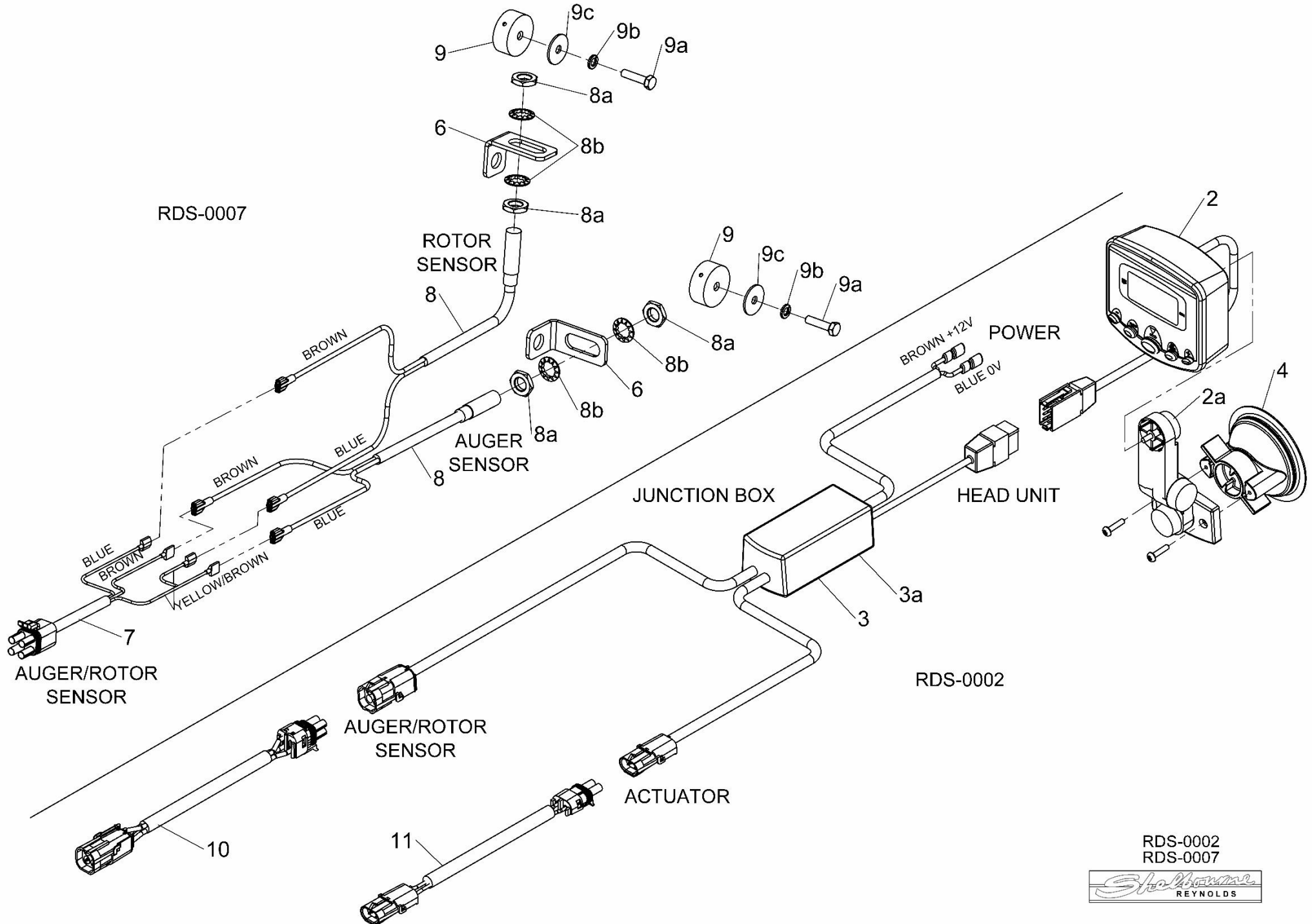
WEAS = WEASLER
WALT = WALTERSCHEID



Shelbourne Reynolds Engineering Limited

| ASSY NUMBER: RDS-0002 & RDS-0007 | | | | ASSY DESCRIPTION: RDS EQUIPMENT VARIABLE SPEED | | | |
|----------------------------------|-----------|--|-----|--|---------|-------------|-----|
| ITEM | PART NO | DESCRIPTION | QTY | ITEM | PART NO | DESCRIPTION | QTY |
| 1 | RDS-0002 | COMBINE TACHO HEAD KIT & LOOM STEP DRIVE, INC ITEMS 2 & 3 | 1 | | | | |
| 2 | RDS-0027 | TACHO HEAD, INC ITEM 2a | 1 | | | | |
| 2a | RDS-0029 | TACHO HEAD FIX.ARM KIT | | | | | |
| 3 | RDS-0028 | JUNCTION BOX/COMBINE LEAD (VS) | 1 | | | | |
| 3a | FUS-00026 | FUSE (15 AMP BLADE) | | | | | |
| 4 | LCL-01249 | RAM MOUNT SUCTION CUP | 1 | | | | |
| 5 | RDS-0007 | HEADER LOOM & SENSOR KIT (SD) INC ITEMS 6,7,8 & 9 | 1 | | | | |
| 6 | 198323 01 | SENSOR BRACKET (SLOTTED) | 2 | | | | |
| 7 | RDS-0017 | HEADER LEAD | 1 | | | | |
| 8 | RDS-0018 | SHAFT SENSOR,INC ITEMS 8a & 8b | 2 | | | | |
| 8a | RDS-0018A | PLAIN NUT | | | | | |
| 8b | WSHA20121 | SHAKEPROOF WASHER | | | | | |
| 9 | RDS-0020 | MAGNET CARRIER | 2 | | | | |
| 9a | HSS-0088 | SET SCREW | | | | | |
| 9b | WSH-0056 | SPRING WASHER | | | | | |
| 9c | WSH-1036 | PENNY WASHER | | | | | |
| 10 | 291913 01 | AUGER/ROTOR SENSOR LOOM EXTENSION (8m) | A/R | | | | |
| 11 | 291912 01 | ACTUATOR LOOM EXTENSION (8m) | A/R | | | | |

Shelbourne Reynolds Engineering Limited



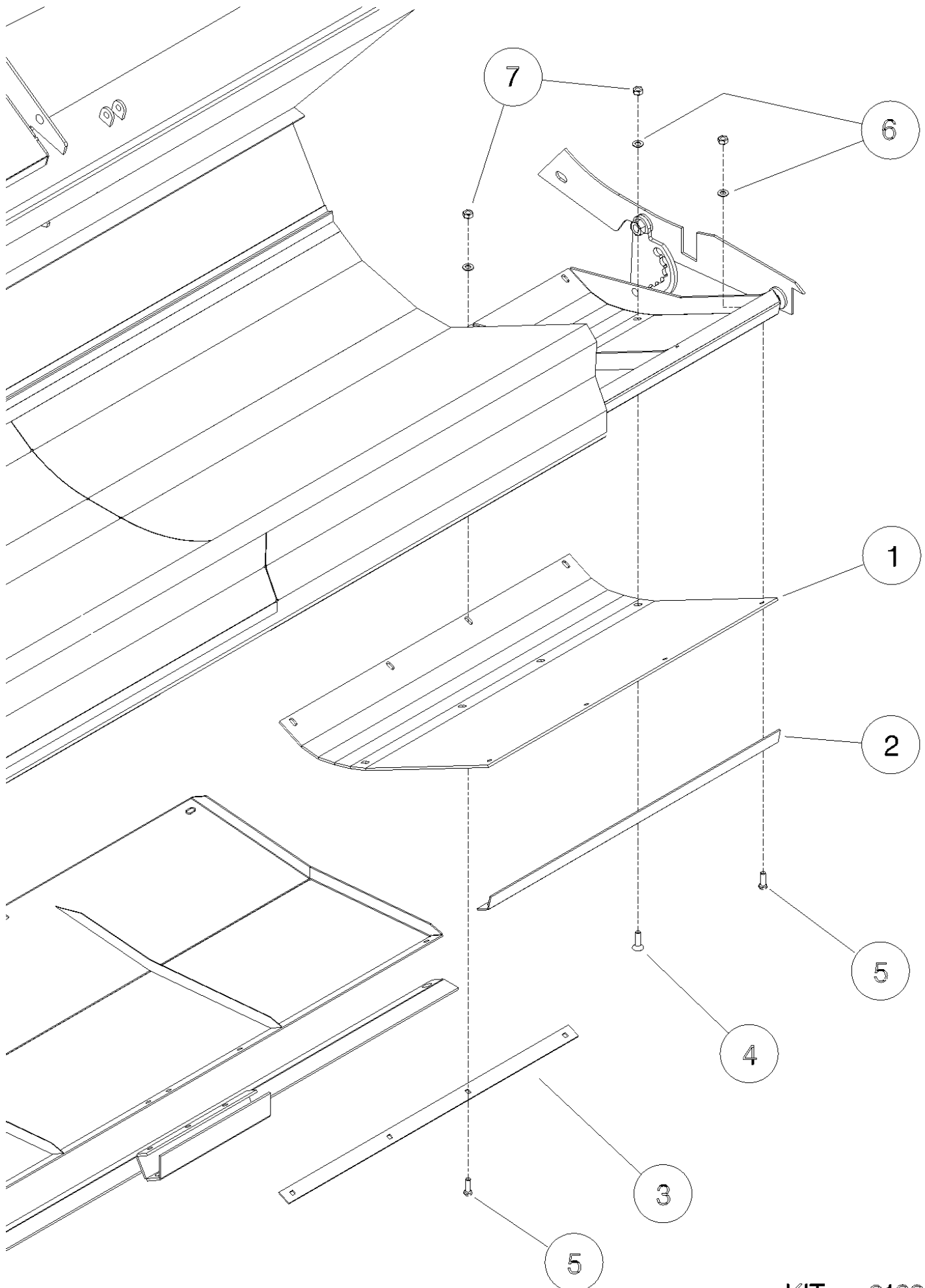
RDS-0002
RDS-0007



Kit Options

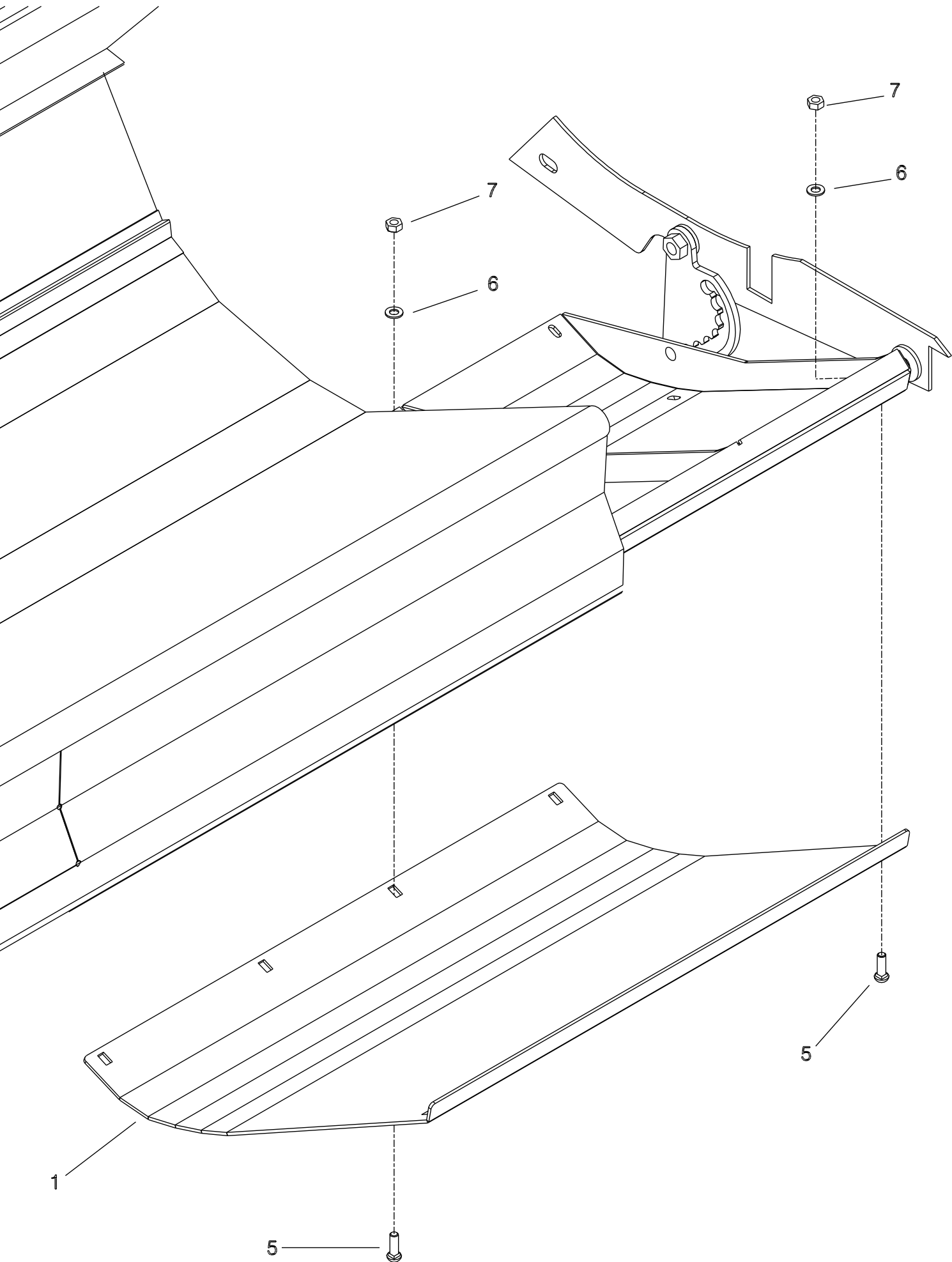
Shelbourne Reynolds Engineering Limited

| ASSY NUMBER: KIT-01299 | | | | ASSY DESCRIPTION: SKID POLY SLIP PLATE KIT | | | |
|------------------------|-----------|-------------------|-----|--|---------|---|-----|
| ITEM | PART NO | DESCRIPTION | QTY | ITEM | PART NO | DESCRIPTION | QTY |
| 1 | 195111 01 | SKID POLY PLATE | 1 | | | | |
| 2 | 195142 01 | FIXING PLATE | 1 | | | | |
| 3 | 195144 01 | FIXING PLATE | 1 | | | | |
| 4 | SCW-1740 | CSK SOCKET HD SCW | 4 | | | | |
| 5 | BLT-2700 | COACH BOLT | 8 | | | | |
| 6 | WSH-0012 | PLAIN WASHER | 12 | | | | |
| 7 | NUT-0263 | NYLOC NUT | 12 | | | | |
| | | | | | NOTE | KIT-01299 SINGLE SKID SELECT NUMBER OF SKIDS REQUIRED PER MACHINE | |



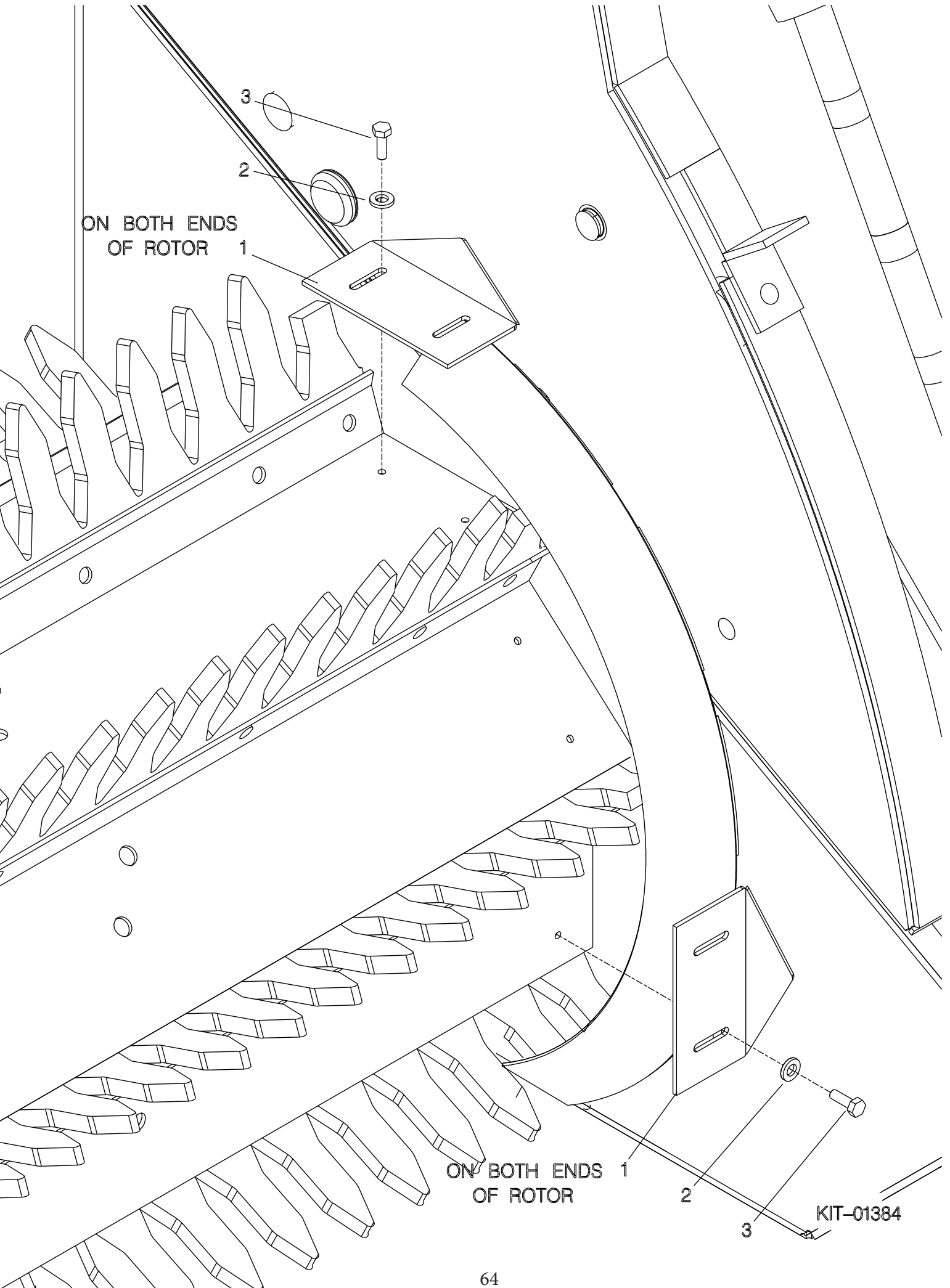
Shelbourne Reynolds Engineering Limited

| ASSY NUMBER: KIT-01340 | | | | ASSY DESCRIPTION: STEEL SKID COVER KIT | | | |
|------------------------|-----------|------------------|-----|--|---------|-------------|-----|
| ITEM | PART NO | DESCRIPTION | QTY | ITEM | PART NO | DESCRIPTION | QTY |
| 1 | 197369 01 | STEEL SKID COVER | 2 | | | | |
| 5 | BLT-2700 | COACHBOLT | 16 | | | | |
| 6 | WSH-0012 | PLAIN WASHER | 16 | | | | |
| 7 | NUT-0263 | NYLOC NUT | 16 | | | | |



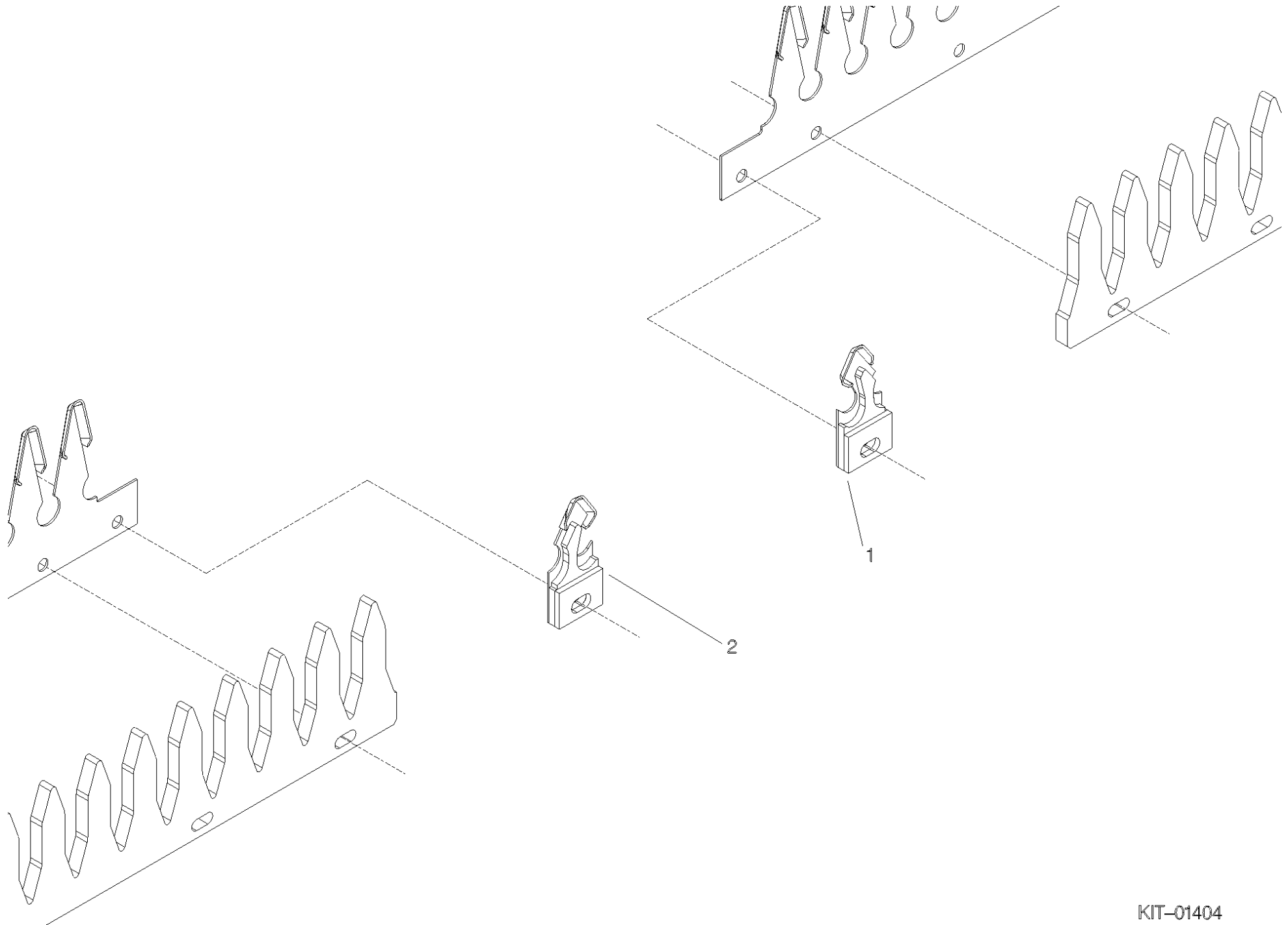
Shelbourne Reynolds Engineering Limited

| ASSY NUMBER: KIT-01384 | | | | ASSY DESCRIPTION: ANTI-WRAP PLATE KIT | | | |
|------------------------|-----------|-----------------|-----|---------------------------------------|---------|-------------|-----|
| ITEM | PART NO | DESCRIPTION | QTY | ITEM | PART NO | DESCRIPTION | QTY |
| 1 | 192679 01 | ANTI-WRAP PLATE | 8 | | | | |
| 2 | WSH-1034 | PENNY WASHER | 16 | | | | |
| 3 | SCW-5180 | SELF TAP SCREW | 16 | | | | |



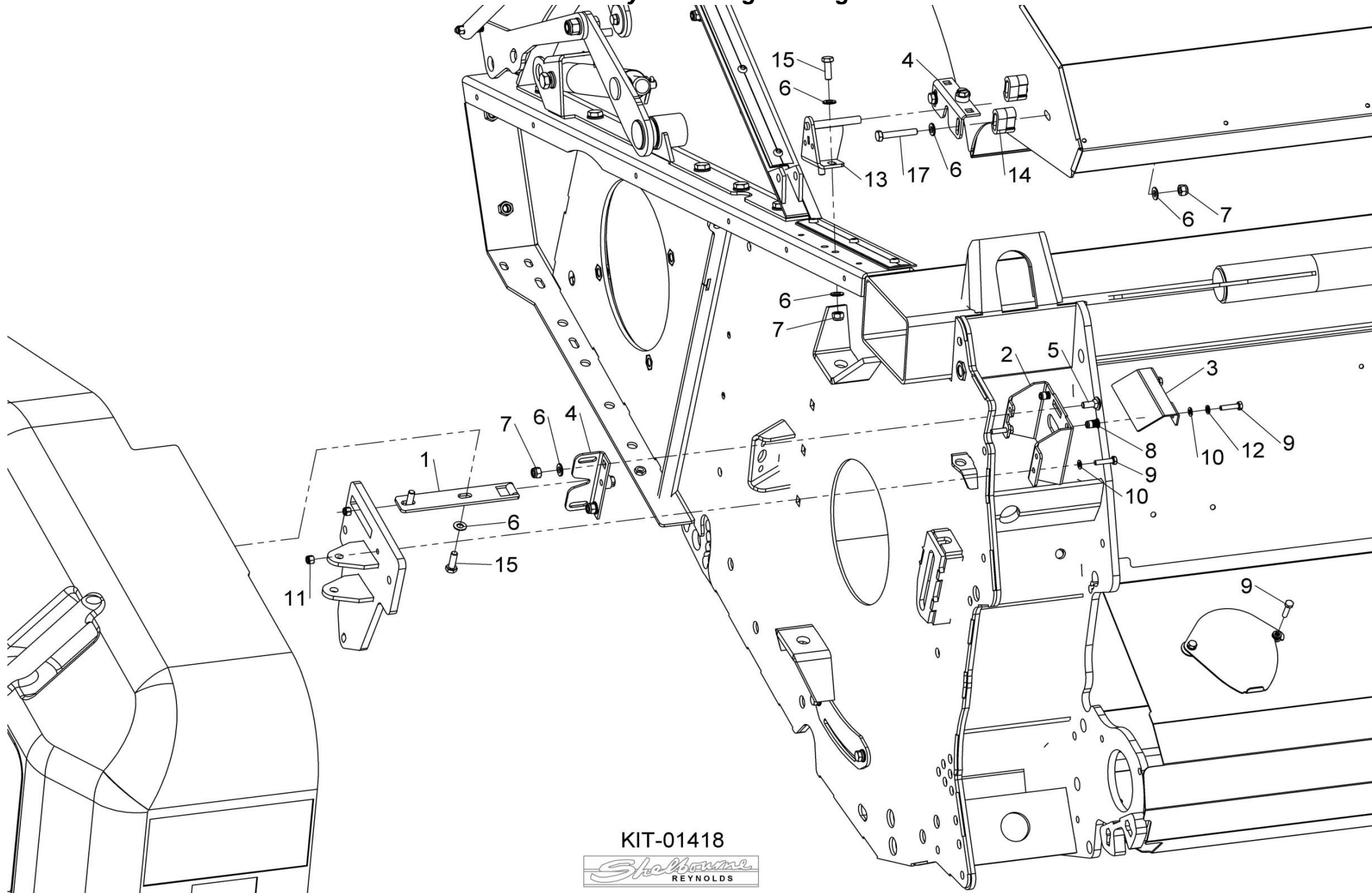
Shelbourne Reynolds Engineering Limited

| | | | | | | | |
|------------------------|-----------|----------------------------|-----|--|---------|-------------|-----|
| ASSY NUMBER: KIT-01404 | | | | ASSY DESCRIPTION: NON AGGRESSIVE CENTRE FINGER KIT | | | |
| ITEM | PART NO | DESCRIPTION | QTY | ITEM | PART NO | DESCRIPTION | QTY |
| 1 | 198280 01 | CENTRE FINGER LH (NON AGG) | 8 | | | | |
| 2 | 198280 02 | CENTRE FINGER RH (NON AGG) | 8 | | | | |



Shelbourne Reynolds Engineering Limited

| ASSY NUMBER: KIT-01418 | | | | ASSY DESCRIPTION: CE AREA KIT (CVS/RSD) | | | |
|------------------------|-----------|---------------------|-----|---|---------|-------------------------------|-----|
| ITEM | PART NO | DESCRIPTION | QTY | ITEM | PART NO | DESCRIPTION | QTY |
| 1 | 290647 01 | SLAM LATCH CATCH | 1 | | | | |
| 2 | 290635 01 | SLAM LATCH MOUNTING | 1 | | | | |
| 3 | 290636 01 | COVER PLATE | 1 | | | | |
| 4 | LTC-00040 | SLAM LATCH | 2 | | | REMOVE REAR GUARD THUMB SCREW | |
| 5 | BLT-4710 | COACH BOLT | 2 | | | AND REPLACE WITH ITEM 5 | |
| 6 | WSH-0012 | PLAIN WASHER | 12 | | | | |
| 7 | NUT-0263 | NYLOC NUT | 6 | | | REMOVE TOP GUARD LOCATING | |
| 8 | NUTA13060 | NUTSERT | 2 | | | PLATE AND REPLACE WITH ITEM 1 | |
| 9 | HSS-0088 | SETSCREW | 5 | | | | |
| 10 | WSH-0009 | PLAIN WASHER | 4 | | | TRIM TOP CORNER FROM GUARD | |
| 11 | NUT-0260 | NYLOC NUT | 2 | | | SLAM LATCH | |
| 12 | WSH-0056 | SPRING WASHER | 2 | | | | |
| 13 | 290736 01 | SLAM LATCH PIN | 1 | | | | |
| 14 | 290738 01 | SLAM LATCH SPACER | 2 | | | | |
| 15 | HSS-0145 | SETSCREW | 2 | | | | |
| 16 | | | | | | | |
| 17 | HSS-0157 | SETSCREW | 2 | | | | |

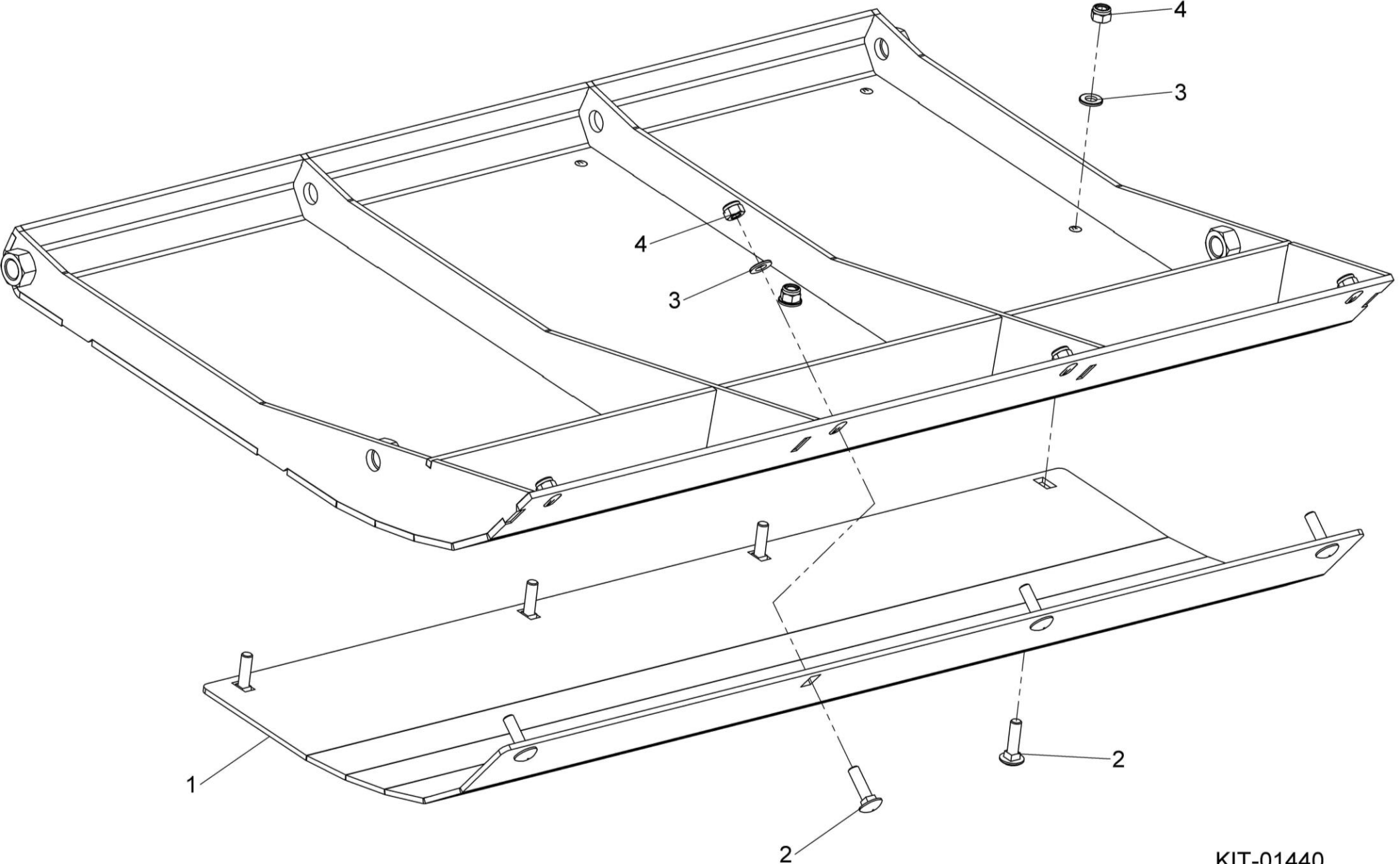


KIT-01418



Shelbourne Reynolds Engineering Limited

[illegible]



KIT-01440

