

Shelbourne

REYNOLDS

RVS 16

PARTS MANUAL (PIVOTING GEARBOX)



Shelbourne Reynolds Engineering Ltd
Stanton
Bury St Edmunds
Suffolk
IP31 2AR
England

Telephone: 01359 250415
Fax: 01359 250464

Stores Direct : 01359 251231
Stores Direct: 01359 252031

Shelbourne Reynolds Inc.
Colby PO box 607
1250 S Country Club Drive
Colby , Kansas 67701
U.S.A.

Telephone: (785) 462 6299
Fax: (785) 462 6761

Issue 2

13/11/2019

www.shelbourne.com



SHELBOURNE HEADER

ORDERING SPARE PARTS

IMPORTANT

Your Stripper Header is made up of a Machine assembly number (common parts), specific sub assemblies and also customer optional build kits. The machine, sub assemblies and optional kit numbers are listed in the front pages of your Operators manual. If you do not have these numbers please contact Shelbourne Reynolds Parts Department direct on (telephone) Stanton - (01359) 251231 or Colby - (785) 462 6299.

To ensure that you order the correct part from your SRE dealer please use the following procedure.

ALWAYS QUOTE THE MACHINE AND SERIAL NUMBERS WHEN ORDERING.

The year and/or serial number of the machine may determine the correct sub assembly.

Refer to the Parts Manuals front page/s, listing the machine assemblies. Select the correct machine assembly number which is printed in the top left corner of the page (starting with 1965_ _ 01), This machine number can also be taken from the Stripper Header identification plate located on the rear left hand corner of the machine.

On this page you will find the parts listing for the common parts for every configuration of that machine assembly number. You will find the corresponding drawing by either looking at the facing page or progressing through the manual to the next drawing. The drawings indicate the components by item numbers, which you will find, are repeated in the left-hand side of your parts listing, and therefore referring to the correct part.

Note all parts will not be found listed below the machine number. Other parts will be from specific sub assemblies and optional kits. These sub assemblies and kits will be found in numerical order further through the manual. Sub assemblies start with 1960_ _ 01 and kits start with KIT- 19 _ _ _.

The parts listing for adaptor plates, drive kits and hydraulic couplings can be found in the following manuals;

Drive & Adaptor Plate Manuals

Massey Ferguson	MAN-03172
Claas/Cat	MAN-03173
John Deere	MAN-03174
New Holland	MAN-03175
Laverda	MAN-03176
Gleaner/Challenger	MAN-03177
Case IH	MAN-03178

List Of Kit Numbers

196569 08	RVS16 Shelbourne Header	4
196143 11	Header Lights Sub	6
196192 16	Auger Mounting Sub Assembly	8
196193 08	Hydraulic Circuit Sub Assembly	10
196194 28	Top Door Cowl Asembly	12
196195 28	Adjustable Crop Deflector Sub Assembly	14
196229 02	Stripping Rotor Assembly 4.6m One Piece	16
196238 02	Divider Sub Assembly	18
196247 08	Bolt On Paddle Auger Assembly 4.8m	20
196248 18	Frame And Parts Sub Assembly	23
196249 03	Emblems And Guards Sub Assembly	26
196251 01	Input/Drive Mounting Sub Assembly	28
196252 05	Rotor Mounting Sub Assembly	30
GEA-0058	Input Gearbox Assembly Variable Speed	32
KIT-00121	Auger Drive Sprocket Clutch Assembly	34
KIT-00528	PTO Cone Kit	36
KIT-00976A	Ball Joint Centre Coupling	38
KIT-01310	Universal Belly/Wear Kit	40
KIT-01320B	Rotor Pulley Assembly	42
KIT-01321	Input Gearbox Pulley	44
KIT-01341	Belly/Wear Plate Kit	46
KIT-01385	Rotor Pulley Assembly (Bolt In Hubs)	48
KIT-01401	Safety Decal Kit North America	50
KIT-01402	Saftey Decal Kit	52
RDS-0002	RDS Equipment Variable Speed	54
RDS-0007	RDS Equipment Variable Speed	54

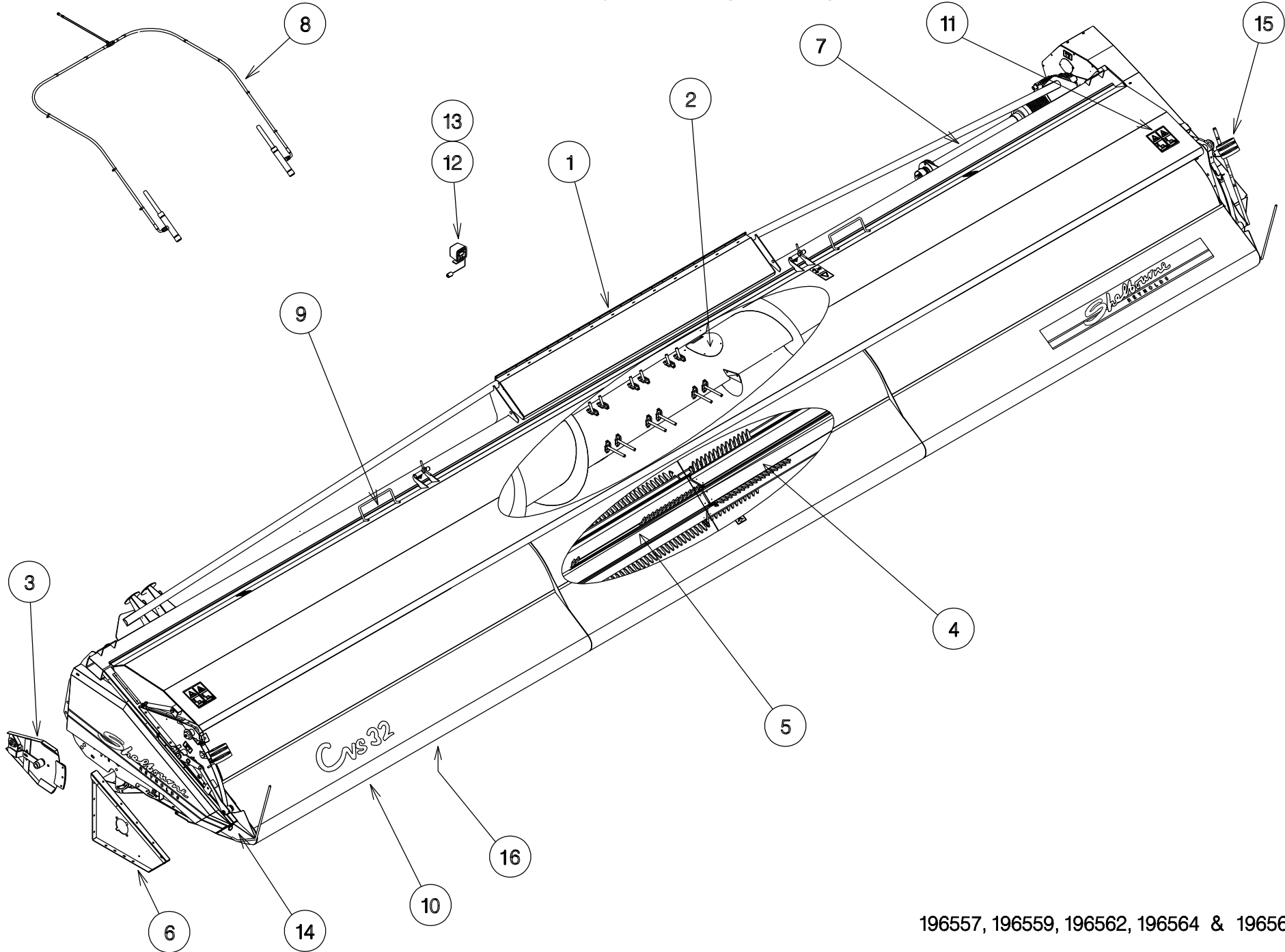
Kit Options 57

KIT-01340	Steel Skid Cover Kit	58
KIT-01378	Poly Plate And Vee Strip Kit	60
KIT-01382	1.2m Spill Plate Extension Kit (2009)	62
KIT-01383	Spill Plate Extension Kit	64
KIT-01384	Anti-Wrap Plate Kit	66
KIT-01386	Rear Pulley Assembly	68
KIT-01394	CE Area Kit	70
KIT-01403	Vee Strip Kit	72
KIT-01404	Non Aggressive Centre Finger Kit	74

Shelbourne Reynolds Engineering Limited

ASSY NUMBER: 196569 08				ASSY DESCRIPTION: Rvs16 SHELBOURNE HEADER			
ITEM	PART NO	DESCRIPTION	QTY	ITEM	PART NO	DESCRIPTION	QTY
1	196248 18	FRAME & PARTS SUB	1				
2	196247 08	PADDLE AUGER ASSY	1				
3	196192 16	AUGER MTG SUB ASSY	1				
4	196229 02	STRIPPING ROTOR ASSY 4.8m	1				
5							
6	196252 05	ROTOR MOUNTING SUB	1				
7	196251 01	INPUT/DRIVE MTG SUB ASSY	1				
8	196193 08	HYDRAULICS SUB	1				
9	196194 28	TOP DOOR COWL SUB ASSY	1				
10	196195 28	ADJ. CROP DEFLECTOR SUB	1				
11	196249 03	EMBLEMS & GUARDS	1				
12	RDS-0007	HEADER MON' KIT	1				
13	RDS-0002	COMBINE MON' KIT	1				
14	196238 02	DIVIDER SUB	1				
15	196143 11	HEADER LIGHTS SUB (USA ONLY)	1				
16	KIT-01341	UNIVERSAL BELLY/WEAR KIT	1				
17	KIT-01401	SAFETY DECAL KIT (N AMERICA)	1				
OR	KIT-01402	SAFETY DECAL KIT (REST OF WORLD)	1				

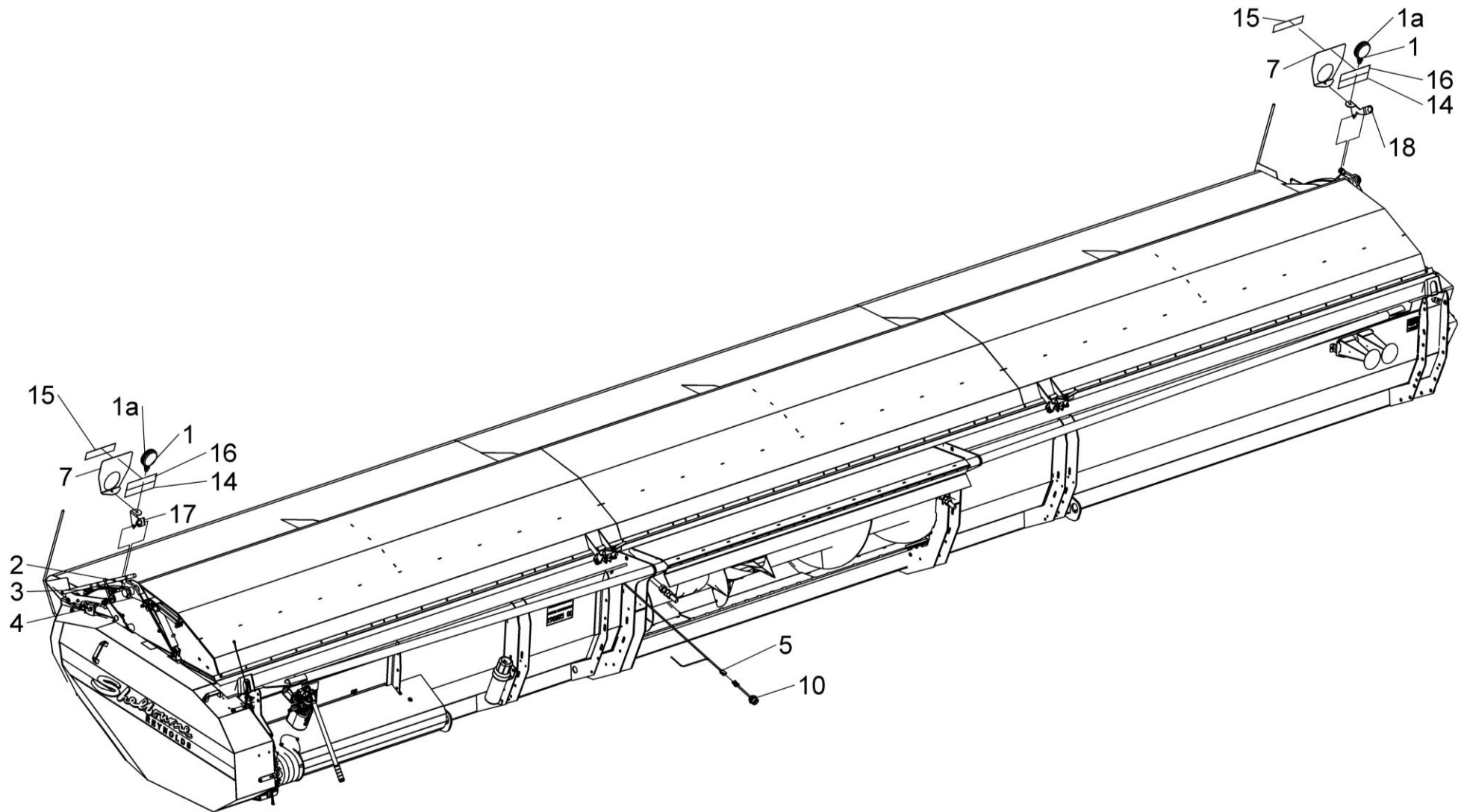
Shelbourne Reynolds Engineering Limited



196557, 196559, 196562, 196564 & 196567

Shelbourne Reynolds Engineering Limited

ASSY NUMBER: 196143 11				ASSY DESCRIPTION: HEADER LIGHTS SUB 6.6m & SMALLER			
ITEM	PART NO	DESCRIPTION	QTY	ITEM	PART NO	DESCRIPTION	QTY
1	LMP-10505	INDICATOR LAMP	2				
1a	BLB-0015	SPARE BULB (2013 & ON)					
OR	BLB-0020	SPARE BULB (2012 - 2013)					
OR	BLB-0075	SPARE BULB (UPTO 2012)					
1b	LMP-10009	SPARE LENS (3 SCREWS, 2013&ON)					
1b	LMP-10006	SPARE LENS (GROTE, 2012-2013)					
1b	LMP-10000	SPARE LENS FRONT (UPTO 2012)					
1c	LMP-10001	SPARE LENS REAR(PMG UPTO 2012)					
2	ETM-00440	LOOP TERMINAL	2				
3	HSS-0055	SETSCREW	3				
OR	SCW-5180	SELF TAP SCREW	3				
4	ETM-00560	MALE BULLET TERMINAL	2				
5	198524 01	WIRE LOOM & PLUG ASSY	1				
6							
7	290739 01	INDICATOR GUARD (2019 & ON)	2				
OR	193567 01	INDICATOR GUARD (UP TO 2019)	2				
8							
9	WSH-0006	PLAIN WASHER	3				
10	193516 01	LIGHT PLUG (JD PRE 50 SERIES)	1				
OR	195207 01	LIGHT PLUG (JD 50 SERIES)	1				
OR	SEE KIT-01727	LIGHT PLUG (JD 60,70 & S SER)	1				
OR	197040 01	LIGHT PLUG (CASE IH & NH)	1				
a	ECN-09060	SPARE LOCK WASHER					
b	ECN-09050	SPARE PANEL NUT					
OR	198732 01	LIGHT PLUG (NH TR)	1				
OR	SEE KIT-01731	LIGHT PLUG (AGCO MULTI)	1				
11							
12							
13							
14	TPE-00300	FLUORESCENT TAPE -RED/ORANGE	0.23m				
14	TPE-00300	FLUORESCENT TAPE -RED/ORANGE	0.23m				
15	TPE-00250	REFLECTIVE TAPE - YELLOW	0.23m				
15	TPE-00250	REFLECTIVE TAPE - YELLOW	0.23m				
16	TPE-00251	REFLECTIVE TAPE - RED	0.23m				
16	TPE-00251	REFLECTIVE TAPE - RED	0.23m				
17	198958 01	LH LIGHT MOUNTING BRACKET	1				
18	198958 02	RH LIGHT MOUNTING BRACKET	1				



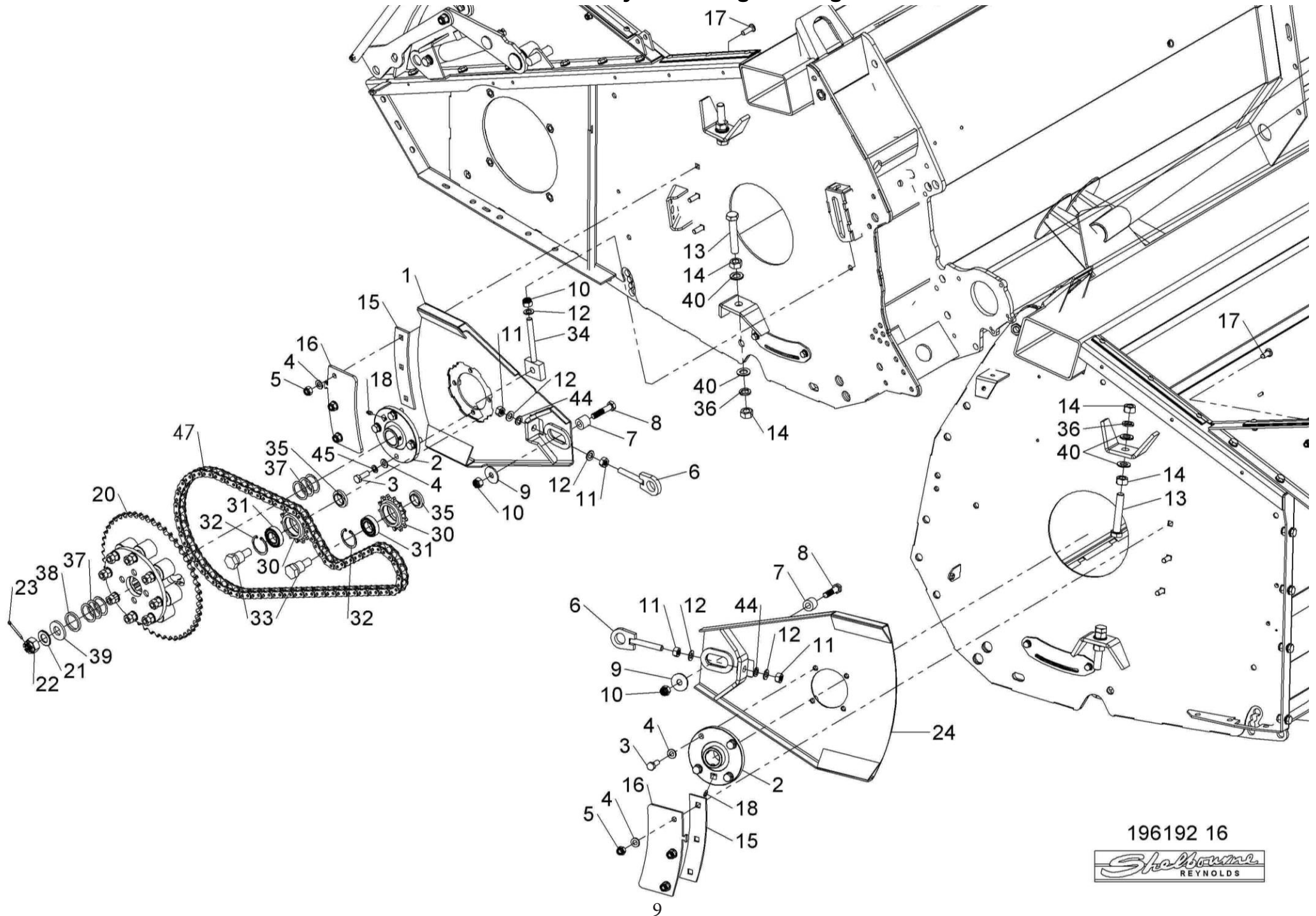
196143 11



Shelbourne Reynolds Engineering Limited

ASSY NUMBER: 196192 16				ASSY DESCRIPTION: AUGER MTG SUB ASSY			
ITEM	PART NO	DESCRIPTION	QTY	ITEM	PART NO	DESCRIPTION	QTY
1	199475 01	ADJUSTER PLATE LH	1	40	WSH-0024	PLAIN WASHER	8
2	BRG-23560	CAST SUPPORT	2	41			
3	HSS-0194	SET SCREW	8	42			
4	WSH-0015	PLAIN WASHER	6	43			
5	NUT-0265	NYLOC NUT	6	44	WSH-0065	SPRING WASHER	2
6	200405 01	ADJUSTER	2	45	WSH-0061	SPRING WASHER	8
7	200499 01	SPACER	2	46	190548 04	SHIM (40x18x1)	A/R
8	BLTA12350	BOLT	2	47	CHN-01991	CHIAN (99 LINKS c/w JOINER)	1
9	190119 26	WASHER	2	47a	CHN-01910	CHAIN HALF LINK	
10	NUT-0269	NYLOC NUT	3	47b	CHN-01901	JOINING LINK	
11	NUT-0170	PLAIN NUT	4				
12	WSH-0018	PLAIN WASHER	5				
13	HSS-0330	SET SCREW	4				
14	NUT-0180	PLAIN NUT	8				
15	200407 01	SUPPORT PLATE	2				
16	200408 01	OVERLAP PLATE	2				
17	BLT-3750	COACHBOLT	6				
18	NIP-00600	GREASE NIPPLE	2				
19							
20	KIT-00121	AUGER SLIP CLUTCH (SEE PARTS LIST KIT-00121)	1				
21	WSH-0030	PLAIN WASHER	1				
22	NUT-0580	CASTLE NUT	1				
23	PIN-1150	SPLIT PIN	1				
24	197711 01	ADJUSTER PLT RH	1				
25							
26							
27							
28							
29							
30	131041 01	SPROCKET IDLER	2				
31	BRG-1995	BEARING	2				
32	CIR-0470	CIRCLIP	2				
33	190060 11	IDLER SPINDLE	2				
34	191777 01	IDLER ADJ SCREW	1				
35	191040 01	IDLER SPACER	2				
36	WSH-0070	SPRING WASHER	4				
37	190119 95	WASHER	6				
38	190119 82	WASHER	1				
39	190119 47	WASHER	1				

Shelbourne Reynolds Engineering Limited



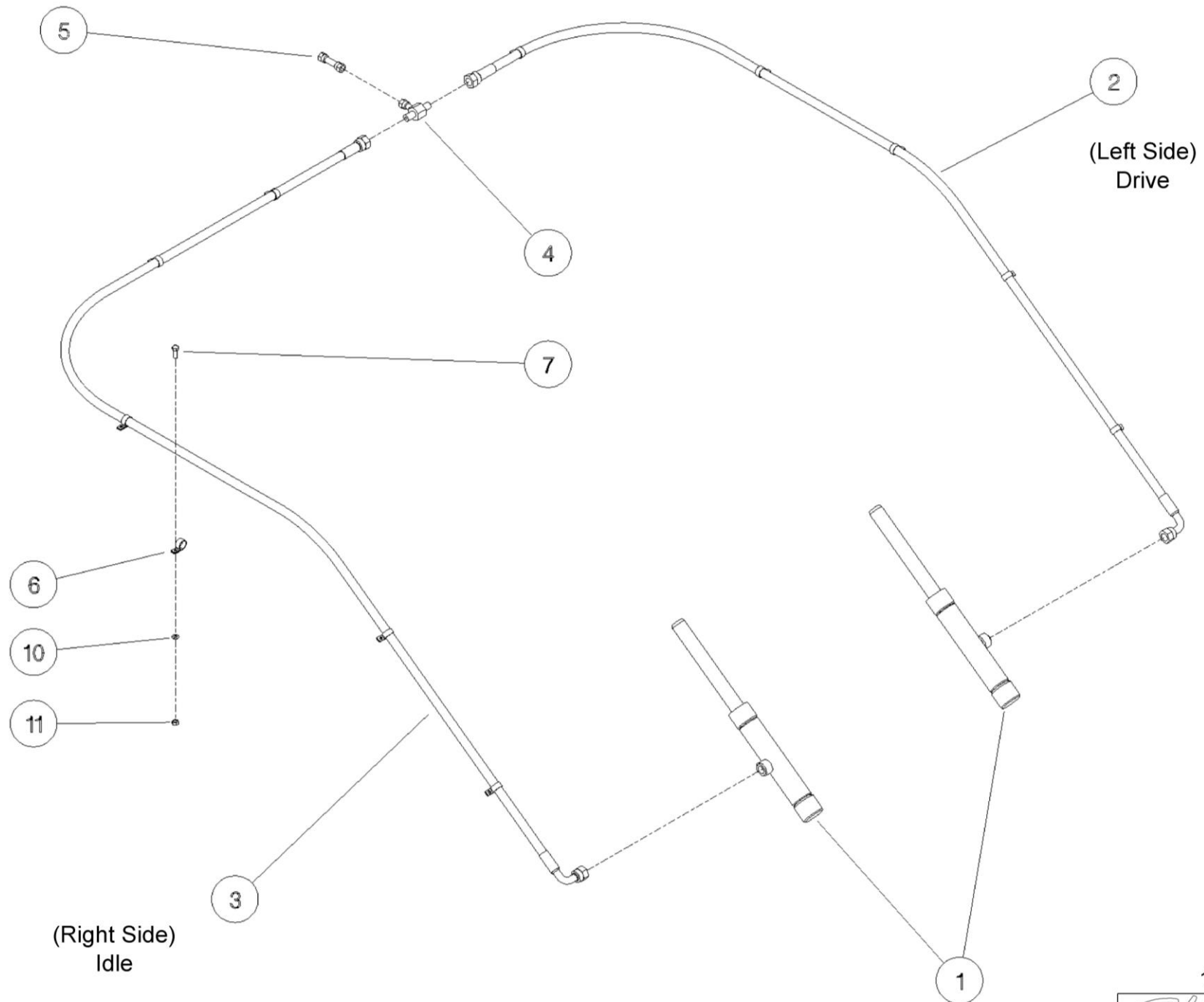
196192 16

Shelbourne
REYNOLDS

Shelbourne Reynolds Engineering Limited

ASSY NUMBER: 196193 08				ASSY DESCRIPTION: HYDRAULIC CIRCUIT SUB			
ITEM	PART NO	DESCRIPTION	QTY	ITEM	PART NO	DESCRIPTION	QTY
1	195075 01	HYDRAULIC RAM	2				
1a	RMSK00030	SEAL KIT (SPARES)					
2	HHBC23510	HYDRAULIC HOSE LH	1				
3	HHBC49510	HYDRAULIC HOSE RH	1				
4	HPPD07100	HYD TEE FITTING	1				
5	FIT-0213	HYD BULKHEAD FITTING	1				
6	CLP-01012	P CLIP	8				
7	SCW-4960	BUTTON SKT.HD SCREW	4				
10	WSH-0009	PLAIN WASHER	4				
11	NUT-0260	NYLOC NUT	4				

Shelbourne Reynolds Engineering Limited



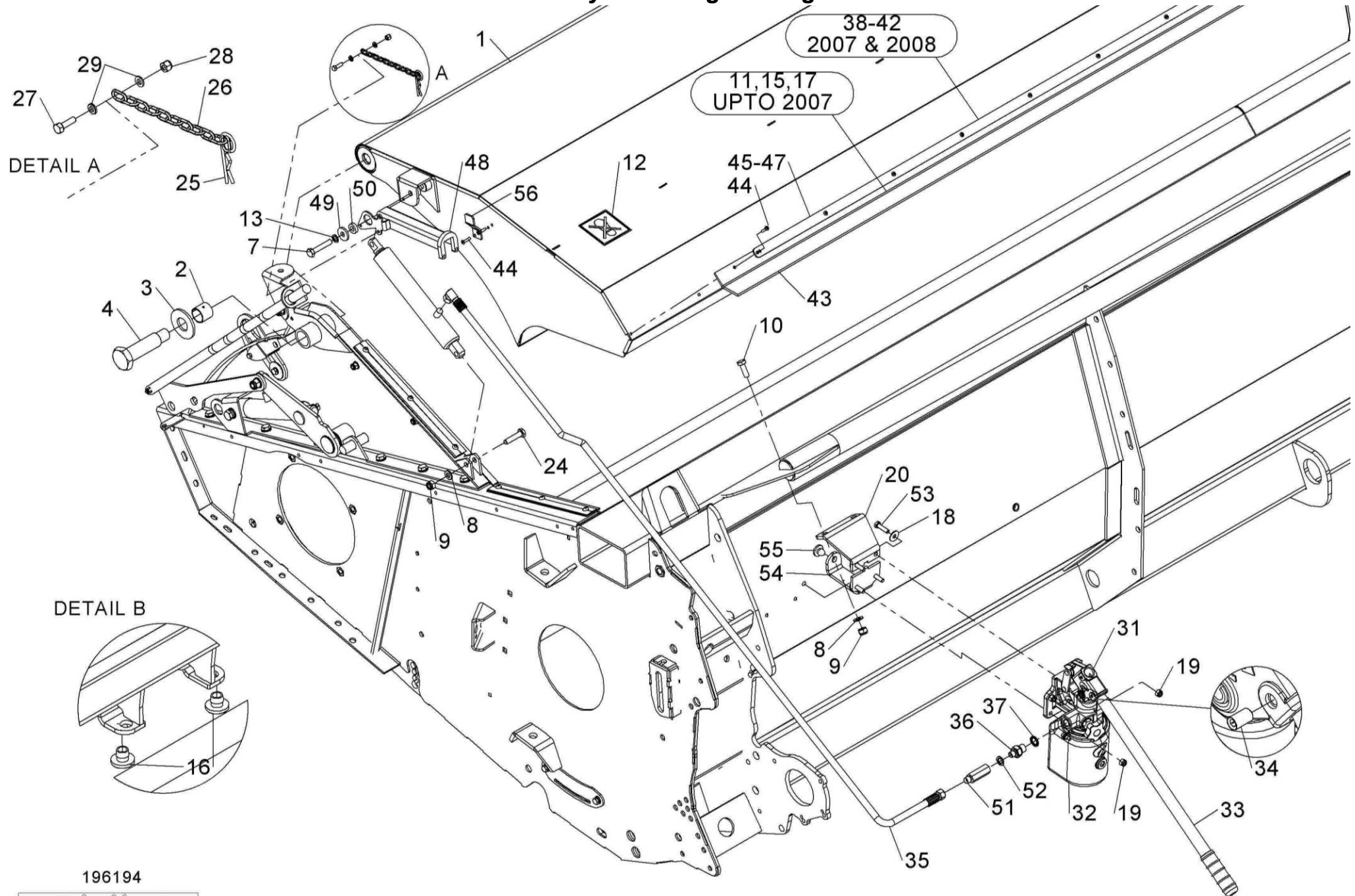
196193



Shelbourne Reynolds Engineering Limited

ASSY NUMBER: 196194 28				ASSY DESCRIPTION: TOP DOOR COWL ASSY 4.8(16')Rvs			
ITEM	PART NO	DESCRIPTION	QTY	ITEM	PART NO	DESCRIPTION	QTY
1	197387 24	COWL ASSY (2009 & ON)	1	35	HHCC11505	HYD HOSE ASSY (2015 & ON)	1
OR	197387 21	COWL ASSY (UPTO 2009)		OR	HHCC11505	HYD HOSE ASSY (2007 - 2014)	1
2	BSHK03056	BUSH	2	36	FIT-0025	MM ADPT (2015&ON)	1
3	192813 01	LARGE WASHER	2	OR	HAPAA0305	HYD REST (2007-2014)	
4	192812 01	COWL PIN	2	37	WSH-1010	DOWTY WASHER (2007&ON)	1
5	NIP-0001	GREASE ZERK (UPTO 2009)	2	38	197615 07	CLAMP STRIP (END) (2007-2009)	2
6	GSTA14406	GAS STRUTT (UPTO 2007)	2	39	197615 10	CLAMP STRIP (HANDL) (2007-2009)	2
7	BLTA10350	BOLT	1	40	197615 12	CLAMP STRIP (INNER) (2007-2009)	2
8	WSH-0015	PLAIN WASHER	3	41	197615 13	CLAMP STRIP (SMALL) (2007-2009)	2
9	NUT-0265	NYLOC NUT (2007&ON)	3	42	197615 08	CLAMP STRIP (CENTRE)2007-2009)	2
10	HSS-0194	SETSCREW (2007&ON)	2	43	198178 03	SEALING STRIP (2009&ON)	1
11	EDS-11684	SEAL STRIP (UPTO 2007)	1	OR	197614 01	SEALING STRIP (2007 & 2008)	1
12	192718 01	TRANSFER	2	44	POP-0006	POP RIVET (2009&ON)	29
13	WSH-0061	SPRING WASHER	1	45	198067 01	CLAMP STRIP (1304mm) (2009&ON)	1
14				46	198067 02	CLAMP STRIP (1194mm) (2009&ON)	2
15	197289 02	SEAL CLAMP PLATE (UPTO 2007)	4	47	198067 03	CLAMP STRIP (1104mm) (2009&ON)	1
16	197810 01	BUMP STOP	4	48	198311 01	RAM STOP (CVS**100149 & ON)	1
17	HSS-0140	SETSCREW (UPTO 2007)	14	49	190119 75	WASHER (CVS**100149 & ON)	1
18	WSH-1038	WASHER	4	50	190119 79	WASHER (CVS**100149 & ON)	1
19	NUT-0263	NYLOC NUT	4	51	HVB-93000	FLOW RESTRIC'R (2015&ON)	1
20	199831 01	HAND PUMP BRACKET (2015&ON)	1	52	WSH-1005	DOWTY WSH (2015 & ON)	1
OR	197607 01	HAND PUMP BRACKET (2007-2014)		53	HSS-0150	BOLT (2015 & ON)	4
21	197606 01	STORAGE BRKT (2007-2014)	1	54	199832 01	PUMP BRKT BTM (2015 & ON)	1
22	197605 01	RAM STOP (2007-2014)	1	55	RUB-0330	RUBBER GROMMET (2015 & ON)	1
23	PIN-1720	D PIN (2007-2014)	1	56	290373 01	HOOK (2017 & ON)	1
24	BLTA10290	BOLT	1				
25	CLP-00103	R CLIP (2007 & ON)	1				
26	CHN-0145	CHAIN (2007&ON)	0.17				
27	HSS-0086	SET SCREW (2007&ON)	1				
28	NUT-0260	NYLOC NUT (2007&ON)	1				
29	WSH-0009	PLAIN WASHER (2007&ON)	2				
30	197601 01	HYDRAULIC CYLINDER ASSY	1				
30a	RMSK00030	RAM SEAL KIT					
31	JAC-00227	HYD HAND PUMP (2015&ON)	1				
OR	JAC-00226	HYD HAND PUMP (2007-2014)	1				
32	JAC-00222	HYD RESEVOIR (2015&ON)	1				
OR	JAC-00221	HYD RESEVOIR (2007-2014)					
33	JAC-00230	JACK HANDLE (2007&ON)	1				
34	SCW-4530	GRUBSCREW (2007&ON)	1				

Shelbourne Reynolds Engineering Limited

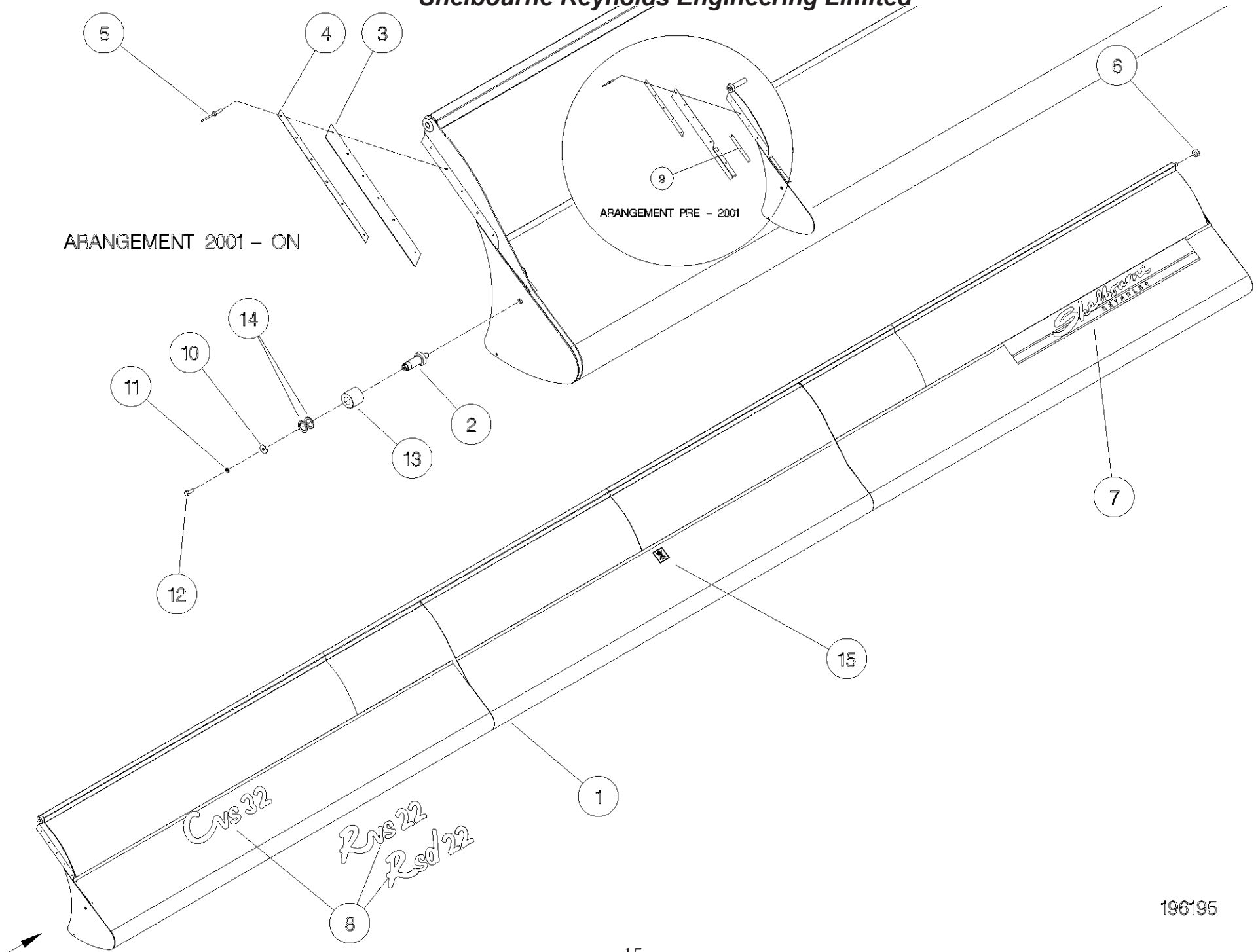


196194



Shelbourne Reynolds Engineering Limited

ASSY NUMBER: 196195 28				ASSY DESCRIPTION: ADJ'CROP DEFL SUB ASSY			
ITEM	PART NO	DESCRIPTION	QTY	ITEM	PART NO	DESCRIPTION	QTY
1	197389 15	ADJ' CROP DEFL ASSY	1				
2	195379 01	SPINDLE	2				
3	195432 01	SEAL STRIP	2				
4	195433 01	CLAMP STRIP	2				
5	POP-0006	POP RIVET	12				
6	191642 01	NYLON ROLLER	2				
7	191981 01	LOGO SHELBOURNE REYNOLDS	1				
8	195141 08	*Rvs16' EMBLEM*	1				
9							
10	190119 08	WASHER	2				
11	WSH-0058	SPRING WASHER	2				
12	HSS-0140	SETSCREW	2				
13	192688 01	NYLON ROLLER	2				
14							
15	192718 01	TRANSFER(NO STEP)	1				



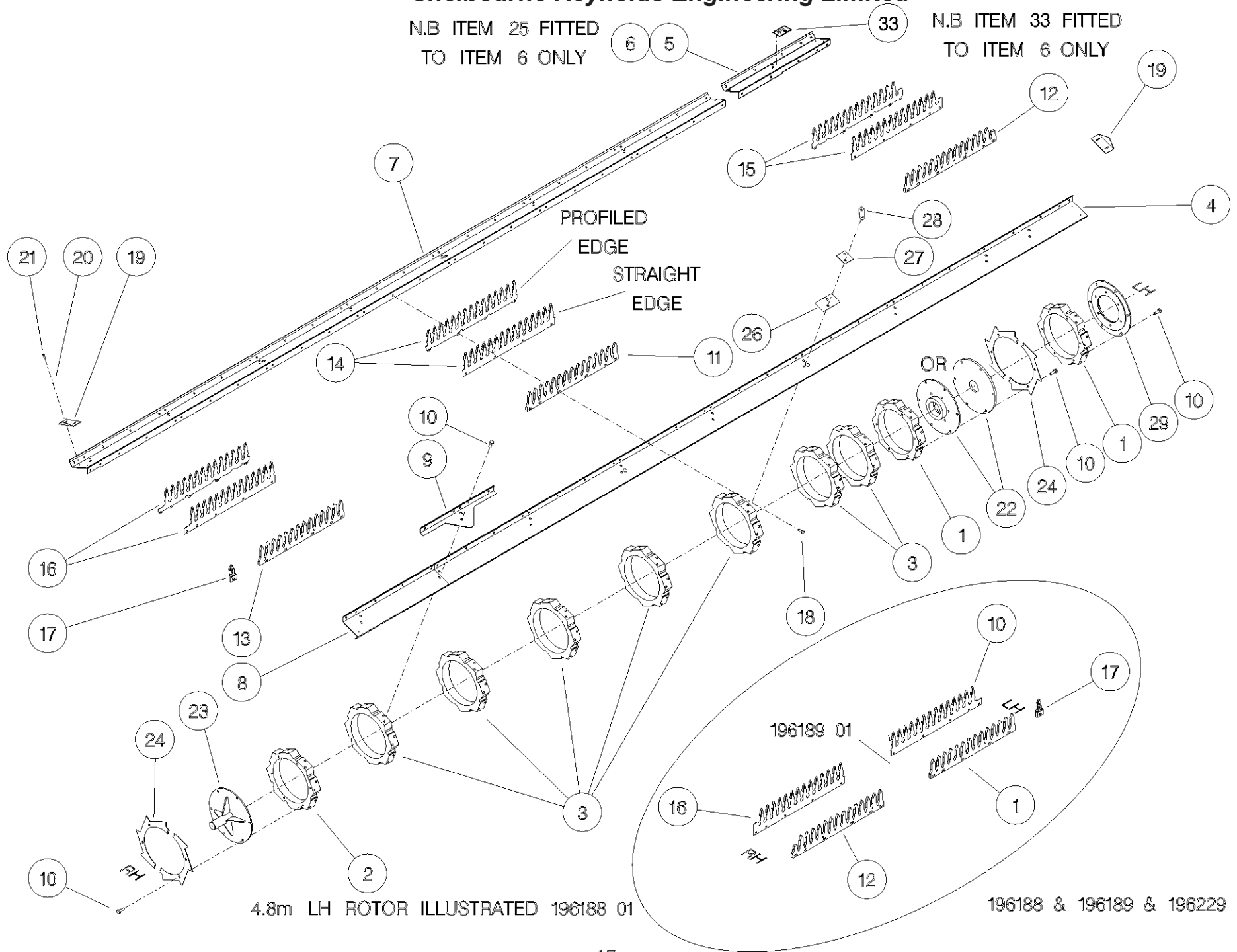
Shelbourne Reynolds Engineering Limited

ASSY NUMBER: 196229 02				ASSY DESCRIPTION: STRIPPING ROTOR ASSY ONE PIECE 4.8m			
ITEM	PART NO	DESCRIPTION	QTY	ITEM	PART NO	DESCRIPTION	QTY
1	192892 01	OUTER HUB CASTING LH	2				
2	192892 02	OUTER HUB CASTING RH	1				
3	192892 03	INNER HUB CASTING	7				
4	194370 01	ROTOR SECTION 4.2m LH	4				
5	194370 02	ROTOR SECTION 0.6m LH	4				
6							
7	193527 01	ROTOR SECTION 4.2m RH	4				
8	193527 07	ROTOR SECTION 0.6m RH	4				
9	193528 01	STRENGTHENER PLATE	8				
10	HSSG10204	TENSILOCK SETSCREW	178				
11	193558 01	STANDARD ELEMENT CENTRE	48				
12	193558 02	STANDARD ELEMENT END	16				
0R	193558 01	FOR SPARES, CUT AND MODIFY STD SUPPORT FINGER	16				
13							
14	197717 01	SEED SAVER CTR (PROFILED EDGE)	48				
OR	193780 01	SEED SAVER CTR (STRAIGHT EDGE)	48				
15	197719 01	SEED SAVER RH END (PROFILED)	8				
OR	193782 01	SEED SAVER RH END (STRAIGHT)	8				
16	197719 02	SEED SAVER RH CTR (PROFILED)					
OR	193782 02	SEED SAVER RH CTR (STRAIGHT)	8				
17							
18	HSSF08174	TENSILOCK SETSCREW	8				
19	192679 01	ANTI-WRAP PLATE					
20	WSH-1034	PENNY WASHER					
21	SCW-5180	SELF TAPPING SCREW	272				
22	197114 01	ROTOR DRIVE DISC W/A	8				
23	192899 01	IDLE SHAFT W/A	16				
24	192959 01	OUTER CLAMP RING	16				
25			1				
26	193118 01	BALANCE WEIGHT (100G)	1				
27	193118 02	BALANCE WEIGHT (50G)	4				
28	193382 01	BALANCE WEIGHT (25G)					
29	197111 01	ROTOR DRIVE DISC	6				
			2				
			1				
			1				

Shelbourne Reynolds Engineering Limited

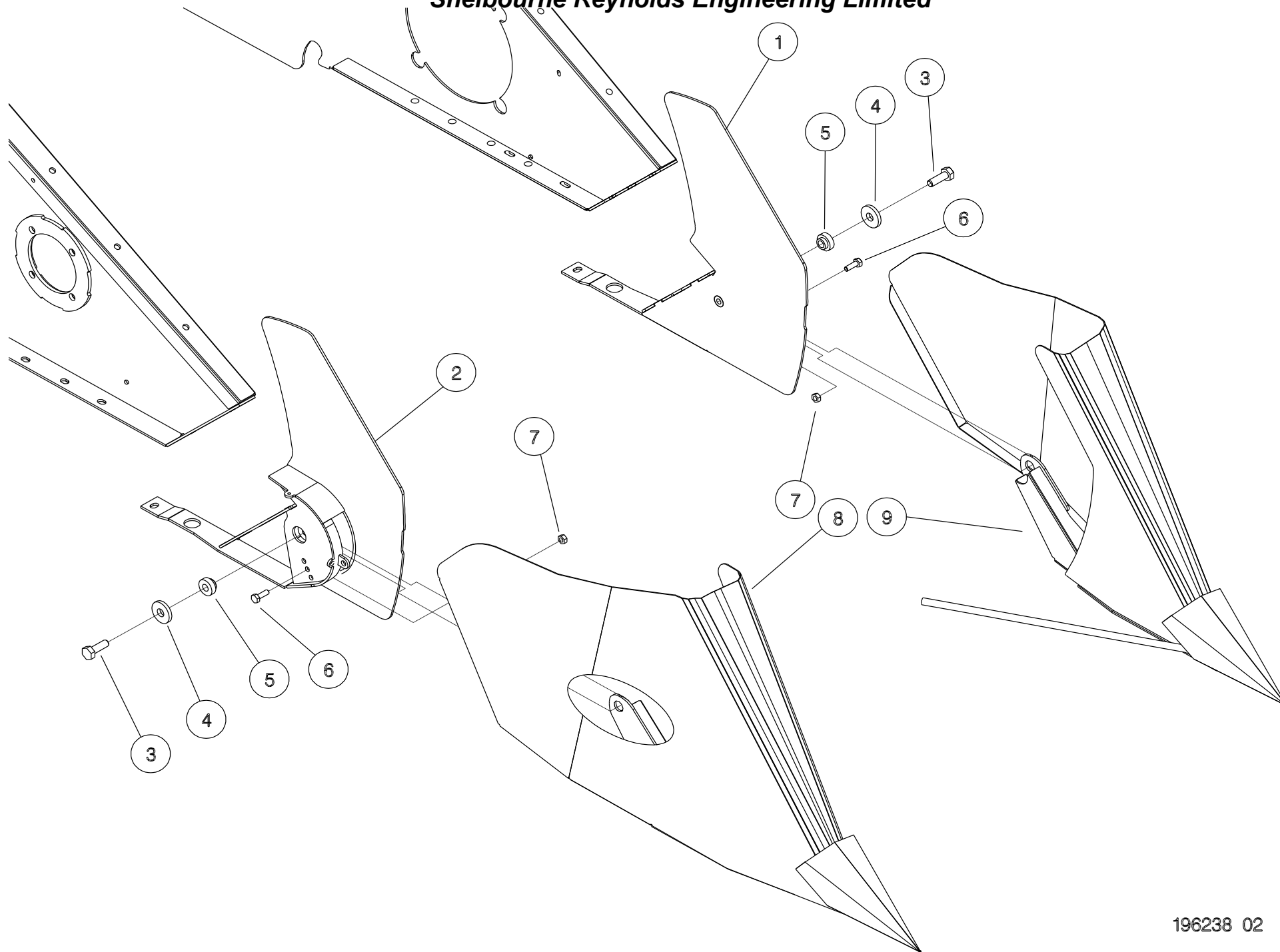
N.B ITEM 25 FITTED
TO ITEM 6 ONLY

N.B ITEM 33 FITTED
TO ITEM 6 ONLY



Shelbourne Reynolds Engineering Limited

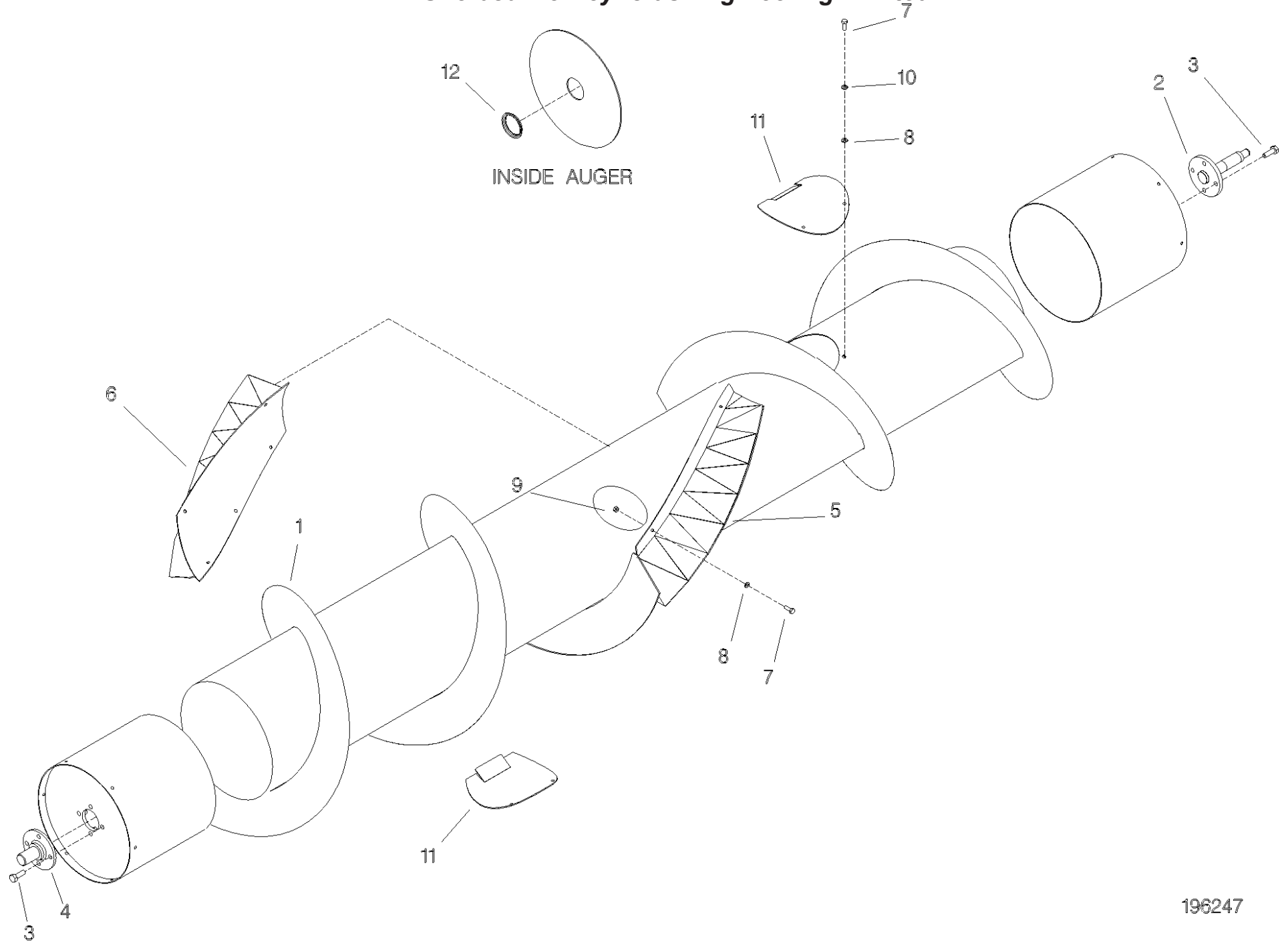
ASSY NUMBER: 196238 02				ASSY DESCRIPTION: DIVIDER SUB ASSY (ITALIAN STYLE)			
ITEM	PART NO	DESCRIPTION	QTY	ITEM	PART NO	DESCRIPTION	QTY
1	195469 11	DIVIDER FIXING W/A LH	1				
2	195469 12	DIVIDER FIXING W/A RH	1				
3	HSS-0250	SET SCREW	2				
4	190119 51	WASHER	2				
5	195228 02	BOSS	2				
6	HSS-0135	SET SCREW	2				
7	NUT-0263	NYLOC NUT	2				
8	197759 01	RH DIVIDER W/A	1				
9	198292 01	LH DIVIDER W/A	1				



Shelbourne Reynolds Engineering Limited

ASSY NUMBER: 196247 08				ASSY DESCRIPTION: BOLT ON PADDLE AUGER ASSY 4.8m			
ITEM	PART NO	DESCRIPTION	QTY	ITEM	PART NO	DESCRIPTION	QTY
1	198134 01	AUGER W/A (STANDARD CTR FEED)	1				
OR	290960 01	AUGER W/A (RH END NARROW FEED)	1				
2	195848 01	AUGER DRIVE SHAFT	1				
3	HSSF12204	SET SCREW	8				
4	197704 02	IDLER SHAFT	1				
5	197620 01R	AUGER SPIRAL PADDLE LH	1				
6	197620 02R	AUGER SPIRAL PADDLE RH	1				
7	HSS-0145	HEX HD SCREW	18				
8	WSH-0012	PLAIN WASHER	18				
9	NUT-0263	NYLOC NUT	10				
10	WSH-0058	SPRING WASHER	8				
11	194472 01	INSPECTION COVER	2				
12	21709036	TUBE PLUG	2				

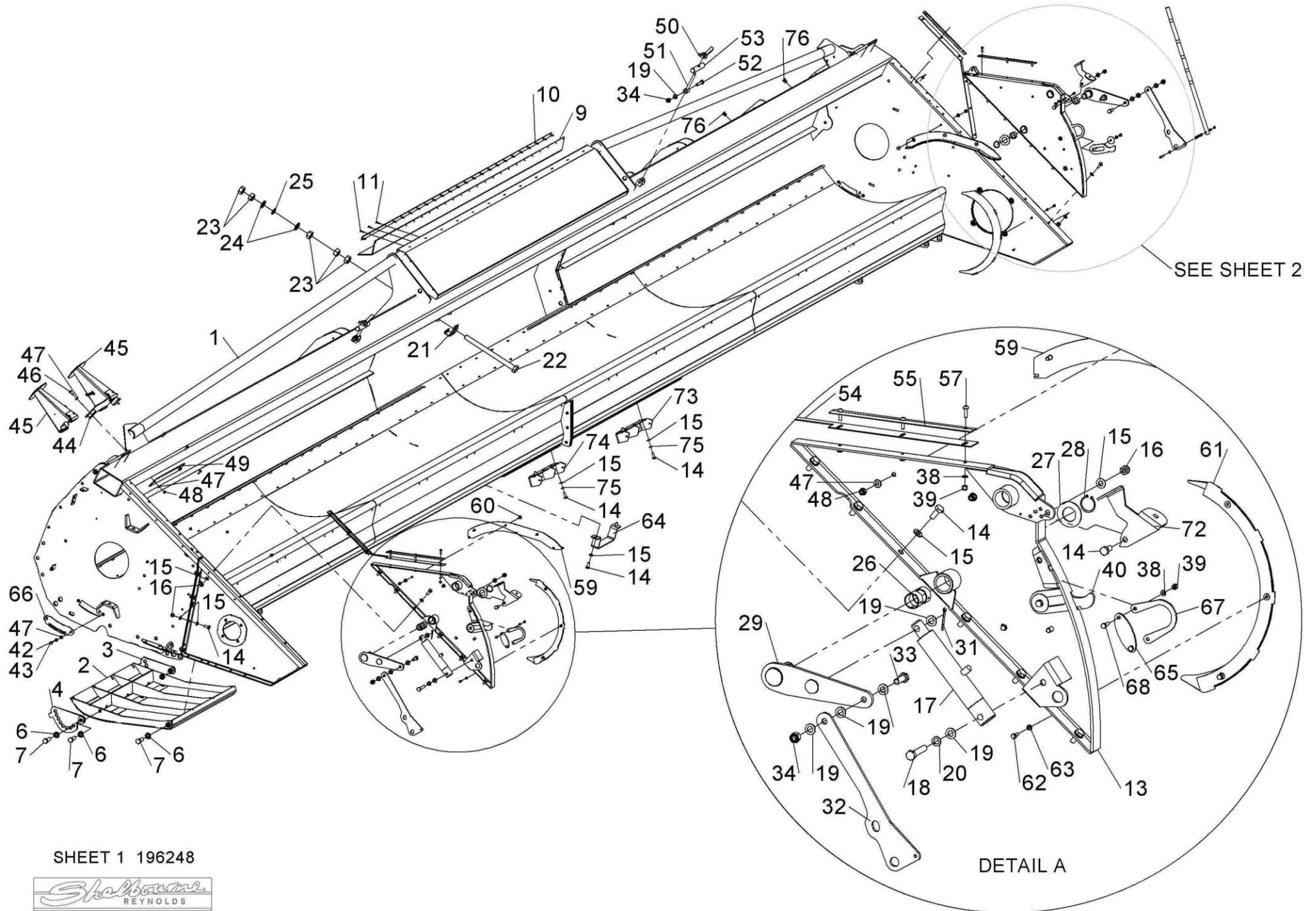
Shelbourne Reynolds Engineering Limited



196247

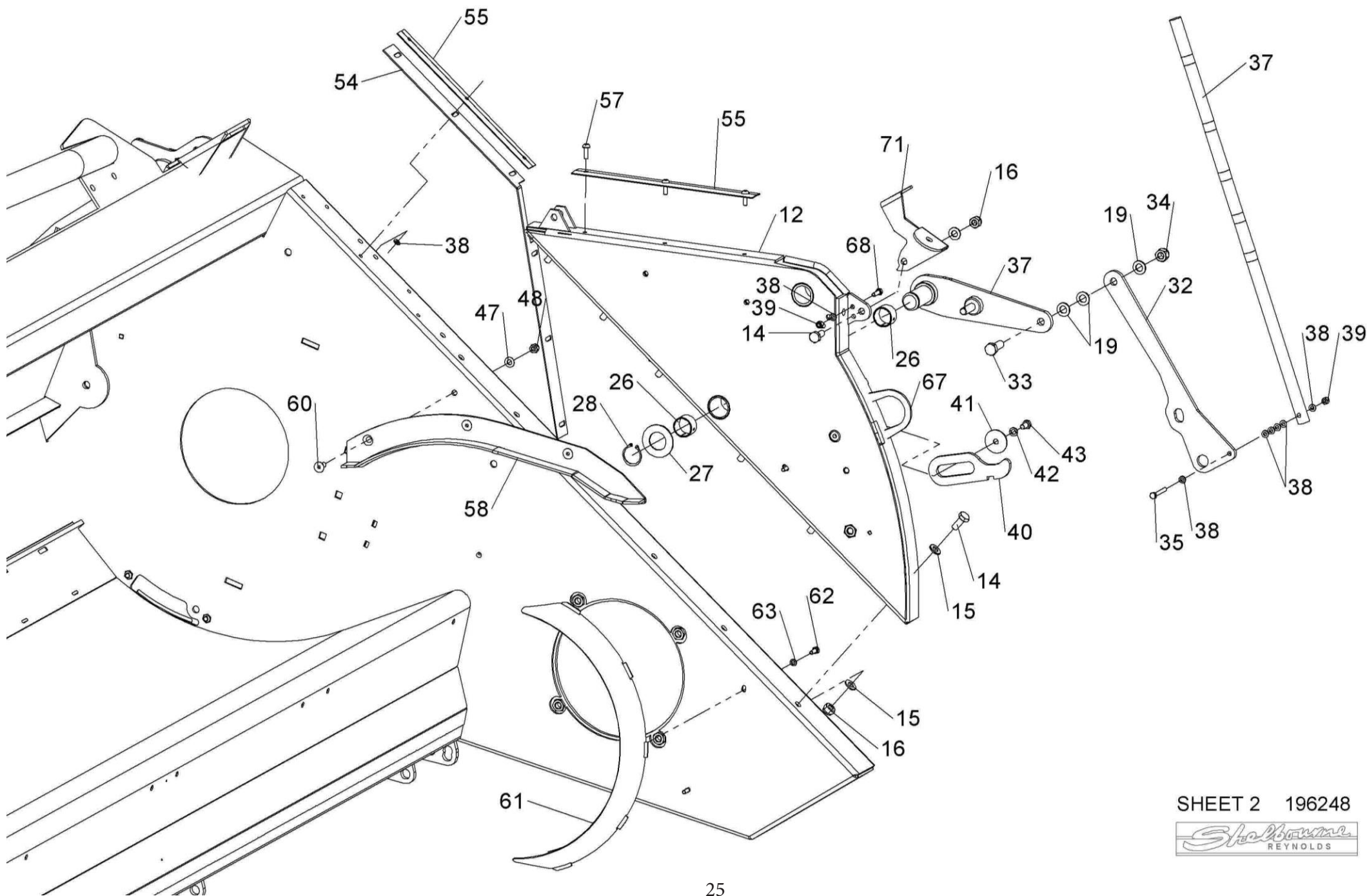
Shelbourne Reynolds Engineering Limited

ASSY NUMBER: 196248 18				ASSY DESCRIPTION: FRAME & PARTS SUB RSD16			
ITEM	PART NO	DESCRIPTION	QTY	ITEM	PART NO	DESCRIPTION	QTY
1	198206 01	Rsd16 MAINFRAME	1	39	NUT-0260	NYLOC NUT	15
2	194395 01	SKID ASSY	2	40	192809 01	NOSE STOP LATCH	2
3	193828 01	SKID ADJUSTER PLATE LH	2	41	190119 05	WASHER	2
4	193828 02	SKID ADJUSTER PLATE RH	2	42	WSH-0058	SPRING WASHER	6
5	190119 07	WASHER (UPTO 2015)	4	43	HSS-0135	SETSCREW	6
6	WSHA30161	LOCK WASHER (2019 & ON)	12	44	193221 01	HEADER STAND BRACKET	1
OR	WSH-0070	SPRING WASHER (UP TO 2019)	12	45	290520 01	HEADER STAND (2018 & ON)	2
7	HSS-0317	SETSCREW	12	OR	193222 01	HEADER FRONT STAND (UPTO 2018)	2
8	WSH-0024	PLAIN WASHER (UP TO 2019)	12	46	HSS-0140	SET SCREW	2
9	194545 01	RUBBER SEAL	1	47	WSH-0012	PLAIN WASHER	14
10	194493 01	CLAMP STRIP	1	48	NUT-0263	NYLOC NUT	8
11	POP-0006	POP RIVET	25	49	195541 01	BACKING PLATE	1
12	194913 01	TOP SIDE PLATE LH	1	50	193244 01	RETAINING NUT	2
13	194913 02	TOP SIDE PLATE RH	1	51	193248 01	RETAINING SCREW	2
14	HSS-0191	SET SCREW	22	52	BLTA12380	BOLT	2
15	WSH-0015	PLAIN WASHER	34	53	193251 01	RETAINING BAR	2
16	NUT-0265	NYLOC NUT	18	54	194000 01	RUBBER SEAL	2
17	195075 01	HYDRAULIC RAM	2	55	199567 01	SEAL CLAMP	4
17a	RMSK00030	RAM SEAL KIT		56			
18	BLTA12410	BOLT	2	57	SCW-4960	BUTTON SKT.HD SCREW	12
19	WSH-0018	PLAIN WASHER	32	58	194385 01	NOSE RUNNER W/ASSY LH	1
20	WSH-0065	SPRING WASHER	4	59	194385 02	NOSE RUNNER W/ASSY RH	1
21	194987 01	LOCKING ASSY	2	60	SCW-1735	CSK SOCKET HD SCW	6
22	HSSA24994	SET SCREW	2	61	193363 01	ROTOR DEFLECTOR	2
23	NUT-0190	PLAIN NUT	10	62	HSS-0084	BOLT	6
24	WSH-0036	PLAIN WASHER	4	63	WSH-0056	SPRING WASHER	6
25	190548 62	WASHER	2	64	195126 01	FORK LIFT SHOE PLATE	2
26	BSHK03047	BUSH	4	65	HSS-0260	BOLT (SHIPPING ONLY)	2
27	WSH-1547	PLAIN WASHER	2	OR	197309 01	PLATE (UPTO 2017)	2
28	CIR-1150	CIRCLIP	2	66	195844 01	COVER PLATE	2
29	194538 06	LIFT ARM LH	1	67	197308 01	HORSE SHOE PLATE (UPTO 2017)	2
30	194538 07	LIFT ARM RH	1	68	HSS-0086	SET SCREW	2
31	PIN-1150	SPLIT PIN	2				
32	194537 01	LINK ARM	2	70	WSH-0061	SPRING WASHER	4
33	HSS-0241	SET SCREW	2	71	198958 01	LIGHT BRACKET LH (2012 & ON)	1
34	NUT-0269	NYLOC NUT	4	OR	194381 01	LIGHT BRACKET LH (UPTO 2012)	1
35	HSSA06290	SET SCREW	1	72	198958 02	LIGHT BRACKET RH (2012 & ON)	1
36				OR	194381 02	LIGHT BRACKET RH (UPTO 2012)	1
37	192494 01	NOSE HEIGHT INDICATOR ROD	1	73	195125 01	FORK LIFT STOP PL LH	1
38	WSH-0009	PLAIN WASHER	21	74	195125 02	FORK LIFT STOP PL RH	1



SHEET 1 196248

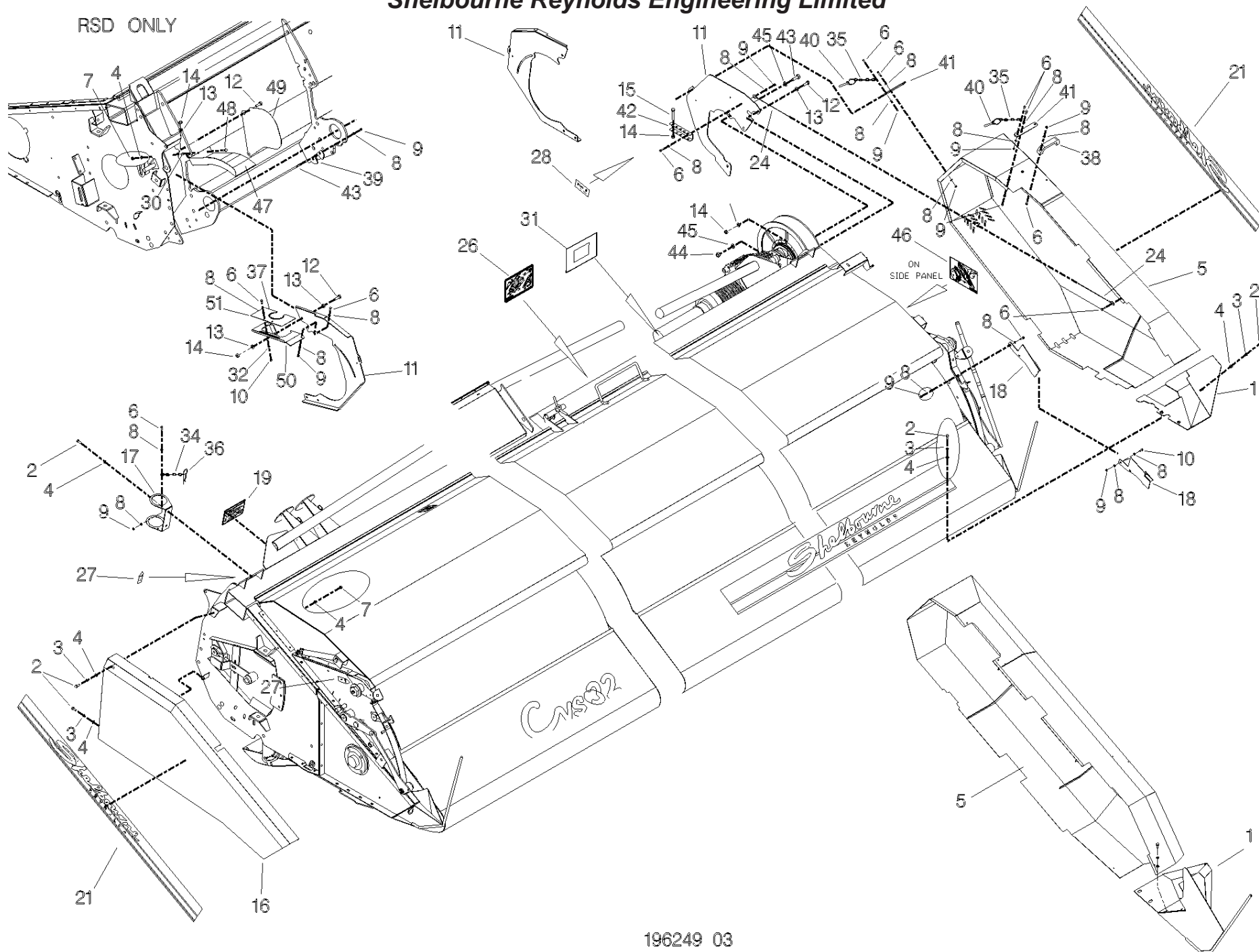




Shelbourne Reynolds Engineering Limited

ASSY NUMBER: 196249 03				ASSY DESCRIPTION: EMBLEMS & GUARDS SUB VS			
ITEM	PART NO	DESCRIPTION	QTY	ITEM	PART NO	DESCRIPTION	QTY
1	198297 01	NOSE GUARD W/A (MID 2009 & ON)	1	39	198322 01	OIL LEVEL VIEWER	1
OR	197970 01	FRONT LH GUARD (2009 CVS ONLY)	1	40	PIN-01950	LYNCH PIN	2
2	HSS-0140	SET SCREW	6	41	198086 01	LATCH PLATE	2
3	WSH-0058	SPRING WASHER	7	42	191841 03	SHEAR BOLT HOLDER	1
4	WSH-0012	PLAIN WASHER	9	43	HSS-0096	SET SCREW	2
5	198246 01	LH SIDE GUARD (POWER BULGE)	1	44			
6	HSS-0086	SET SCREW	13	45			
7	NUT-0263	NYLOC NUT	4	46			
8	WSH-0009	PLAIN WASHER	24	47	198286 01	GEARBOX COVER PLT	1
9	NUT-0260	NYLOC NUT	16	48	HSS-0145	SET SCREW	5
10	SCW-4959	BUTT. SCK HD SCREW	2	49			
11	198013 01	LH REAR BACK PLATE ASSY	1	50	198255 01	ACTUATOR COVER	1
12	HSS-0198	SET SCREW	3	51	198256 01	ACTUATOR SLIDE	1
13	WSH-0015	PLAIN WASHER	8				
14	NUT-0265	NYLOC NUT	8				
15	BLTA10384	HEX.HEAD BOLT	5				
16	194873 01	RH SIDE GUARD	1				
17							
18	198289 01	GUARD SUPPORT BRACKET	1				
19	197861 01	EMBLEM (PATENTS)	1				
20							
21	198764 01	EMBLEM (SHELBOURNE REYNOLDS)	2				
22							
23							
24							
25							
26	198105 01	EMBLEM (HEADER MAINTENANCE)	1				
27	190702 04	EMBLEM (SLING POINT)	4				
28	613205 01	EMBLEM (SHEARBOLT PART NO)	1				
29	PCN-00100	MANUAL CANNISTER	1				
30	NUTA13087	NUTSERT	1				
31	290150 01	EMBLEM (COMBINE SETTINGS)	1				
32	WSH-1036	PENNY WASHER	2				
33	HSS-0084	BOLT	2				
34	CHN-0145	CHAIN	0.17				
35	CHN-0145	CHAIN	0.17				
35							
36							
37	EDS-11400	PVC EDGING STRIP	0.16m				
38	HND-0000	BLACK PLASTIC HANDLE	2				

Shelbourne Reynolds Engineering Limited

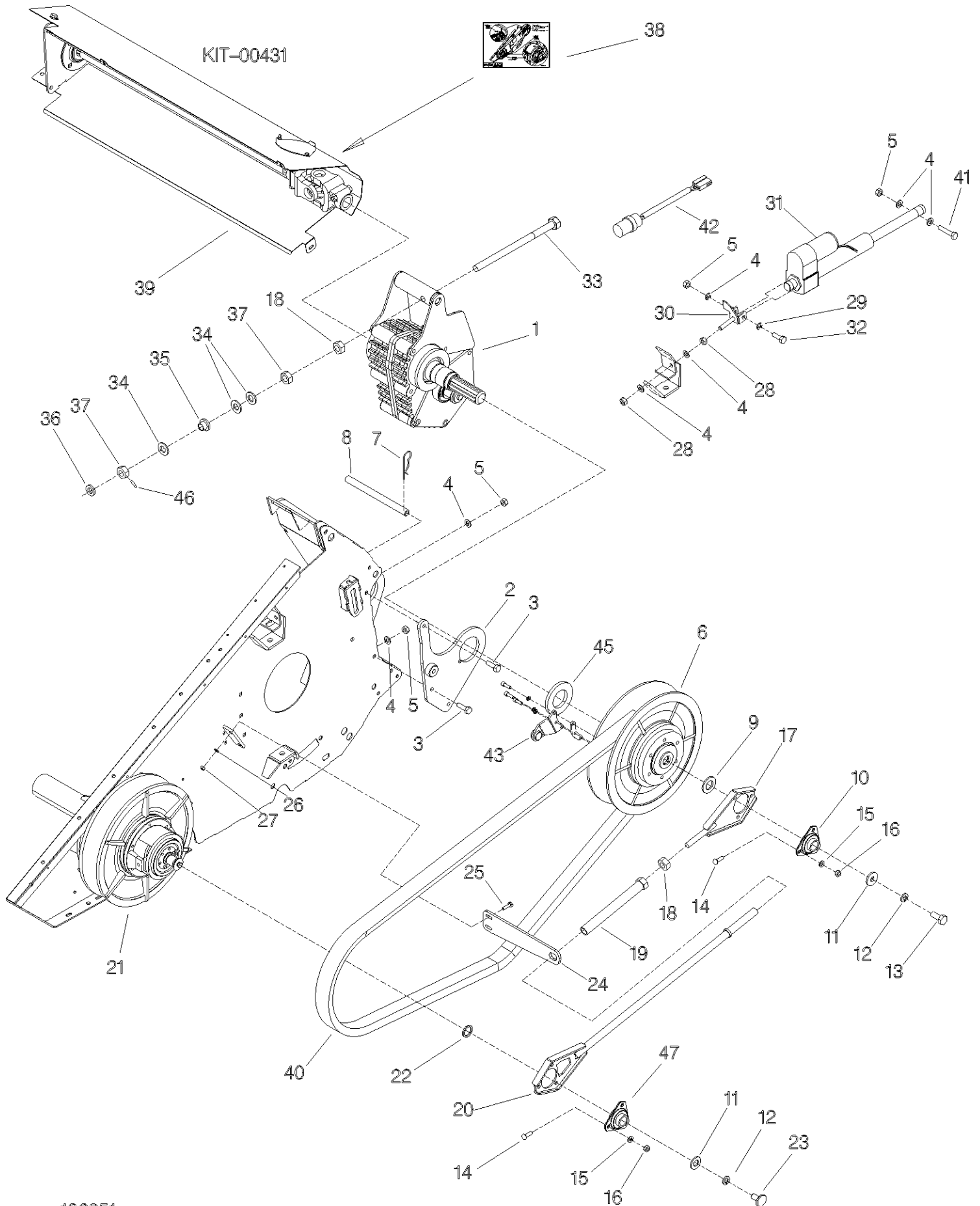


196249 03

Shelbourne Reynolds Engineering Limited

ASSY NUMBER: 196251 01				ASSY DESCRIPTION: INPUT/DRIVE MTG SUB ASSY CVS24 & DOWN			
ITEM	PART NO	DESCRIPTION	QTY	ITEM	PART NO	DESCRIPTION	QTY
1	GEA-0058	INPUT GEARBOX ASSY	1	34	WSH-0030	PLAIN WASHER	3
2	198018 01	GEARBOX SUPPORT PLT W/ASSY	1	35	198028 01	REAR SPRING BOSS	1
3	BLTA12290	BOLT	3	36	PIN-1150	SPLIT PIN (2013 & ON)	1
4	WSH-0018	PLAIN WASHER	6	37	NUT-0580	CASTLE NUT (2013 & ON)	2
5	NUT-0269	NYLOC NUT	5	OR	NUTA02200	NYLOC NUT (UPTO 2013)	1
6	KIT-01386	INPUT PULLEY ASSY (2012 & ON)	1	38	198106 01	EMBLEM (VARISPEED DRIVE)	1
OR	KIT-01321	INPUT PULLEY ASSY (UPTO 2012)	1	39	KIT-00528	PTO CONE KIT (2014 & ON)	1
7	CLP-00103	R CLIP	2	40	BEL-27357	VARI SPEED BELT	1
8	197102 01	LOCATING BAR	1	41	BLTA12380	BOLT	1
9	190119 24	WASHER	1	42	195050 01	LOOM & PLUG ASSY	1
10	BRG-0240	BEARING	1	43	198241 01	CAM ARM PLATE	1
11	190119 99	WASHER (2011 & ON)	2	44	197120 01	ACTUATOR CAM W/A (2012 & ON)	1
OR	190119 99	WASHER (UPTO 2011)	1	45	BRG-15050N	BEARING (2012 & ON)	1
12	WSHA30161	LOCK WASHER (2011 & ON)	2	46	PIN-1620	ROLL PIN (2013 & ON)	1
OR	WSH-0070	SPRING WASHER (UPTO 2011)	2	47	BRG-23000	BEARING (2011 & ON)	1
13	HSS-0315	SET SCREW	1	OR	BRG-0240	BEARING (UPTO 2011)	1
14	BLT-3745	COACHBOLT	6				
15	WSH-0015	PLAIN WASHER	6				
16	NUT-0265	NYLOC NUT	6				
17	198232 01	TIE ROD ASSY	1				
18	NUT-0185	PLAIN NUT (2013 & ON)	24				
OR	NUT-0185	PLAIN NUT (UPTO 2013)	4				
19	198235 01	TIE ROD ADJUSTER	1				
20	198236 01	TIE BAR ASSY	1				
21	KIT-01385	ROTOR PULLEY ASSY (2010 & ON)	1				
OR	KIT-01320B	ROTOR PULLEY ASSY (2009 ONLY)	1				
22	190548 56	SPACER	1				
23	HSS-0315	SET SCREW (2011 & ON)	1				
OR	197485 01	RETAINING STUB (UPTO 2011)	1				
24	198237 01	TIE ROD RETAINER	1				
25	HSS-0150	SET SCREW	2				
26	WSH-0012	PLAIN WASHER	2				
27	NUT-0263	NYLOC NUT	2				
28							
29							
30							
31	MOTE11006	ACTUATOR	1				
32	BLTA12440	BOLT	1				
33	198029 04	ADJUSTER ROD	1				

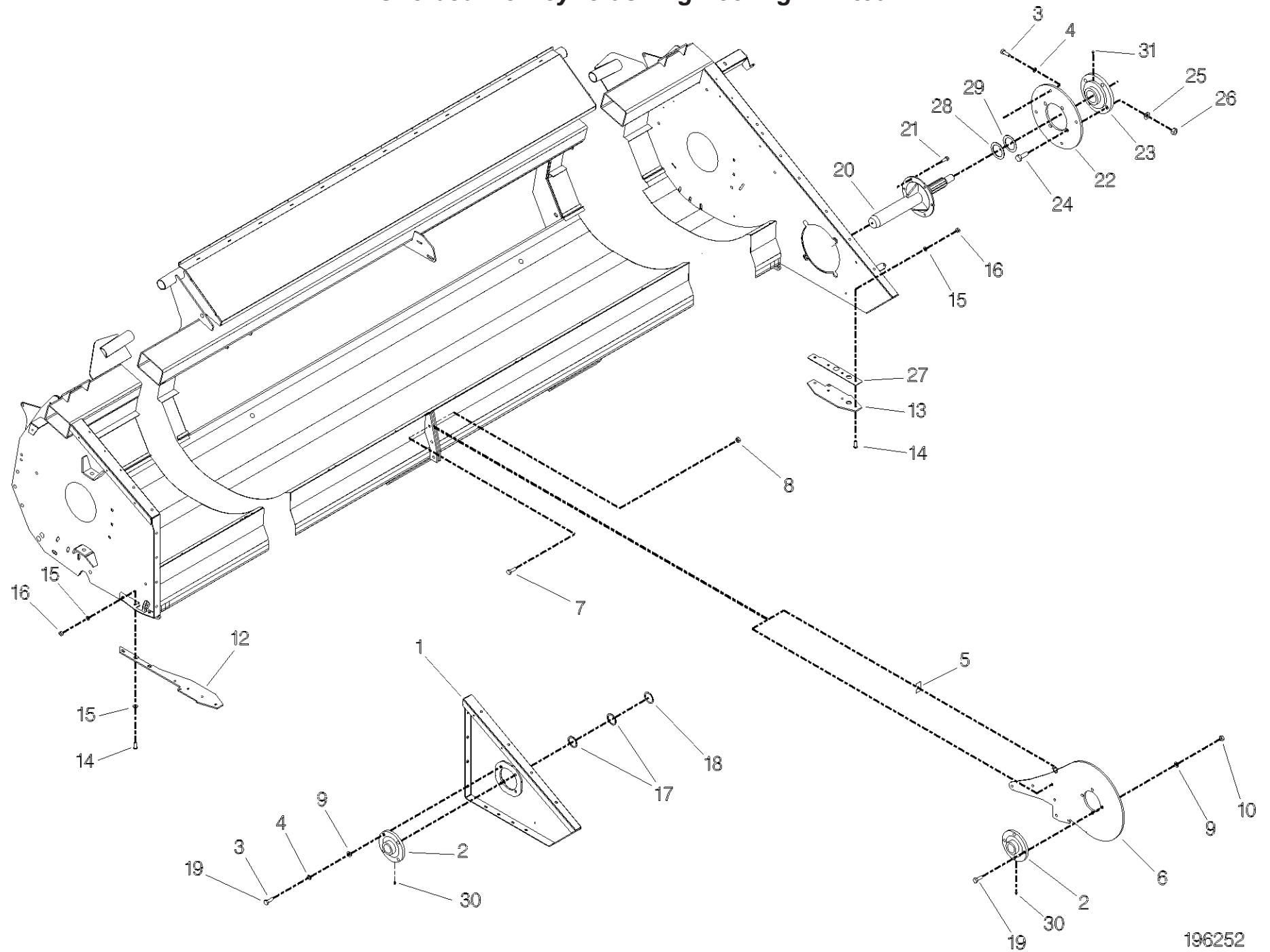
Shelbourne Reynolds Engineering Limited



Shelbourne Reynolds Engineering Limited

ASSY NUMBER: 196252 05				ASSY DESCRIPTION: ROTOR MTG SUB ASSY CVS (ONE PIECE ROTOR)			
ITEM	PART NO	DESCRIPTION	QTY	ITEM	PART NO	DESCRIPTION	QTY
1	194915 01	RH SIDE PLATE ASSY	1				
2	BRG-3275	SUPPORT	1				
3	HSS-0235	SET SCREW	7				
4	WSH-0065	SPRING WASHER	8				
5							
6							
7							
8							
9	WSH-0018	PLAIN WASHER	4				
10							
11							
12	194404 01	DIVIDING PLATE RH	1				
13	198991 01	DIVIDING PLATE LH	1				
14	SCW-0516	BUTT SOC HEAD SCREW	10				
15	WSH-0015	PLAIN WASHER	13				
16	NUT-0265	NYLOC NUT	10				
17	192876 01	SHIM (1mm)	5				
18	192876 02	SHIM (2mm)	5				
19	HSS-0250	SET SCREW	1				
20	198077 01	*DRIVE SHAFT W/A (CVS) *	1				
21	HSSG10204	HEX. HEAD SET SCREW	6				
22	195922 01	SUPPORT BRACKET	1				
23	BRG-26041	SUPPORT, 60mm DIA	1				
24	HSS-0318	SET SCREW	4				
25	WSH-0024	PLAIN WASHER FORM A	4				
26	NUT-0271	NYLOC NUT	4				
27	198141 01	FOOT PACKER PLATE	1				
28	190548 30	WASHER 61x84x1	2				
29	190548 31	WASHER 61x84x2	2				
30	NIP-00600	GREASE NIPPLE	1				
31	NIP-0001	GREASE NIPPLE	1				

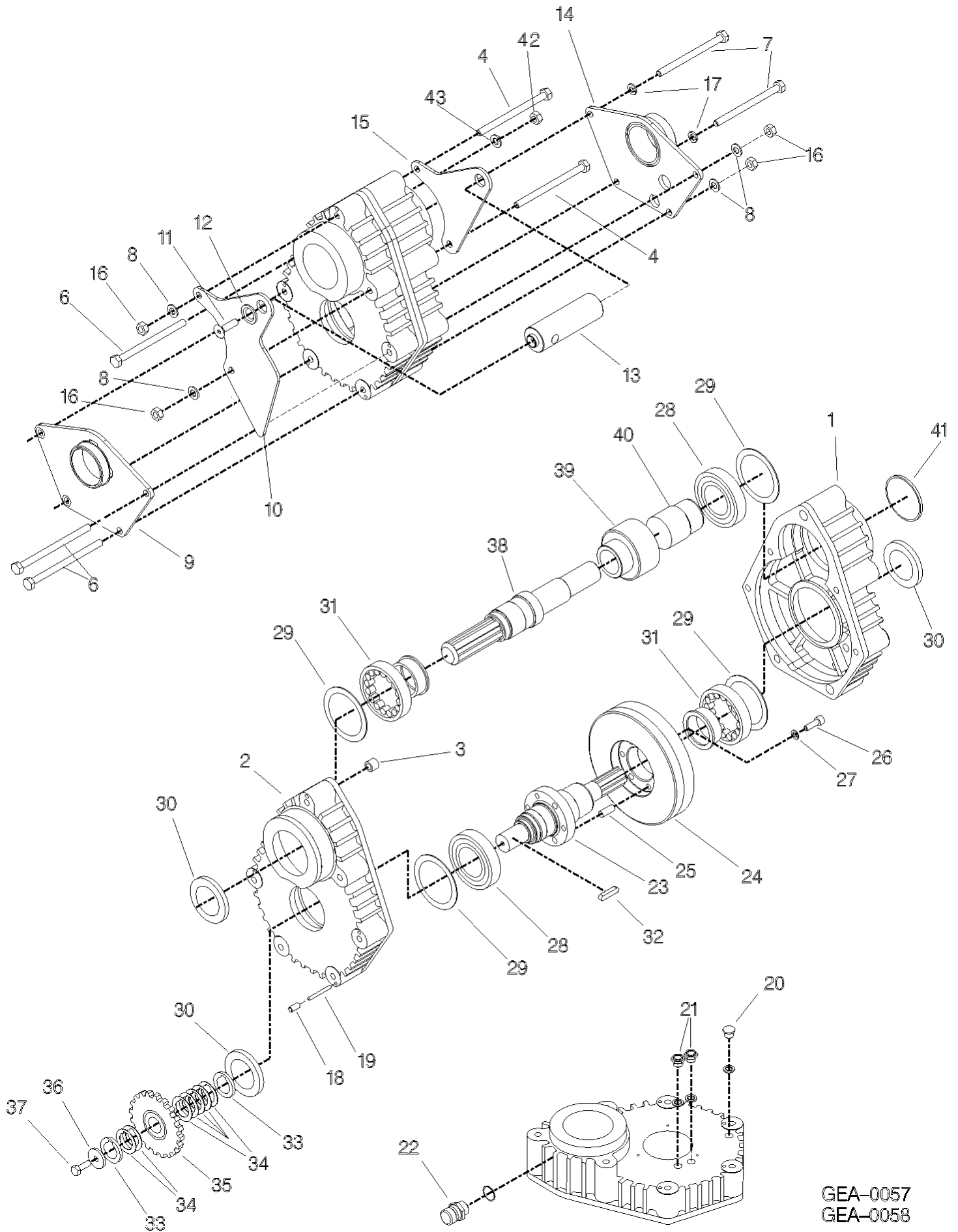
Shelbourne Reynolds Engineering Limited



Shelbourne Reynolds Engineering Limited

ASSY NUMBER: GEA-0058				ASSY DESCRIPTION: INPUT GEARBOX ASSY VARIABLE SPEED			
ITEM	PART NO	DESCRIPTION	QTY	ITEM	PART NO	DESCRIPTION	QTY
1	197619 03	CASE HALF (PTO SIDE)	1	OR	192768 08	AUGER DRIVE SPROCKET (13T)	1
2	197619 02	CASE HALF (PULLEY SIDE)	1	OR	192768 20	AUGER DRIVE SPROCKET (12T)	1
3	192598 01	DOWEL	3	36	190548 01	RETAINING WASHER	1
4	BLTA12810	HEX HEAD BOLT	2	37	HSSF10174	HEX HD SCREW	1
5				38	194964 01	PINION SHAFT	1
6	BLTA12750	HEX HEAD BOLT	3	39	193599 09	PINION GEAR (32 TOOTH)	1
7	BLT-2276	HEX.HEAD BOLT	2	OR	193599 11	PINION GEAR (34 TOOTH)	1
8	WSH-0018	PLAIN WASHER	4	OR	193599 12	PINION GEAR (30 TOOTH)	1
9	198021 01	G/BOX MTG PLT LH	1	OR	193599 13	PINION GEAR (36 TOOTH)	1
10	198026 01	G/BOX ADJ PLT LH	1	40	195526 01	SLEEVE	1
11	SCW-1930	CSK SKT HD SCREW	2	41	SEAZ09000	CORE PLUG SEAL	1
12	198024 01	CSK WASHER	2	42	NUT-0270	NYLOC NUT (THIN)	1
13	198023 01	GEARBOX ADJUSTER	1	43	WSH-0019	PLAIN WASHER (FORM B)	1
14	198022 01	G/BOX MTG PLT RH	1				
15	198025 01	G/BOX ADJ PLT RH	1				
16	NUT-0269	NYLOC NUT	4		GEA-0058CNH	SPARES GEARBOX ASSY C/W 35T &	
17	WSHA20121	SHAKEPROOF WASHER	2			34T GEARS	
18	SCW-4535	GRUBSCREW	3		GEA-0058JD/CIH	SPARES GEARBOX ASSY C/W 37T &	
19	192597 01	JACKING ROD	3			32T GEARS	
20	FIT-0253	DRAIN PLUG	1		GEA-0058LEX	SPARES GEARBOX ASSY C/W 33T &	
21	FITD00005	SIGHT GLASS/SEAL	2			36T GEARS	
22	FIT-0255	BREATHER	1				
23	192591 01	INPUT SHAFT	1			ABOVE SPARE GEARBOX ASSY DO	
24	192592 09	INPUT GEAR (37 TOOTH)	1			NOT INCLUDE MOUNTING PLATES &	
OR	192592 11	INPUT GEAR (35 TOOTH)	1			AUGER SPROCKET, ITEMS, 9,10,11,	
OR	192592 12	INPUT GEAR (39 TOOTH)	1			12,13,14,15,33,34,35,36 & 37	
OR	192592 13	INPUT GEAR (33 TOOTH)	1				
25	PIN-61217	DOWEL PIN	3				
26	SCW-0196	CAP HEAD SCREW	3				
27	WSH-0061	SPRING WASHER	3				
28	BRG-7040	BEARING	2				
29	192596 01	RING	4				
30	SEA-0590	SHAFT SEAL	3				
31	BRG-16080	SUPPORT	2				
32	K1008045	KEY	1				
33	191692 01	SPACER	2				
34	191692 02	SPACER	7				
35	192768 18	AUGER DRIVE SPROCKET (18T)	1				
OR	192768 04	AUGER DRIVE SPROCKET (16T)	1				
OR	192768 16	AUGER DRIVE SPROCKET (15T)	1				
OR	192768 10	AUGER DRIVE SPROCKET (22T)	1				

Shelbourne Reynolds Engineering Limited

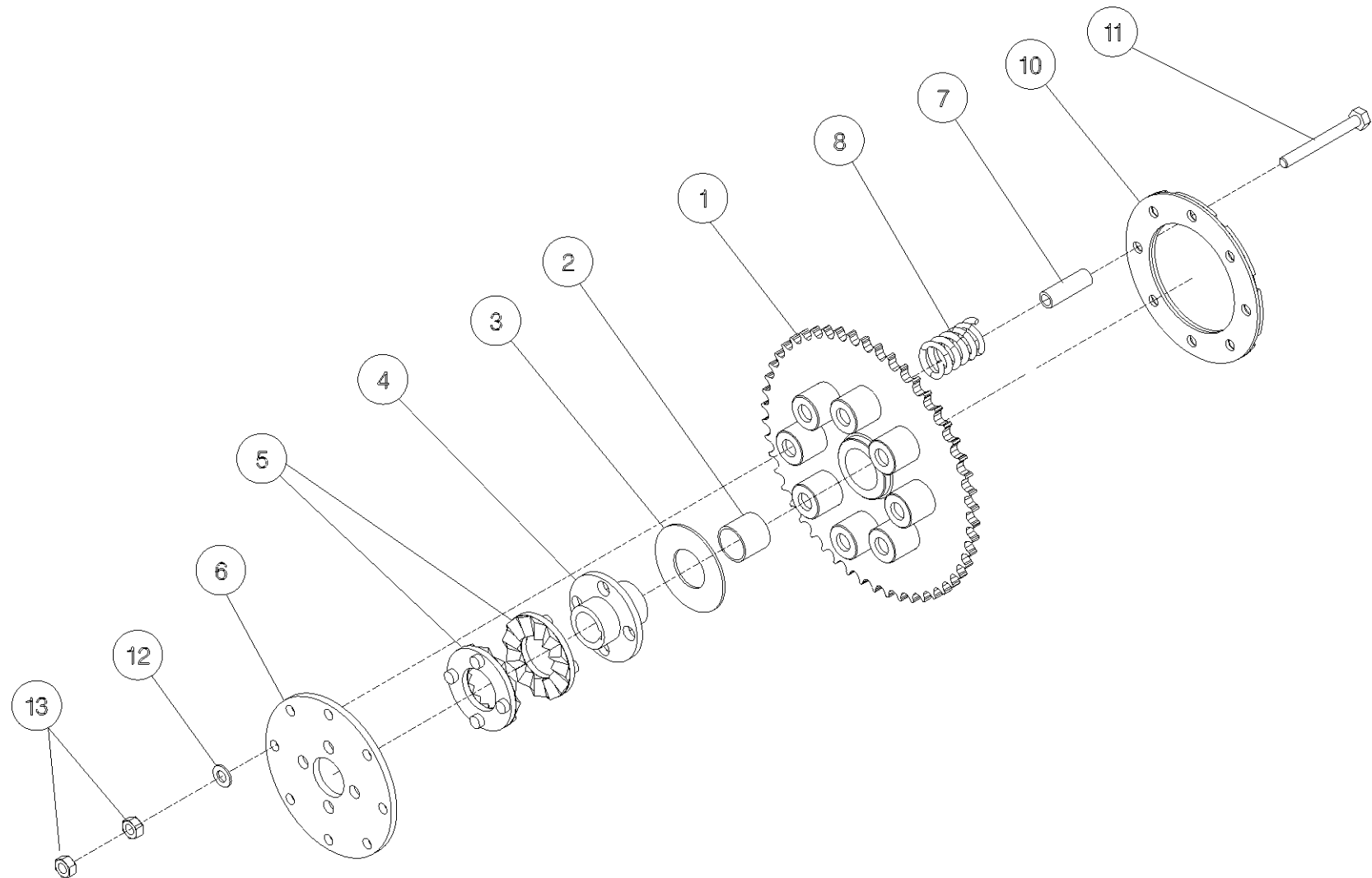


GEA-0057
GEA-0058

Shelbourne Reynolds Engineering Limited

ASSY NUMBER: KIT-00121				ASSY DESCRIPTION: AUGER DRV/SPRKT CLUTCH			
ITEM	PART NO	DESCRIPTION	QTY	ITEM	PART NO	DESCRIPTION	QTY
1	195420 01	50T SPROCKET ASSY	1				
2	BSHK05056	BUSH	1				
3	192008 02	THRUST WASHER	1				
4	195850 01	SPLINED CLUTCH HUB	1				
5	131005	CLUTCH PLATE	2				
6	195429 01	DRIVE DISC	1				
7	131073 04	SPACER	8				
8	131063	SPRING	8				
10	195427 01	LOCKING RING	1				
11	BLT-2270	BOLT	8				
12	WSH-0018	PLAIN WASHER	8				
13	NUT-0170	PLAIN NUT	16				

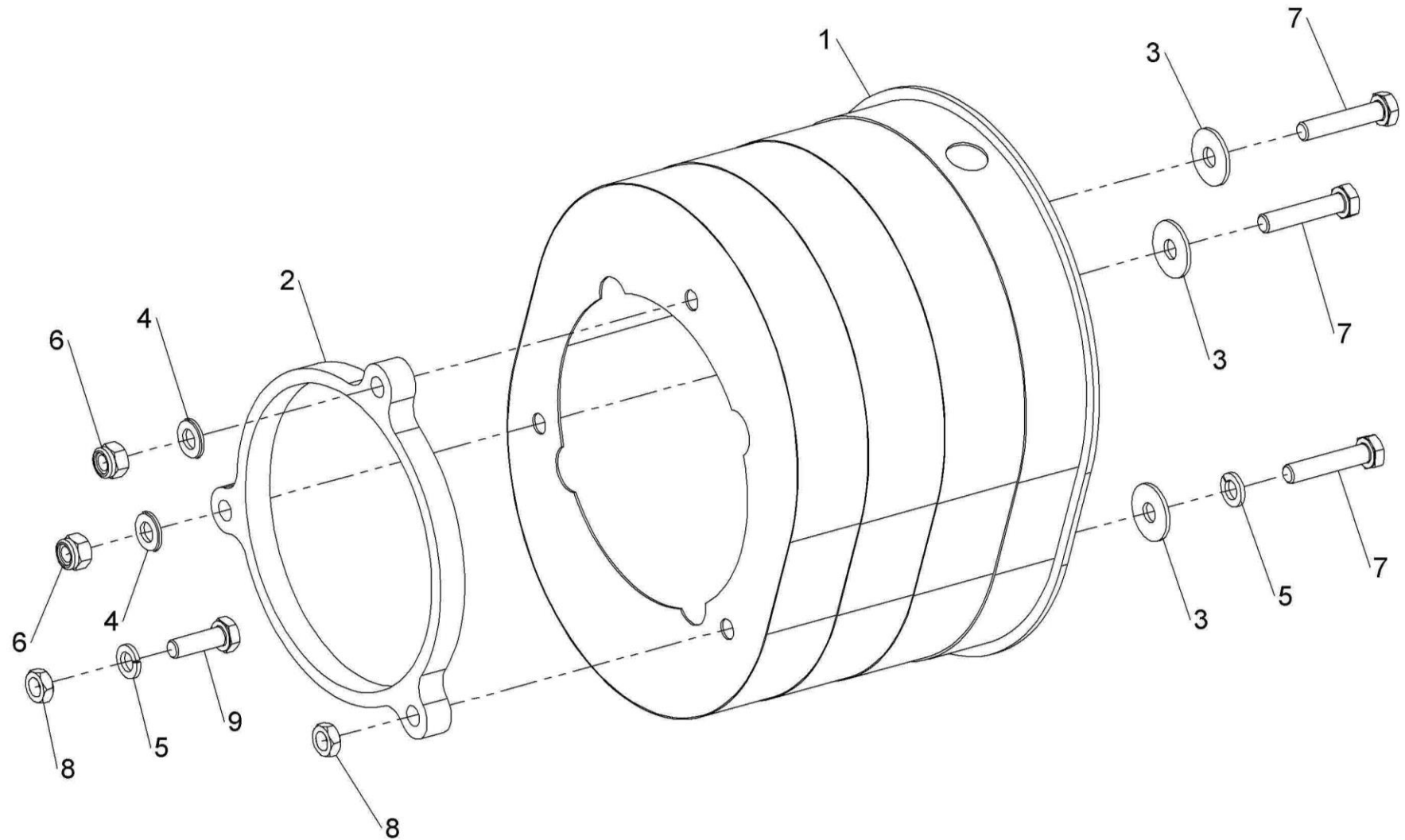
Shelbourne Reynolds Engineering Limited



KIT - 00119
KIT - 00121

Shelbourne Reynolds Engineering Limited

ASSY NUMBER: KIT-00528				ASSY DESCRIPTION: RSD PTO CONE KIT			
ITEM	PART NO	DESCRIPTION	QTY	ITEM	PART NO	DESCRIPTION	QTY
1	PTO-00960	PTO CONE	1				
2	199741 01	CONE SPACER	1				
3	WSH-1038	PENNY WASHER	3				
4	WSH-0012	PLAIN WASHER	2				
5	WSH-0058	SPRING WASHER	2				
6	NUT-0263	NYLOC NUT	2				
7	HSS-0153	SETSCREW	3				
8	NUT-0164	PLAIN NUT	2				
9	HSS-0145	SETSCREW	1				

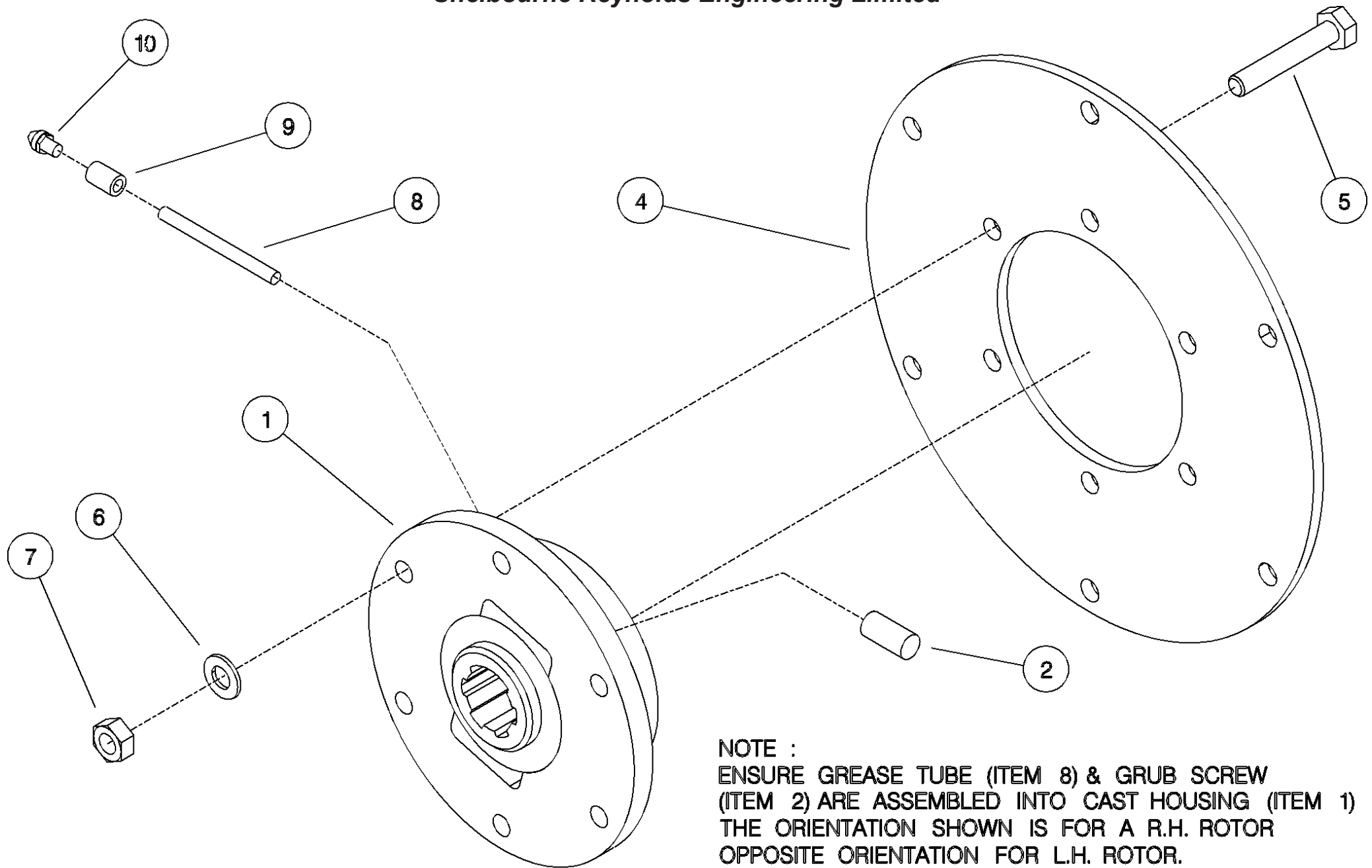


KIT-00528



Shelbourne Reynolds Engineering Limited

ASSY NUMBER: KIT-00976A				ASSY DESCRIPTION: BALL JOINT CTR COUPLING			
ITEM	PART NO	DESCRIPTION	QTY	ITEM	PART NO	DESCRIPTION	QTY
1 OR	193114 05 193114P	SPLINED BALL SPARE SPLINED BALL ASSY (ALTERNATIVE TO 193114 01)	1				
2							
3							
4	193106 01	DRIVE RING PLATE	1				
5	HSS-0198	SETSCREW	6				
6	WSH-0015	PLAIN WASHER	6				
7	NUT-0265	NYLOC NUT	6				
8	193077 01	GREASE PIPE DTL	1				
9	193078 01	GREASE PIPE SLEEVE	1				
10	NIP-00600	GREASE NIPPLE	1				

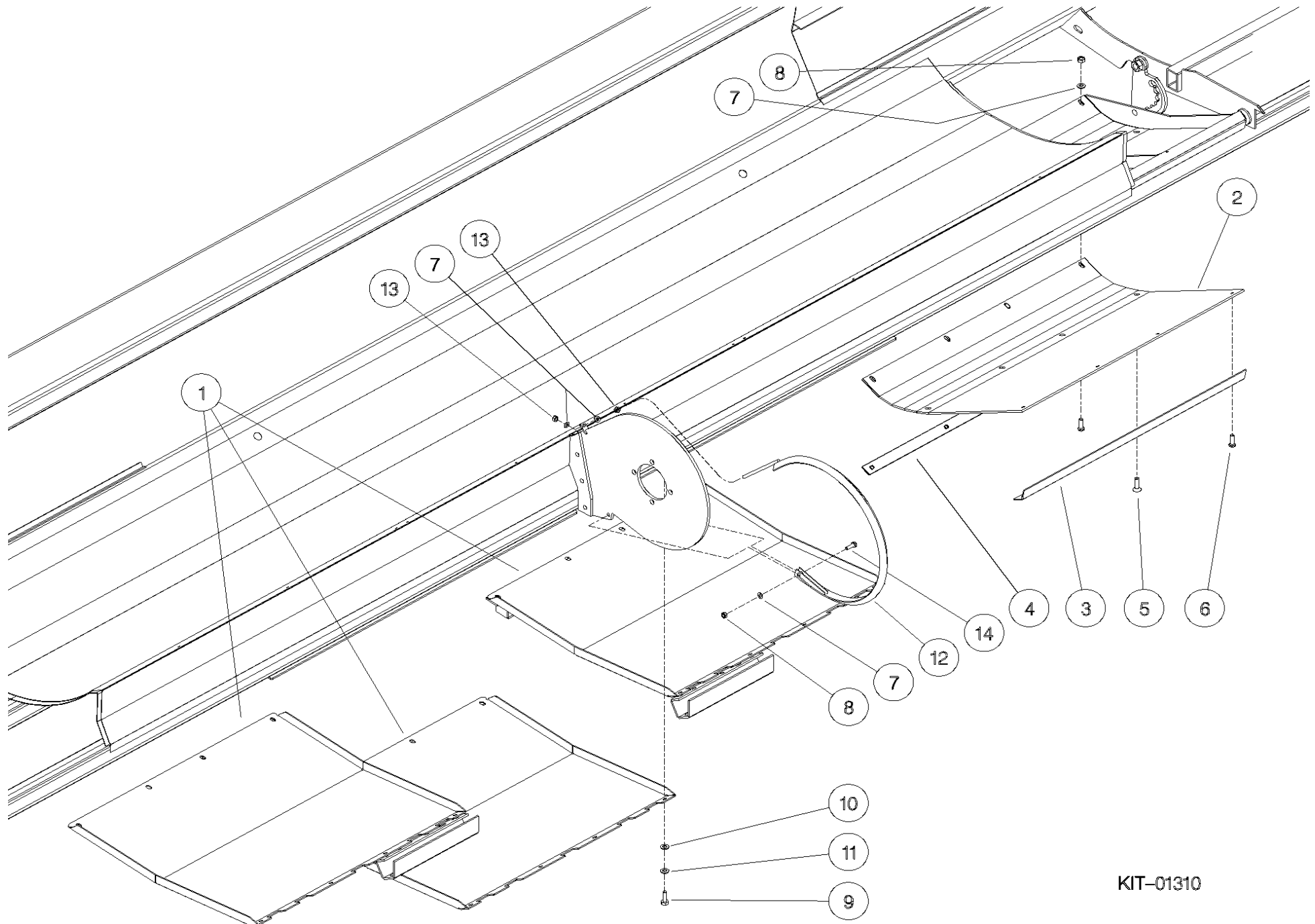


NOTE :
ENSURE GREASE TUBE (ITEM 8) & GRUB SCREW
(ITEM 2) ARE ASSEMBLED INTO CAST HOUSING (ITEM 1)
THE ORIENTATION SHOWN IS FOR A R.H. ROTOR
OPPOSITE ORIENTATION FOR L.H. ROTOR.

KIT - 00976 & KIT - 00977

Shelbourne Reynolds Engineering Limited

ASSY NUMBER: KIT-01310				ASSY DESCRIPTION: UNIVERSAL BELLY/WEAR KIT			
ITEM	PART NO	DESCRIPTION	QTY	ITEM	PART NO	DESCRIPTION	QTY
1	195866 01	BELLY PAN	3				
2	195111 01	SKID WEAR PLATE	2				
3	195142 01	FIXING PLATE	2				
4	195144 01	FIXING PLATE	2				
5	SCW-1740	CSK SOCKET HD SCW	8				
6	BLT-2700	COACHBOLT	16				
7	WSH-0012	PLAIN WASHER	27				
8	NUT-0263	NYLOC NUT	25				
9	HSS-0191	SET SCREW	8				
10	WSH-0015	PLAIN WASHER	4				
11	WSH-0061	SPRING WASHER	8				
12	192502 01	VEE STRIP ASSY	1				
13	NUT-0164	PLAIN NUT	2				
14	HSS-0140	SET SCREW	1				

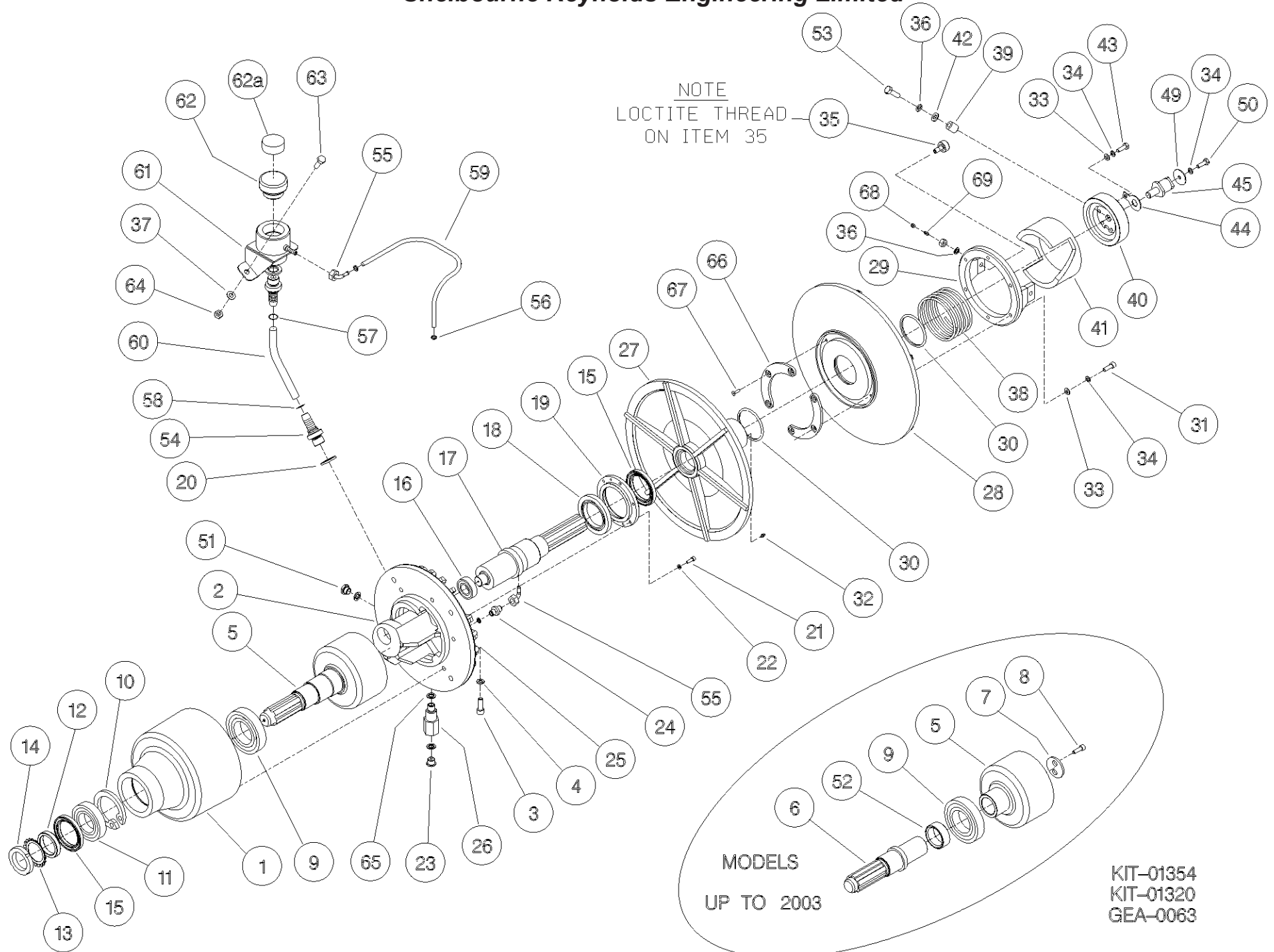


KIT-01310

Shelbourne Reynolds Engineering Limited

ASSY NUMBER: KIT-01320B				ASSY DESCRIPTION: ROTOR PULLEY ASSY			
ITEM	PART NO	DESCRIPTION	QTY	ITEM	PART NO	DESCRIPTION	QTY
27	193570 01	INNER PULLEY SHEAVE	1				
28	193571 01	OUTER PULLEY SHEAVE	1				
29	194194 01	CAM FOLLOWER BRACKET	1				
30	ORA300750	'O'RING	2				
31	HSS-0152	SET SCREW	6				
32	NIP-00610	GREASE NIPPLE	1				
33	WSH-0012	PLAIN WASHER	12				
34	WSH-0058	SPRING WASHER	12				
35	197640 01	CAM FOLLOWER ASSY	2				
36	WSH-0061	SPRING WASHER	2				
37							
38	SPGC00042	SPRING WHITE (2007,08 & ON)	1				
39	194202 01	SLEEVE	2				
40	197522 02	CAM CARRIAGE WHITE (2007,08&ON)	1				
41	194204 01	CAM	1				
42	190119 11	WASHER	2				
43	HSS-0157	SET SCREW	6				
53	HSS-0202	SET SCREW	2				

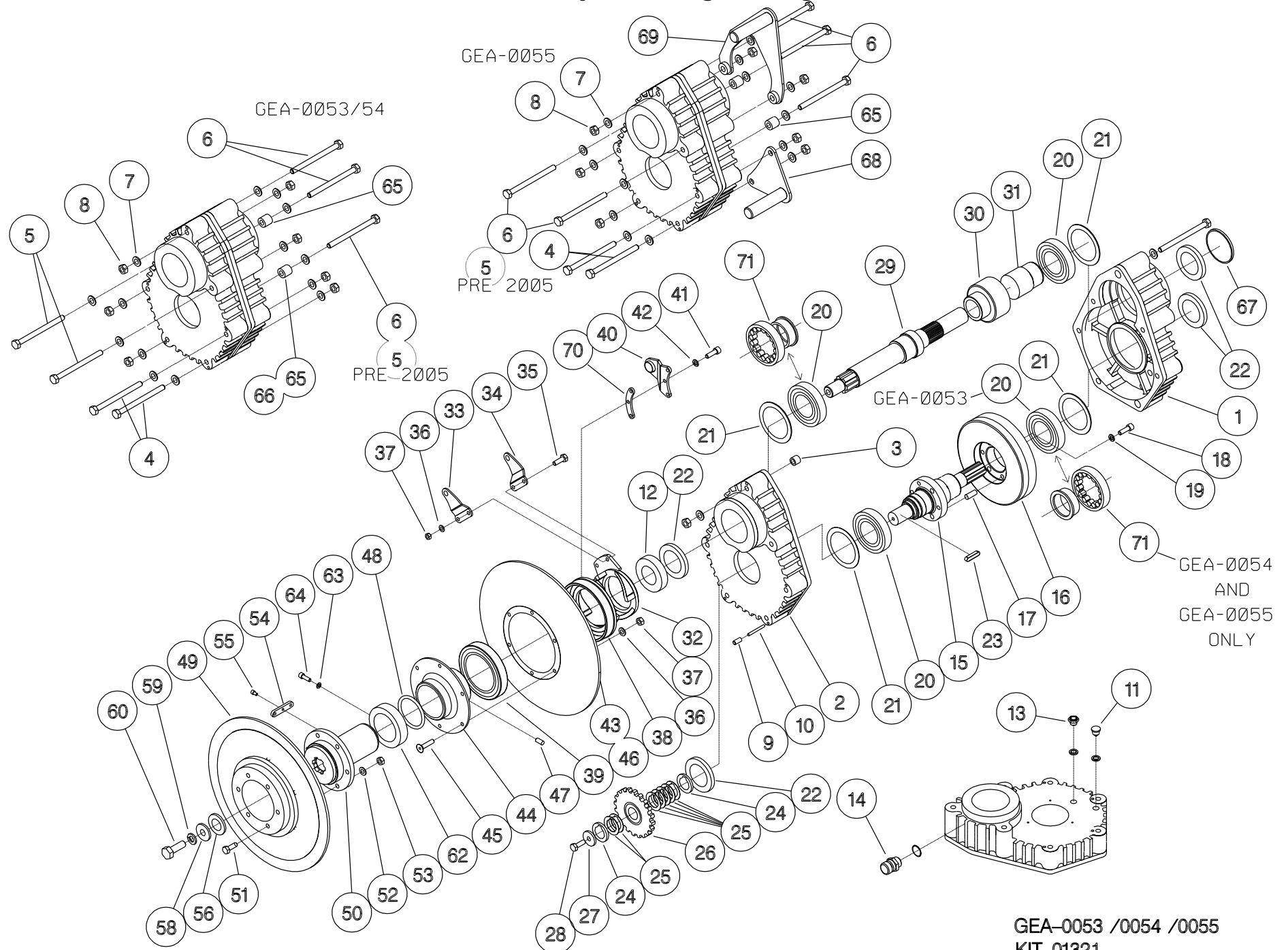
Shelbourne Reynolds Engineering Limited



Shelbourne Reynolds Engineering Limited

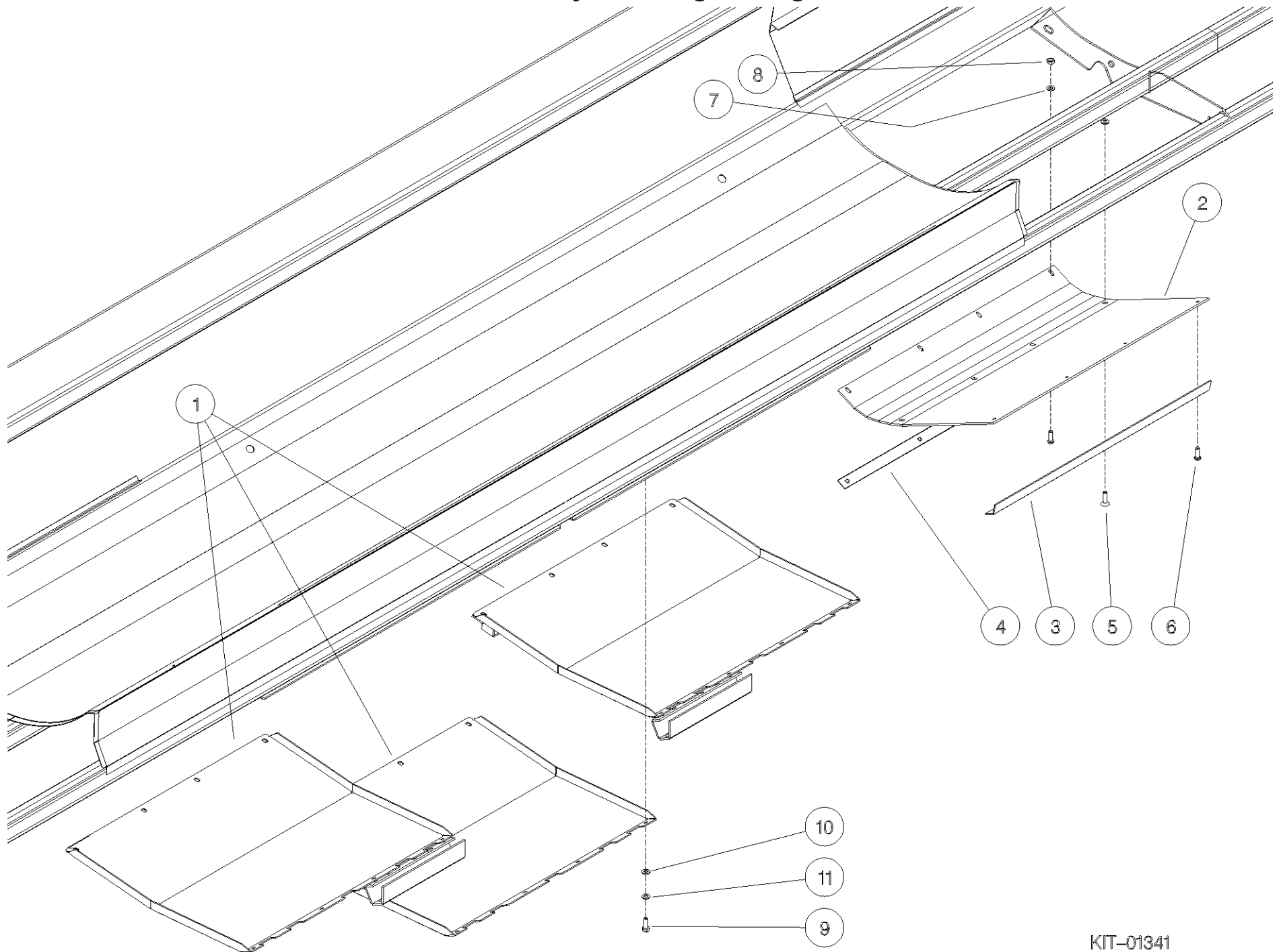
ASSY NUMBER: KIT-01321				ASSY DESCRIPTION: INPUT GEARBOX PULLEY			
ITEM	PART NO	DESCRIPTION	QTY	ITEM	PART NO	DESCRIPTION	QTY
12	BRG-15050	BEARING	1	59	WSH-0070	SPRING WASHER	1
				60	HSS-0315	SET SCREW	1
32	197120 01	ACTUATOR CAM ASSY	1	62	195012 01	'O' RING CAP	1
33	197122 01	ACTUATOR ARM PIVOT PLATE LH	1	63	WSH-0054	SPRING WASHER	3
34	197122 02	ACTUATOR ARM PIVOT PLATE RH	1	64	HSS-0056	SET SCREW	3
35	HSS-0150	BOLT	2				
36	WSH-0012	WASHER USE WITH SCEA08353 AND ITEM 35	14	70	197465 01	CAM ARM SPACER 2006 & ON	1
OR	WSHA30081	WASHER USE WITH SCEA08323	12				
37	NUT-0263	NYLOC NUT USE WITH SCEA08353 AND ITEM 35	14				
OR	NUT-0164	NYLOC NUT USE WITH SCEA08323	12				
38	194970 01	STATIC CAM	1				
39	BRG-19500	BEARING	1				
40	194978 01	STATIC CAM ARM ASSY	1				
OR	198241 01	CAM ARM PLATE	1				
41	SCW-0133	CAP HEAD SCREW 2006&ON	3				
OR	SCW-0133	CAP HEAD SCREW PRE 2006					
42	WSH-0058	SPRING WASHER	3				
43	197462 01	INNER PULLEY	1				
OR	194946 01	INNER PULLEY	1				
44	197463 01	INNER PULLEY HUB	1				
OR	194963 01	INNER PULLEY HUB	1				
45	SCEA08353	CSK SCREW	12				
OR	SCEA08323	CSK SCREW	12				
OR	SCEA08293	CSK SCREW	6				
46	NIP-00600	GREASE NIPPLE	1				
47	SCW-4528	GRUB SCREW	1				
48	ORA390075	O RING	1				
49	194947 01	OUTER PULLEY	1				
50	194961 01	OUTER PULLEY HUB	1				
51	SCCA10323	CAP HEAD SCREW	6				
52	WSH-0015	PLAIN WASHER	6				
53	NUT-0265	NYLOC NUT	6				
54	194960 01	MODIFIED KEY	2				
55	SCW-0080	CAP HEAD SCREW	4				
56	190119 24	WASHER	1				
58	190119 07	WASHER	1				

Shelbourne Reynolds Engineering Limited



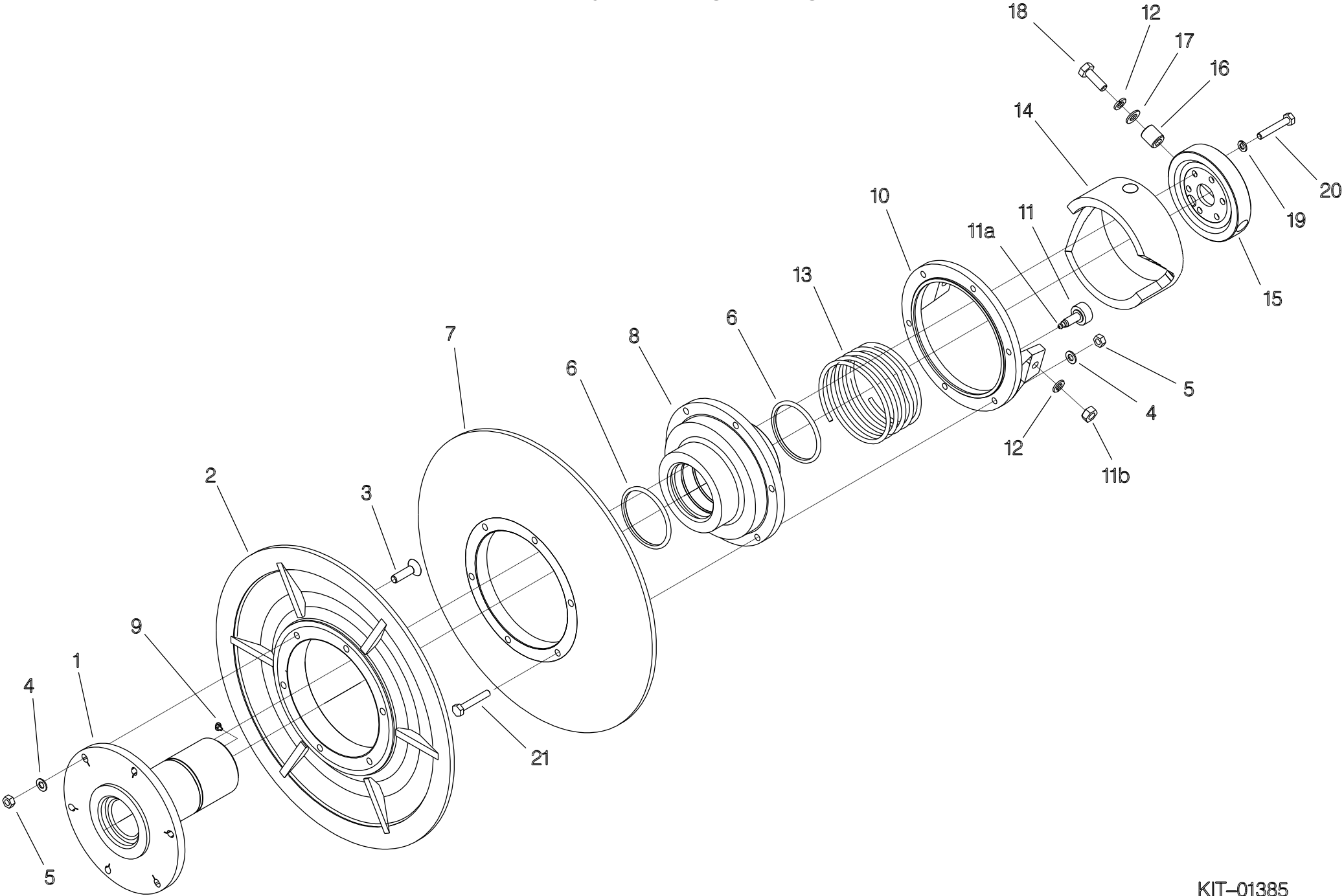
Shelbourne Reynolds Engineering Limited

ASSY NUMBER: KIT-01341				ASSY DESCRIPTION: BELLY/WEAR PLATE KIT			
ITEM	PART NO	DESCRIPTION	QTY	ITEM	PART NO	DESCRIPTION	QTY
1	195866 01	BELLY PAN W/ASSY	3				
2	195111 01	SKID WEAR PLATE	2				
3	195142 01	FIXING PLATE	2				
4	195144 01	FIXING PLATE	2				
5	SCW-1740	SCREW	8				
6	BLT-2700	COACHBOLT	16				
7	WSH-0012	PLAIN WASHER	24				
8	NUT-0263	NYLOC NUT	24				
9	HSS-0191	SET SCREW	8				
10	190119 75	WASHER	4				
11	WSH-0061	SPRING WASHER	8				



Shelbourne Reynolds Engineering Limited

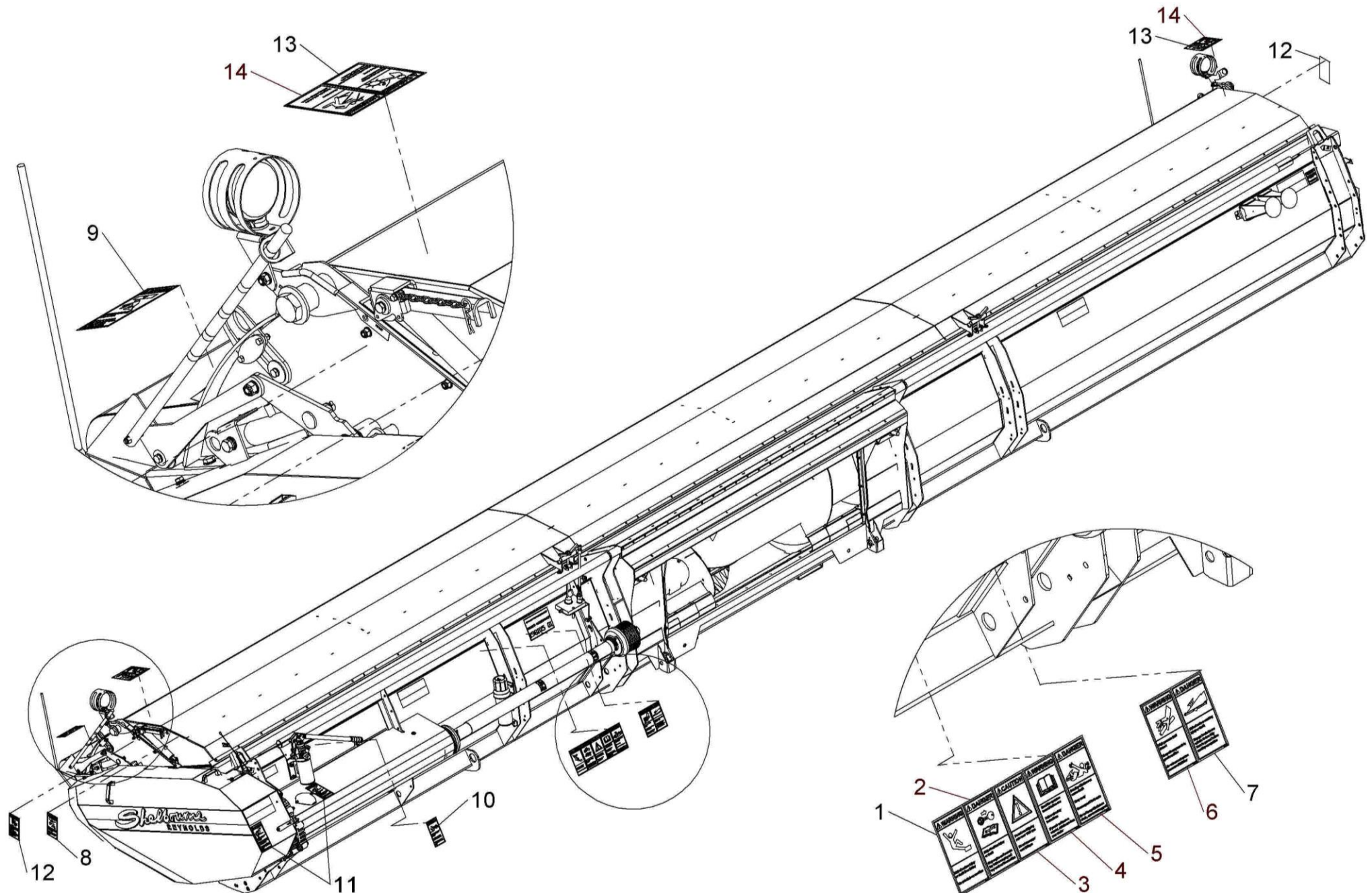
ASSY NUMBER: KIT-01385				ASSY DESCRIPTION: ROTOR PULLEY ASSY (BOLT IN HUBS) 2010 & ON			
ITEM	PART NO	DESCRIPTION	QTY	ITEM	PART NO	DESCRIPTION	QTY
1	199349 01	INNER PULLEY HUB	1				
2	198269 01	INNER FRONT PULLEY	1				
3	SCEA08353	CSK.SOC HD SCREW	6				
4	WSH-0012	PLAIN WASHER	12				
5	NUT-0263	NYLOC NUT	12				
6	ORA300750	O RING	2				
7	198268 01	OUTER FRONT PULLEY	1				
8	199409 01	OUTER PULLEY HUB	1				
9	NIP-00610	GREASE NIPPLE	1				
10	198267 01	CAM FOLLOWER BRACKET	1				
11	197640 01	CAM FOLLOWER BEARING ASSY	2				
11a	NIP-00600	GREASE NIPPLE					
11b	NUTE01100	PLAIN NUT					
12	WSH-0061	SPRING WASHER	4				
13	SPGC00042	SPRING (WHITE)	1				
14	194204 01	CAM	1				
15	197522 02	CAM CARRIAGE	1				
16	194202 01	SLEEVE	2				
17	190119 11	WASHER	2				
18	HSS-0202	SETSCREW	2				
19	WSH-0058	SPRING WASHER	6				
20	HSS-0155	SETSCREW	6				
21	BLTA08350	HEX HEAD BOLT	6				



Shelbourne Reynolds Engineering Limited

ASSY NUMBER: KIT-01401				ASSY DESCRIPTION: SAFETY DECAL KIT NORTH AMERICA			
ITEM	PART NO	DESCRIPTION	QTY	ITEM	PART NO	DESCRIPTION	QTY
1	198835 01	EMBLEM - DO NOT CLIMB	1				
2	198840 01	EMBLEM - STOP ENGINE	1				
3	198838 01	EMBLEM - SPEED RESTRICTION	1				
4	199011 01	EMBLEM - READ OPS MANUAL	1				
5	198842 01	EMBLEM - ROTATING DRIVE LINE	1				
6	198832 01	EMBLEM - HIGH PRESSUE FLUID	1				
7	198844 01	EMBLEM - RISK OF CRUSHING	1				
8	198843 01	EMBLEM - HOOD LOCK	1				
9	198836 01	EMBLEM - CROP DEFLECTOR LOCK	1				
10	198839 01	EMBLEM - AUGER	1				
11	198837 01	EMBLEM - MOVING PARTS UNDER	2				
12	198833 01	EMBLEM - CROP DEFLECTOR HAND	2				
13	198841 01	EMBLEM - ROTOR KEEP AWAY	2				
14	198834 01	EMBLEM - STAND CLEAR ROTOR	2				

Shelbourne Reynolds Engineering Limited



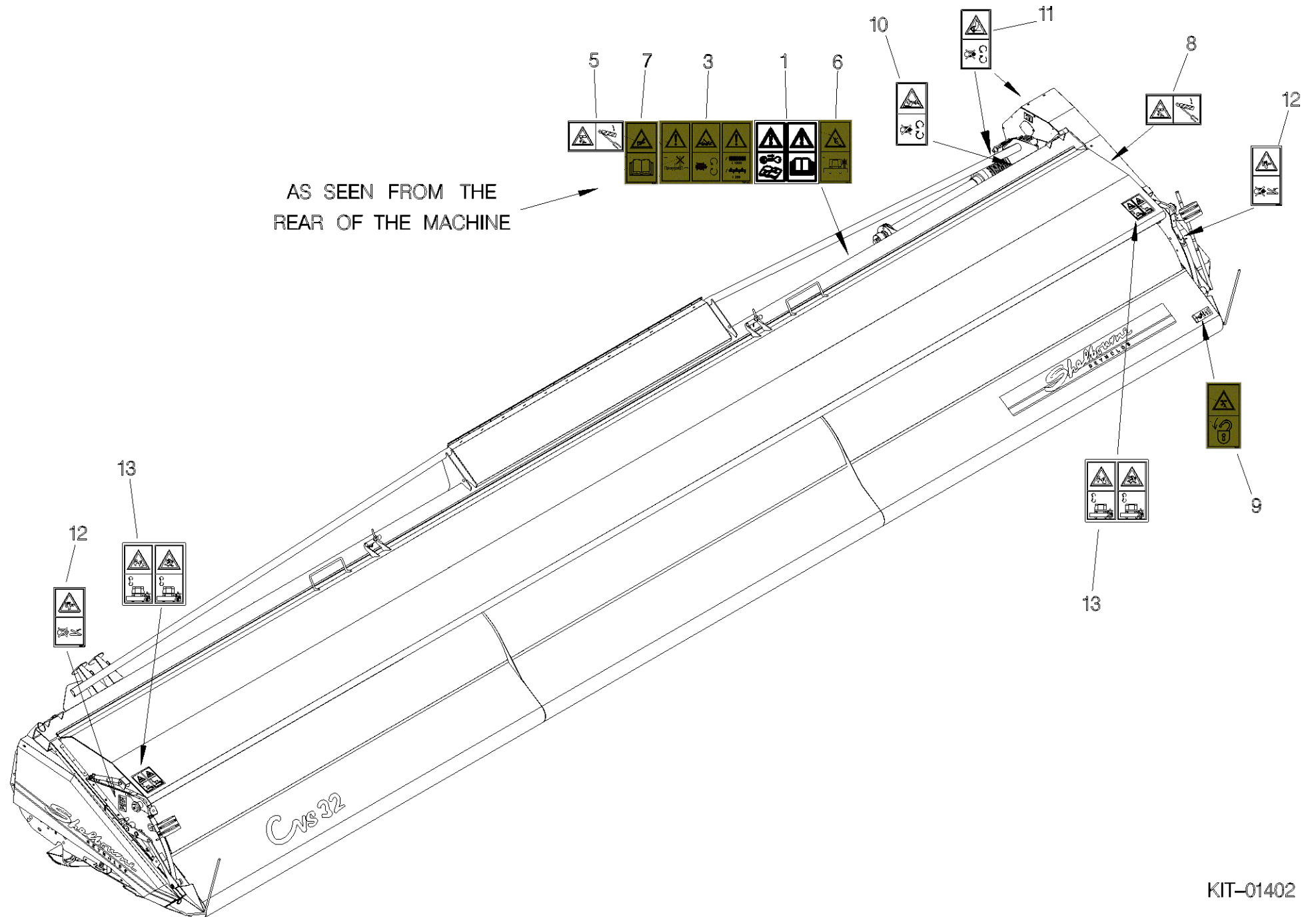
KIT-01401



Shelbourne Reynolds Engineering Limited

ASSY NUMBER: KIT-01402				ASSY DESCRIPTION: SAFETY DECAL KIT ISO			
ITEM	PART NO	DESCRIPTION	QTY	ITEM	PART NO	DESCRIPTION	QTY
1	TNF-0011	EMBLEM - SAFETY MAINTENANCE	1				
2		OPERATORS MANUAL					
3	TNF-0012	EMBLEM - PTO GUARDS	1				
4		ROTOR/AUGER SPEED					
		PTO CHAIN					
5	210435 01	EMBLEM - FEEDER HOUSE LOCK	1				
6	198847 01	EMBLEM - CLIMBING	1				
7	198846 01	EMBLEM - HIGH PRESSURE OIL	1				
8	210435 01	EMBLEM - HOOD LOCK	1				
9	198845 01	EMBLEM - CROP DEFLECTOR LOCK	1				
10	193393 01	EMBLEM - AUGER	1				
11	193392 01	EMBLEM - MOVING PARTS UNDER	2				
12	800215 01	EMBLEM - CROP DEFLECTOR HAND	2				
13	TNF-0010	EMBLEM - FLYING OBJECTS	2				
14		ROTOR ENTANGLEMENT					

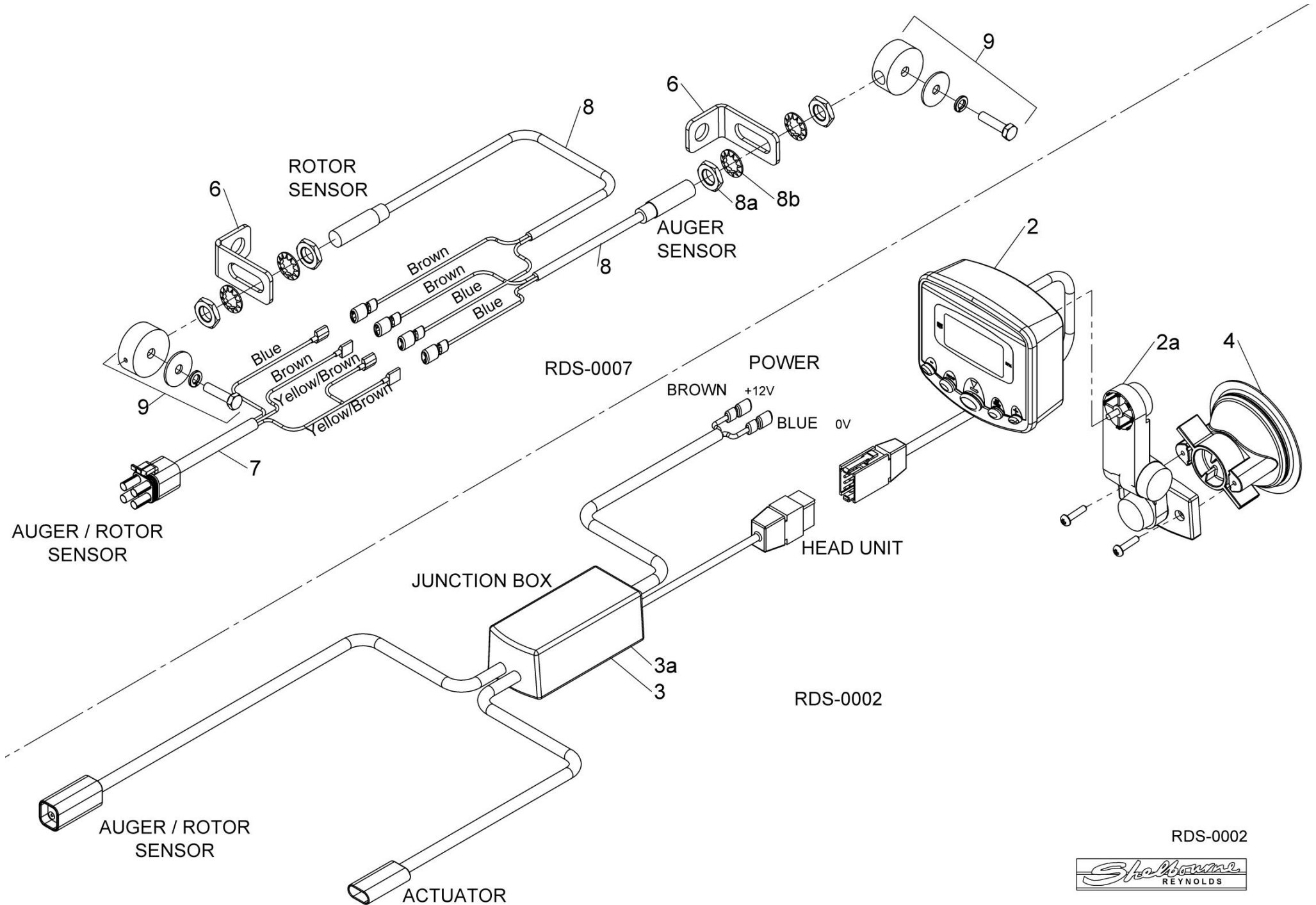
Shelbourne Reynolds Engineering Limited



KIT-01402

Shelbourne Reynolds Engineering Limited

ASSY NUMBER: RDS-0002 & RDS-0007				ASSY DESCRIPTION: RDS EQUIPMENT VARIABLE SPEED			
ITEM	PART NO	DESCRIPTION	QTY	ITEM	PART NO	DESCRIPTION	QTY
1	RDS-0002	COMBINE TACHO HEAD KIT & LOOM STEP DRIVE, INC ITEMS 2 & 3	1				
2	RDS-0027	TACHO HEAD, INC ITEM 2a	1				
2a	RDS-0029	TACHO HEAD FIX.ARM KIT					
3	RDS-0028	JUNCTION BOX/COMBINE LEAD (VS)	1				
3a	FUS-00026	FUSE (15 AMP BLADE)					
4	LCL-01249	RAM MOUNT SUCTION CUP	1				
5	RDS-0007	HEADER LOOM & SENSOR KIT (SD) INC ITEMS 6,7,8 & 9	1				
6	198323 01	SENSOR BRACKET (SLOTTED)	2				
7	RDS-0017	HEADER LEAD	1				
8	RDS-0018	SHAFT SENSOR,INC ITEMS 8a & 8b	2				
8a	RDS-0018A	PLAIN NUT					
8b	WSHA20121	SHAKEPROOF WASHER					
9	RDS-0020	MAGNET CARRIER	2				
9a	HSS-0088	SET SCREW					
9b	WSH-0056	SPRING WASHER					
9c	WSH-1036	PENNY WASHER					

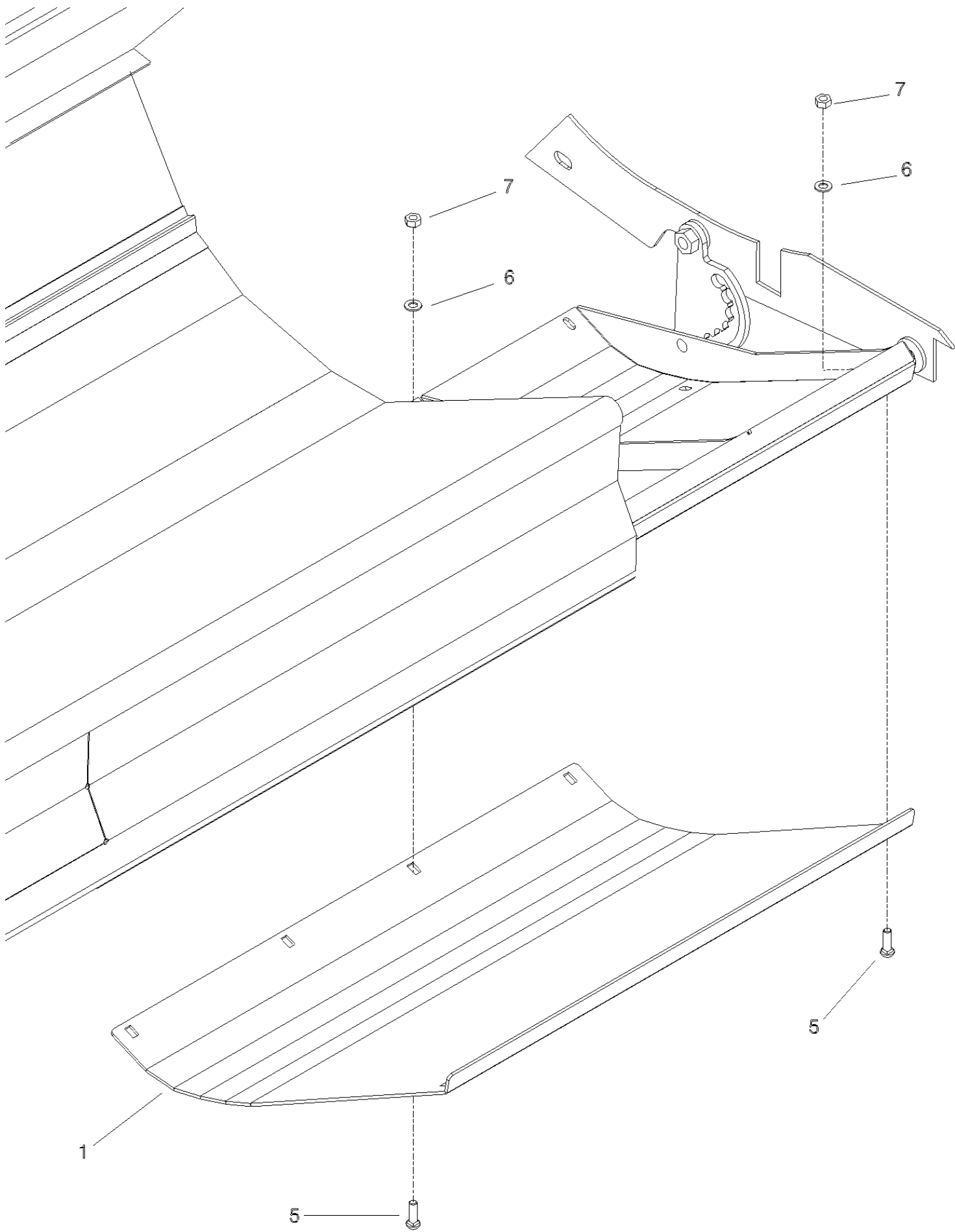


RDS-0002

KIT OPTIONS

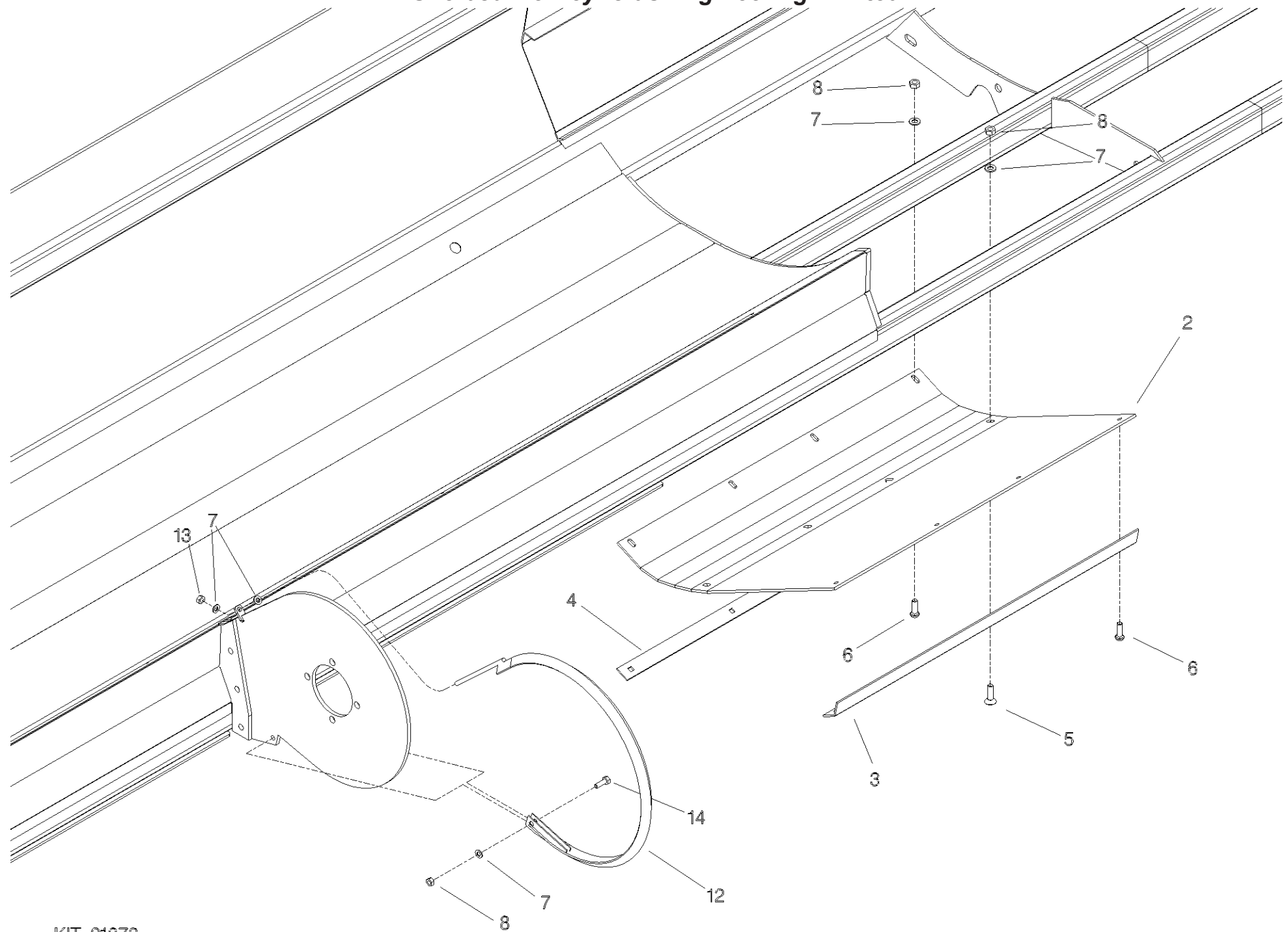
Shelbourne Reynolds Engineering Limited

[illegible]



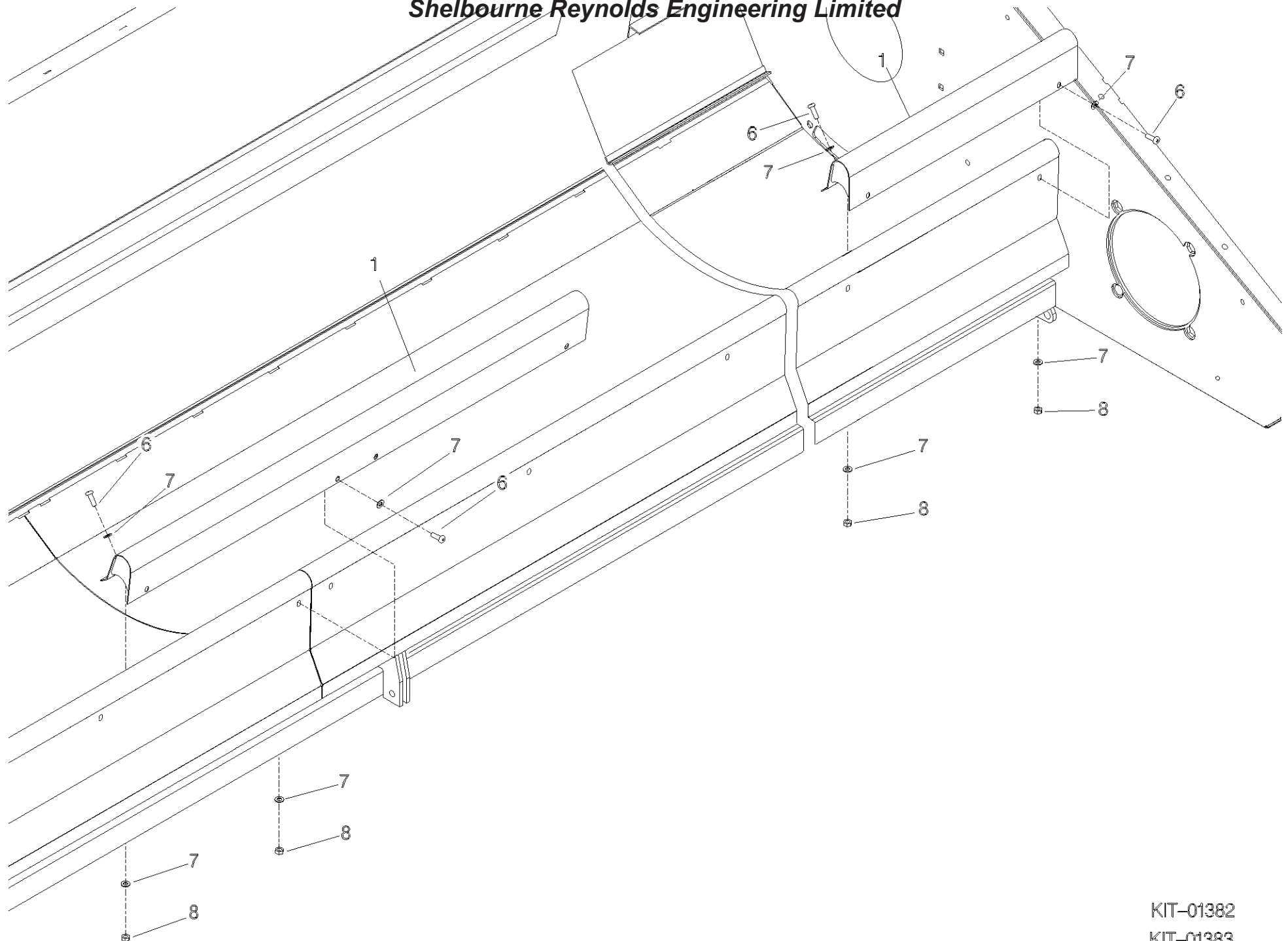
Shelbourne Reynolds Engineering Limited

ASSY NUMBER: KIT-01378				ASSY DESCRIPTION: POLY PLT & VEE STRIP KIT			
ITEM	PART NO	DESCRIPTION	QTY	ITEM	PART NO	DESCRIPTION	QTY
2	195111 01	SKID POLY SLIP PLATE	2				
3	195142 01	POLY PLATE FIXING	2				
4	195144 01	POLY PLATE FIXING	2				
5	SCW-1740	CSK SOCKET HD SCW	8				
6	BLT-2700	BOLT	16				
7	WSH-0012	WASHER	27				
8	NUT-0263	NUT	25				
12	192502 01	VEE STRIP ASSY	1				
13	NUT-0164	NUT	2				
14	HSS-0140	SETSCREW	1				



Shelbourne Reynolds Engineering Limited

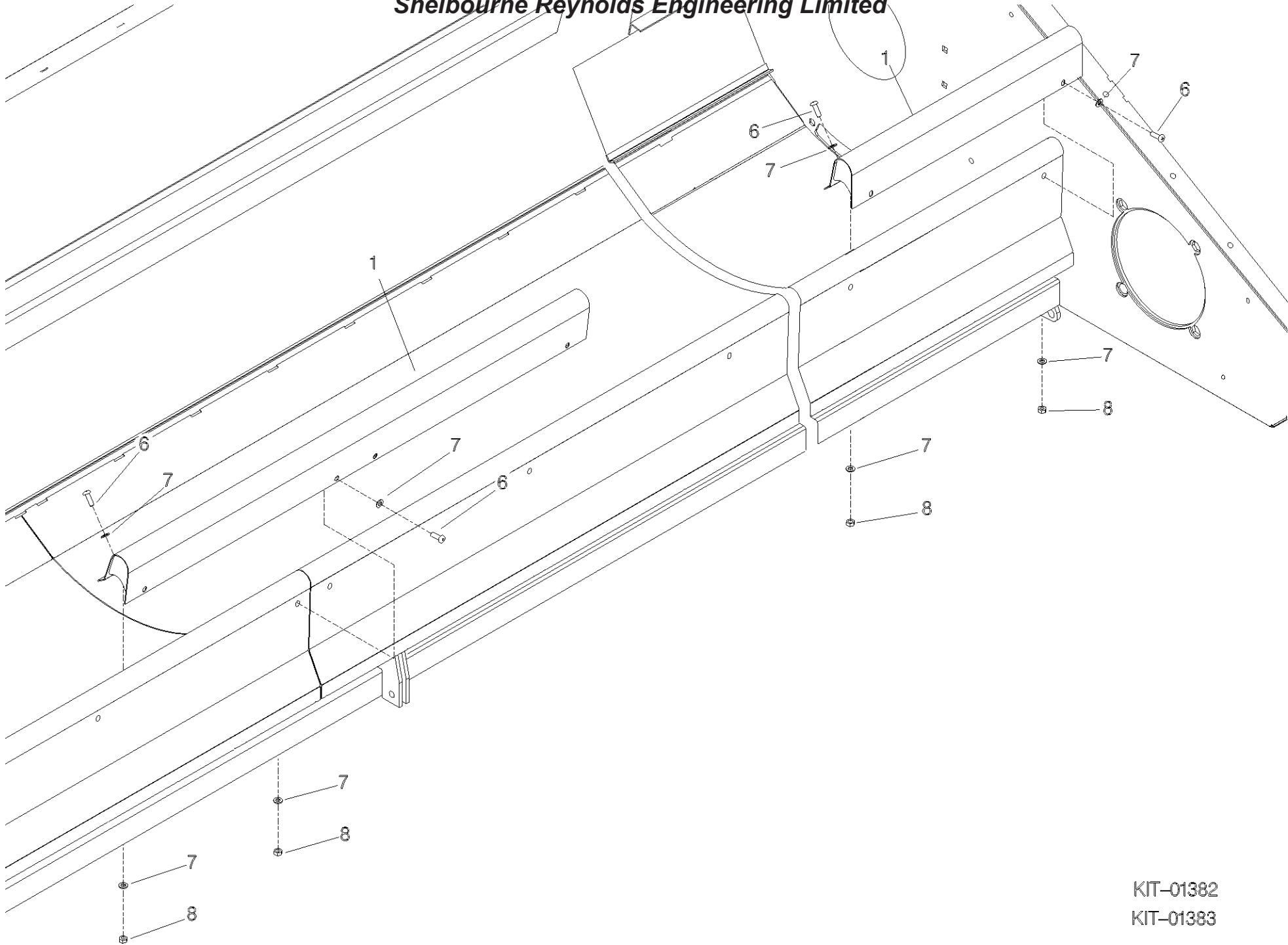
ASSY NUMBER: KIT-01382				ASSY DESCRIPTION: 2009 RSD 1.2mt SPILL PLT EXT KIT			
ITEM	PART NO	DESCRIPTION	QTY	ITEM	PART NO	DESCRIPTION	QTY
1	198215 01	1.2mt SPILL PLT EXT	1				
6	SCW-0525	BUTT HD SCREW	8				
7	WSH-0012	PLAIN WASHER	16				
8	NUT-0263	NYLOC NUT	8				
						FITTING INSTRUCTIONS THIS IS A TWO MAN JOB. ALWAYS WEAR THE APPROPRIATE SAFETY EQUIPMENT. PLACE THE SPILL PLATE EXTENSIONS ONTO THE FRONT OF THE GRAINSTRIPPER. THE HOLES IN THE SPILL PLATES SHOULD LINE UP WITH THOSE IN THE FRONT OF THE GRAINSTRIPPER BOLT TOGETHER LOOSELY. MARK OUT WHERE THE HOLES NEED TO BE DRILLED TO ENABLE YOU TO BOLT THE SPILL PLATES ONTO THE GRAINSTRIPPER PAN. DRILL OUT THE HOLES. BOLT TOGETHER LOOSELY. ONCE ALL THE SPILL PLATES ARE IN PLACE YOU CAN TIGHTEN ALL THE BOLTS.	



KIT-01382
KIT-01383

Shelbourne Reynolds Engineering Limited

ASSY NUMBER: KIT-01383				ASSY DESCRIPTION: SPILL PLT EXT KIT 2009 RSD			
ITEM	PART NO	DESCRIPTION	QTY	ITEM	PART NO	DESCRIPTION	QTY
1	198215 02	SHORT SPILL PLATE ASSY	1				
6	SCW-0525	SKT BUTTON HD SCREW	4				
7	WSH-0012	PLAIN WASHER	8				
8	NUT-0263	NYLOC NUT	4				
						<p>FITTING INSTRUCTIONS.</p> <p>THIS IS A TWO MAN JOB. ALWAYS WEAR THE APPROPRIATE SAFETY EQUIPMENT. PLACE THE SPILL PLATE EXTENSION ONTO THE FRONT OF THE GRAINSTRIPPER. THE HOLES IN THE SPILL PLATES SHOULD LINE UP WITH THOSE IN THE FRONT OF THE GRAINSTRIPPER. BOLT TOGETHER LOOSELY. MARK OUT WHERE THE HOLES NEED TO BE DRILLED TO ENABLE YOU TO BOLT THE SPILL PLATES ONTO THE GRAINSTRIPPER PAN. DRILL OUT THE HOLES. BOLT TOGETHER LOOSELY. ONCE ALL THE SPILL PLATES ARE IN PLACE YOU CAN TIGHTEN ALL BOLTS.</p>	

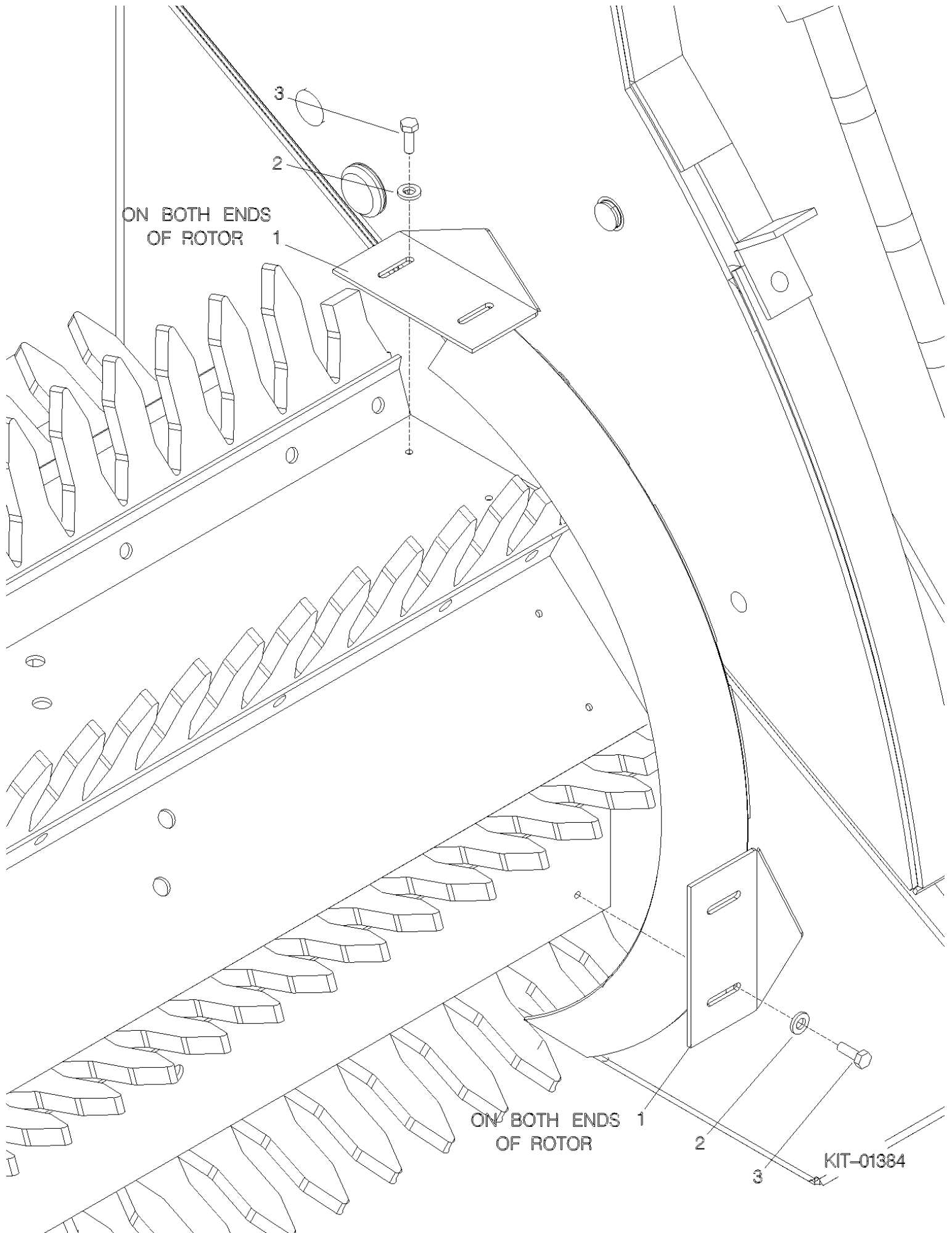


KIT-01382
KIT-01383

Shelbourne Reynolds Engineering Limited

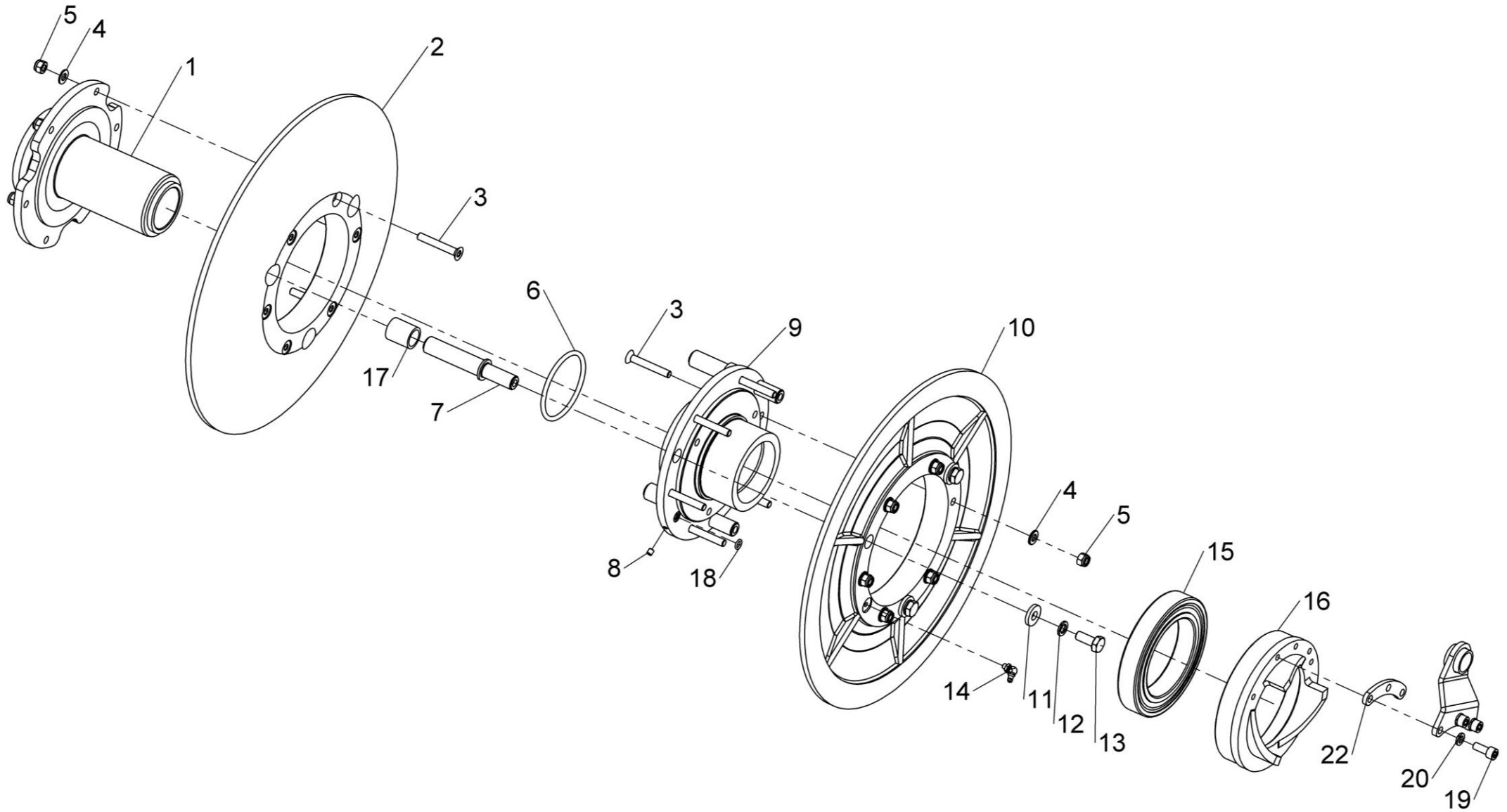
ASSY NUMBER: KIT-01384				ASSY DESCRIPTION: ANTI-WRAP PLATE KIT			
ITEM	PART NO	DESCRIPTION	QTY	ITEM	PART NO	DESCRIPTION	QTY
1	192679 01	ANTI-WRAP PLATE	8				
2	WSH-1034	PENNY WASHER	16				
3	SCW-5180	SELF TAP SCREW	16				

Shelbourne Reynolds Engineering Limited



Shelbourne Reynolds Engineering Limited

ASSY NUMBER: KIT-01386				ASSY DESCRIPTION: REAR PULLEY ASSY (BOLT IN HUBS)			
ITEM	PART NO	DESCRIPTION	QTY	ITEM	PART NO	DESCRIPTION	QTY
1	199350 01	OUTER PULLEY HUB	1				
2	198270 01	OUTER REAR PULLEY	1				
3	SCEA08353	CSK SCREW	12				
4	WSH-0012	PLAIN WASHER	12				
5	NUT-0263	NYLOC NUT	12				
6	ORA300750	O RING	1				
7	198274 02	SPIGOT	3				
8	SCW-4528	GRUB SCREW	1				
9	199410 01	INNER PULLEY HUB	1				
10	198271 01	INNER PULLEY	1				
11	190119 11	WASHER	3				
12	WSH-0061	SPRING WASHER	3				
13	HSS-0191	SETSCREW	3				
14	NIP-00620	GREASE NIPPLE	1				
15	BRG-19500N	BEARING	1				
16	194970 01	STATIC CAM	1				
17	BSHD02056	BRONZE BUSH	3				
18	ORA120080	O RING	1				
19	SCW-0133	CAP HEAD SCREW	3				
20	WSH-0058	SPRING WASHER	3				
21	SEE DRIVE SUB	STATIC CAM ARM	1				
22	197465 01	CAM ARM SPACER	1				

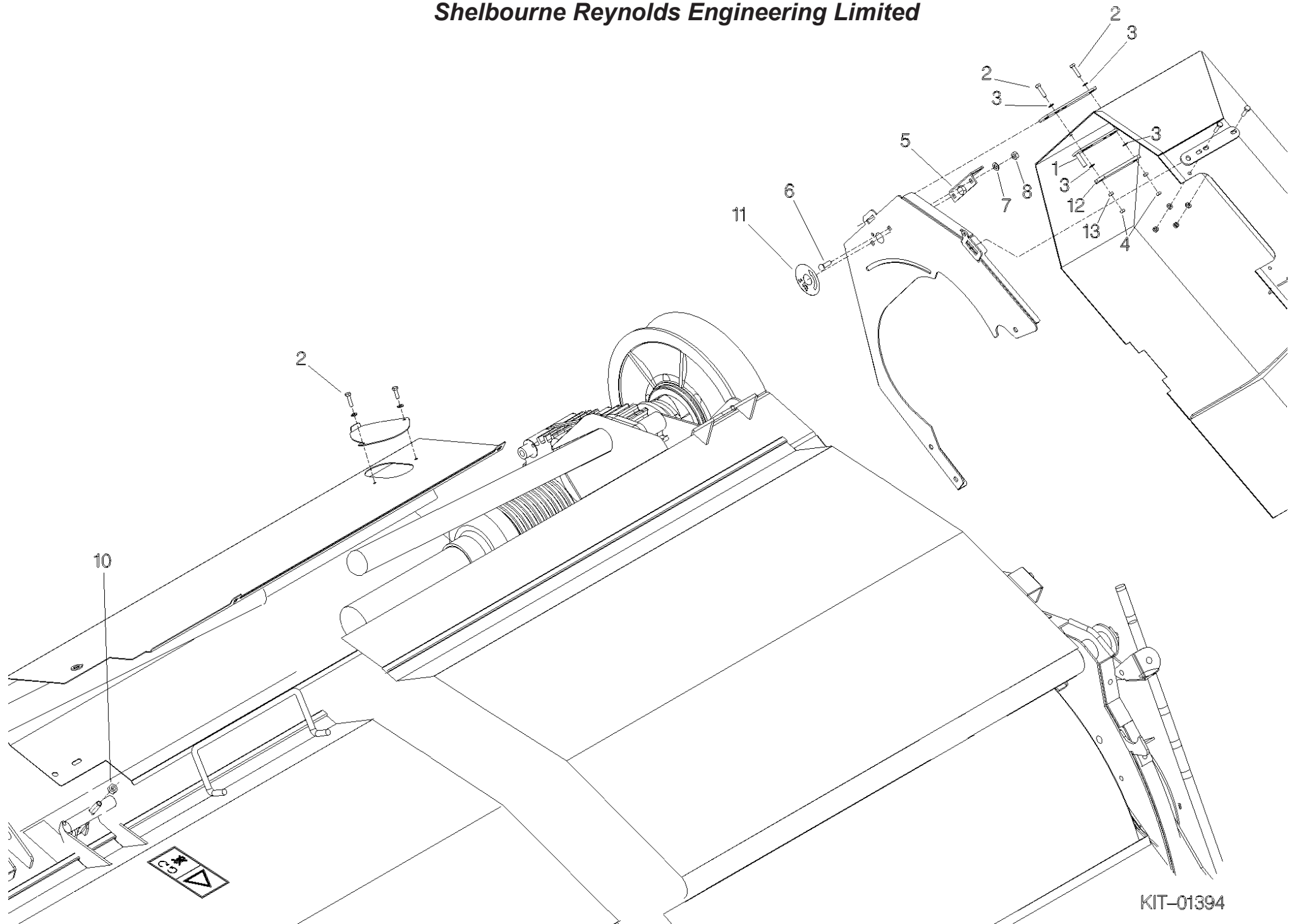


KIT-01386



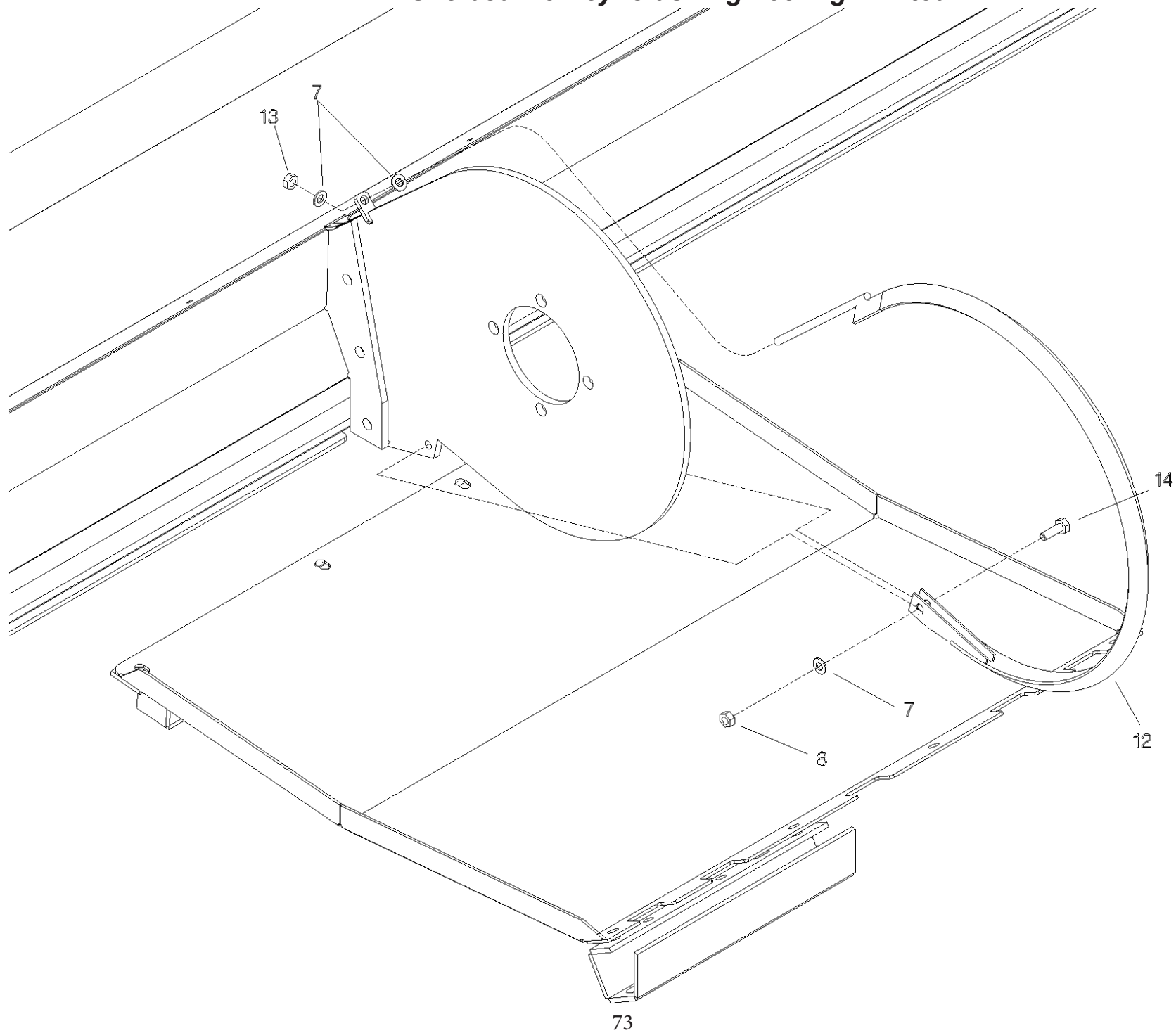
Shelbourne Reynolds Engineering Limited

ASSY NUMBER: KIT-01394				ASSY DESCRIPTION: CE AREA KIT (RSD)			
ITEM	PART NO	DESCRIPTION	QTY	ITEM	PART NO	DESCRIPTION	QTY
1	198318 01	LATCH W/A	1				
2	HSS-0088	SET SCREW	3				
3	WSH-0009	PLAIN WASHER	4				
4	NUT-0260	NYLOC NUT	2				
5	LTC-00040	SLAM LATCH	1				
6	BLT-4710	COACH BOLT	2				
7	WSH-0012	PLAIN WASHER	2				
8	NUT-0263	NYLOC NUT	2				
9							
10	NUT-0170	PLAIN NUT	2				
11	192953 01	TRANSFER (1/4 TURN)	1				
12	199096 01	SLAM LATCH FIXING PLATE	1				
13	NUTA13060	NUTSERT	2				
		FIT SLAM LATCH AND LATCH					
		REMOVE THUMB SCREW AND FIT ITEM 2					
		REMOVE WING NUTS FROM HOOD & FIT ITEM 10					



Shelbourne Reynolds Engineering Limited

ASSY NUMBER: KIT-01403				ASSY DESCRIPTION: VEE STRIP KIT			
ITEM	PART NO	DESCRIPTION	QTY	ITEM	PART NO	DESCRIPTION	QTY
1							
2							
3							
4							
5							
6							
7	WSH-0012	PLAIN WASHER	3				
8	NUT-0263	NYLOC NUT	1				
9							
10							
11							
12	192502 01	VEE STRIP ASSY	1				
13	NUT-0164	PLAIN NUT	2				
14	HSS-0140	SET SCREW	1				



Shelbourne Reynolds Engineering Limited

ASSY NUMBER: KIT-01404				ASSY DESCRIPTION: NON AGGRESSIVE CENTRE FINGER KIT			
ITEM	PART NO	DESCRIPTION	QTY	ITEM	PART NO	DESCRIPTION	QTY
1	198280 01	CENTRE FINGER LH (NON AGG)	8				
2	198280 02	CENTRE FINGER RH (NON AGG)	8				

