

# *RX54 Shelbourne Header (1997)*

## **PARTS MANUAL**

*Shelbourne*  
**REYNOLDS**

Shelbourne Reynolds Engineering Ltd  
Stanton  
Bury St Edmunds  
Suffolk IP31 2AR  
England  
Telephone: 01359 250415  
Fax. No: 01359 250464

(Stores direct 01359 251231)  
(Stores direct 01359 252031)



THE QUEEN'S AWARD FOR  
TECHNOLOGICAL ACHIEVEMENT

THE QUEEN'S AWARD FOR  
EXPORT ACHIEVEMENT



## **SHELBOURNE HEADER PARTS MANUAL**

Your *Shelbourne* Header is designed to fit many different types of combine.

For this reason the machine number index is broken down into sections for identification. Your serial and machine numbers are listed below:

SHELBOURNE HEADER SERIAL NUMBER \_\_\_\_\_

SHELBOURNE HEADER MACHINE NUMBER \_\_\_\_\_

ADAPTOR PLATE ASSEMBLY \_\_\_\_\_

DRIVE KIT \_\_\_\_\_

HYDRAULIC FITTING KIT \_\_\_\_\_

OTHER KIT OPTIONS \_\_\_\_\_

\_\_\_\_\_  
\_\_\_\_\_

This manual contains all parts common to the *Shelbourne* Header and is used in conjunction with the combine fittings manual, which contains the adaptor plate, and drive kit parts and fitting, and any other options available.

### **MACHINE IDENTIFICATION**

The *Shelbourne* Header machine identification number is engraved on a plate on the top right hand corner of the header.

The adaptor plate has a plate on the top right hand corner also with the adaptor plate assembly number engraved on it.

The drive kit can be identified by description, and use of the drive kit identification number marked above.

## ORDERING SPARE PARTS

To ensure that you order the correct part from your SRE dealer please use the following procedure.

### ALWAYS QUOTE THE MACHINE AND SERIAL NUMBERS WHEN ORDERING.

Refer to the front of this parts list book (machine assemblies), decide if the part you want is on:

*Shelbourne* Head  
Adaptor Kit  
Drive Kit

If your part is on the Adaptor Kit, identify by matching the part number from the adaptor plate with that in the top left hand corner of the parts lists. You will find the appropriate drawing accompanying the parts list.

If the part you require is on the drive kit, ensure that you have the parts listing for the correct combine model and width. Then progress through to the next drawing following that list, for indication of that part.

If the part you require is on the *Shelbourne* Head assembly, identify the appropriate assembly by matching the part number from the *Shelbourne* Head with the page with the same number marked on the top left hand side.

Use the following sub assembly numbers and descriptions to find the area of the machine that your part is required, i.e. you need a part which is fitted to the auger, your part will be in the auger assembly parts list.

Having decided which sub-assembly your part should be under, use the number beside that sub-assembly description which will begin with 1960-- -- to find the parts listing of the sub-assembly further on in the manual. The number will be printed in the top left hand corner, the sub-assemblies are in numerical order.

Having found the correct parts list, you will find the corresponding drawing by processing through the manual to the next drawing.

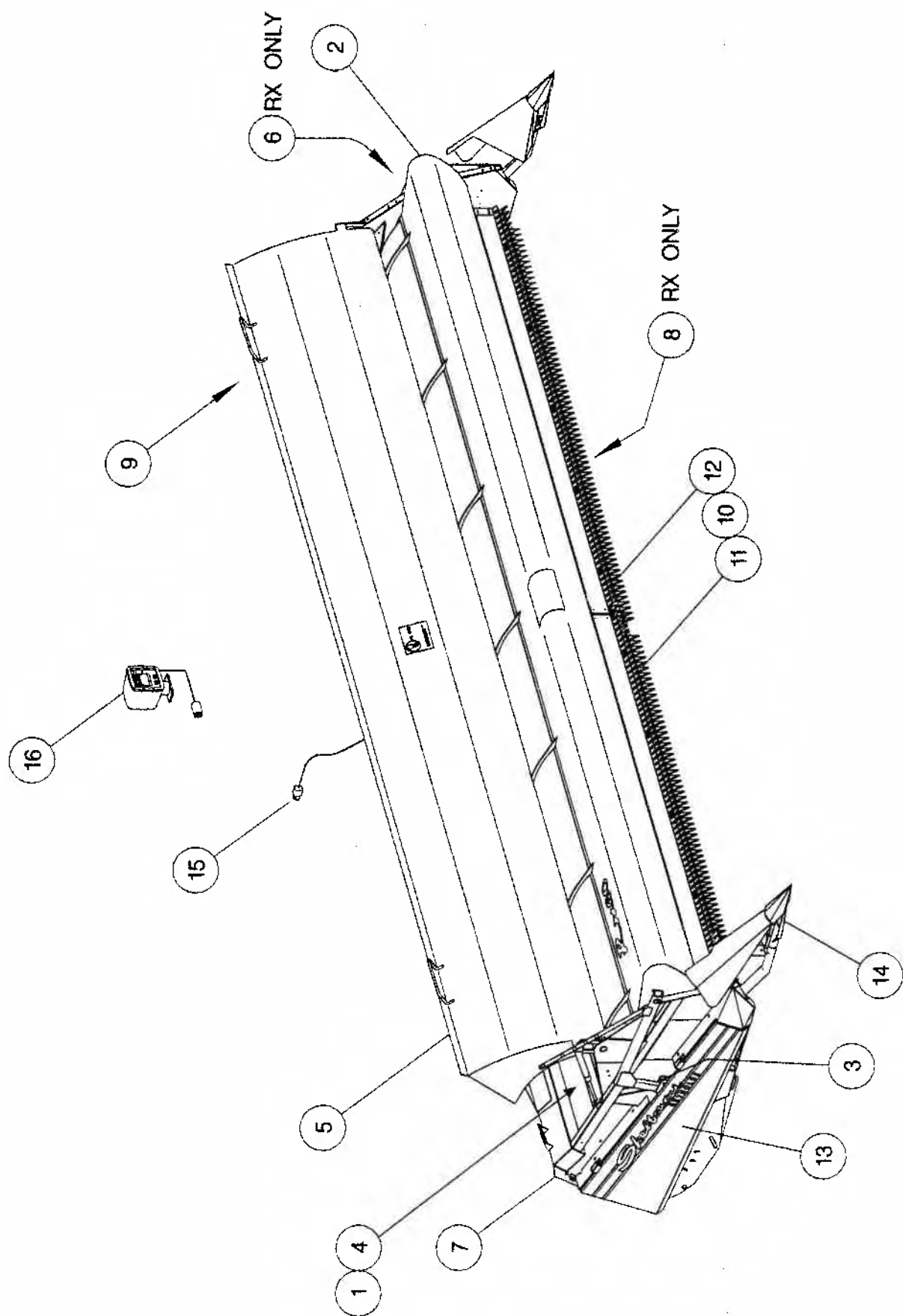
The drawings indicate the components by item numbers which you will find are repeated in the left hand side of your parts listing, and therefore referring to the correct part.

If the item within the sub-assembly is a further collection of parts (i.e. a KIT within a sub assembly) then the parts listing for this will be found just after the 1960-- -- sub-assemblies. These smaller assemblies will be in alphabetical and numerical order.



**Shelbourne Reynolds Engineering Limited**

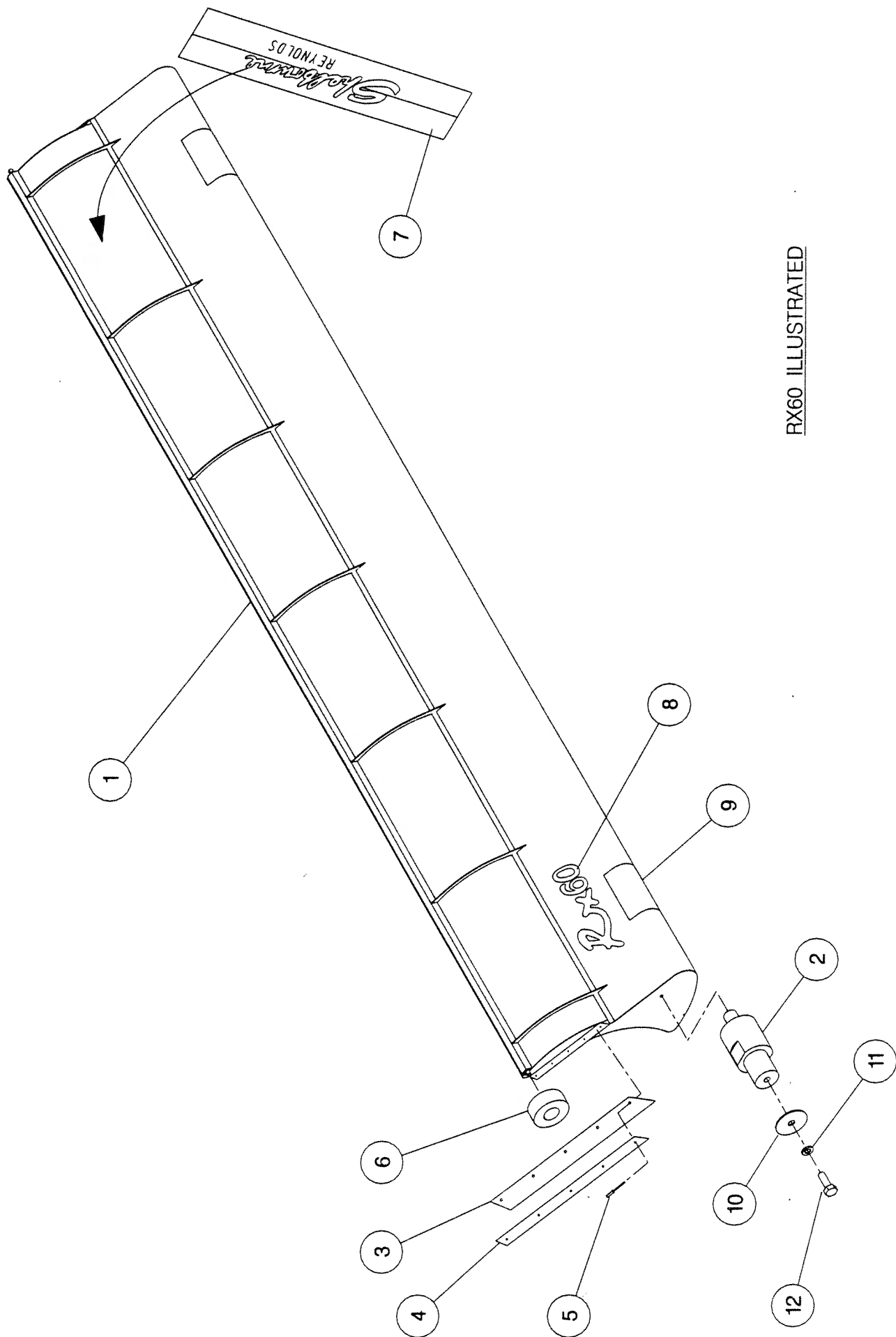
ASSY NUMBER:		196538 09	ASSY DESCRIPTION: RX54 SHAKERPAN SHELBOURNE HEADER(1997)				
ITEM	PART NO	DESCRIPTION	QTY	ITEM	PART NO	DESCRIPTION	QTY
1	196102 04	AUGER MTG SUB	1				
2	196053 09	ADJ CROP DEFLECTOR SUB	1				
3	196060 09	HYDRAULICS	1				
4	196114 09	AUGER ASSY	1				
5	196120 09	HOOD SUB ASSY	1				
6	196067 02	DRIVE COMPONENTS	1				
7	196122 09	FRAME & PARTS	1				
8	196123 09	SHAKER PAN SUB	1				
9	196119 01	ROTOR/AUGER DRIVE SUB	1				
10	196121 01	ROTOR MTG SUB	1				
11	196097 08	STRIPPING ROTOR R/H ASSY	1				
12	196097 11	STRIPPING ROTOR L/H ASSY	1				
13	196118 01	EMBLEMS AND GUARDS	1				
14	196078 01	TORPEDO DIVIDER SUB	1				
15	RDS-0005	HEADER MONITORING KIT	1				
16	RDS-0001	COMBINE MONITOR KIT	1				



**Shelbourne Reynolds Engineering Limited**

ASSY NUMBER:		196053 09		ASSY DESCRIPTION: ADJ.CROP DEFLECTOR SUB ASSY (RX54)			
ITEM	PART NO	DESCRIPTION	QTY	ITEM	PART NO	DESCRIPTION	QTY
1	192730 01	ADJ.CROP DEFLECTOR (5.4M)	1				
2	190361 01	PIVOT BUSH	2				
3	192037 01	RUBBER SEAL	2				
4	192038 01	CLAMP STRIP	2				
5	POP-0006	POP RIVET	10				
6	191642 01	ROLLER	2				
7	191981 01	EMBLEM (SHEL.REYNOLDS)	1				
8	192524 06	EMBLEM (RX54)	1				
9	192718 01	TRANSFER (NO STEP)	1				
10	190119 05	PLAIN WASHER	2				
11	WSH-0058	WASHER	2				
12	HSS-0140	SETSCREW	2				

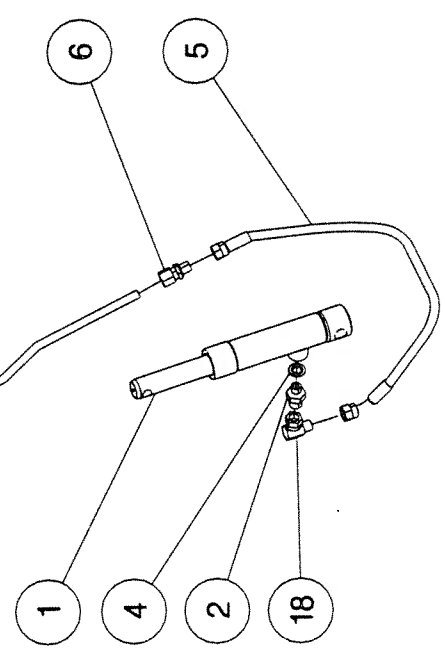
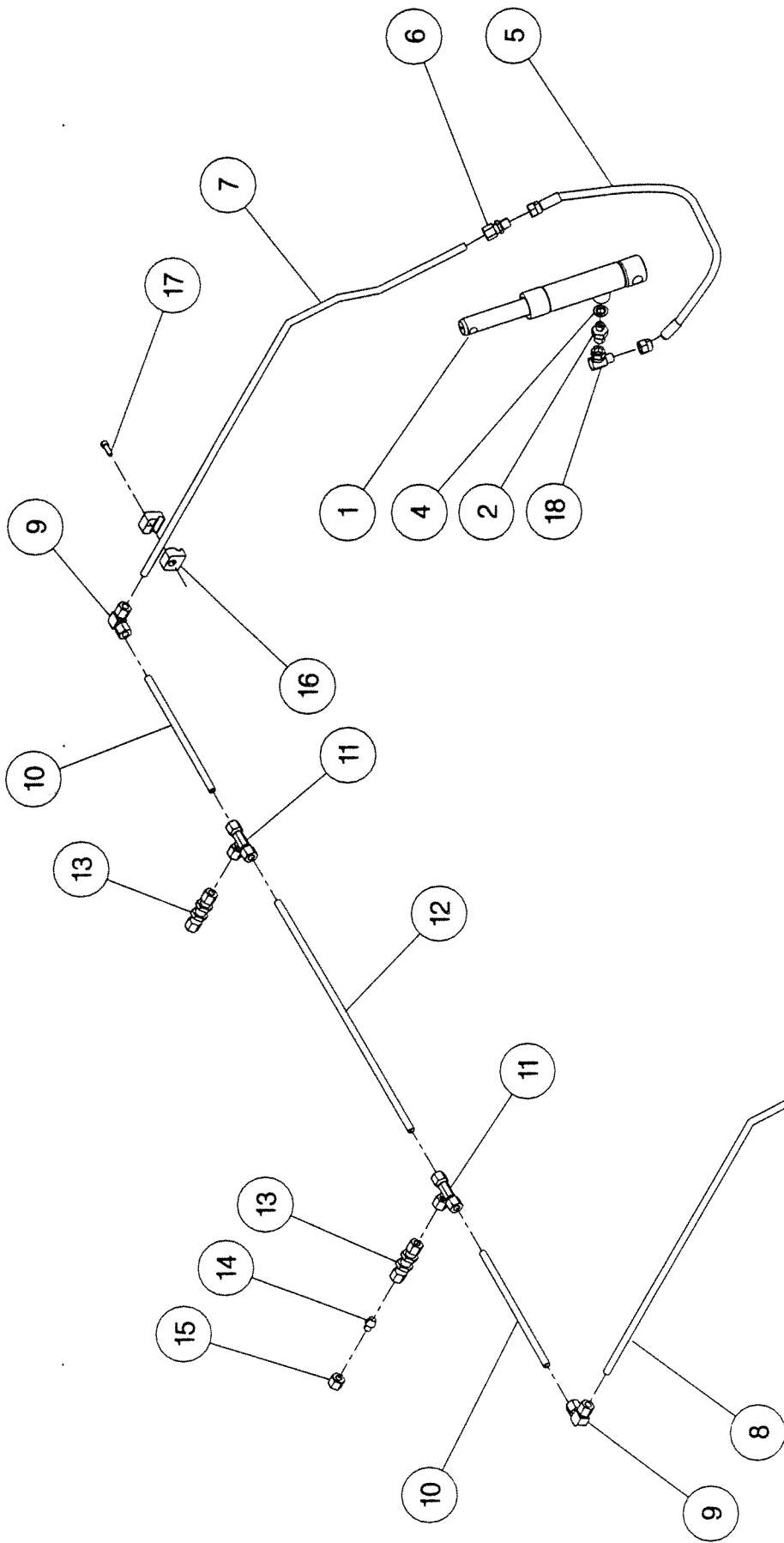




RX60 ILLUSTRATED

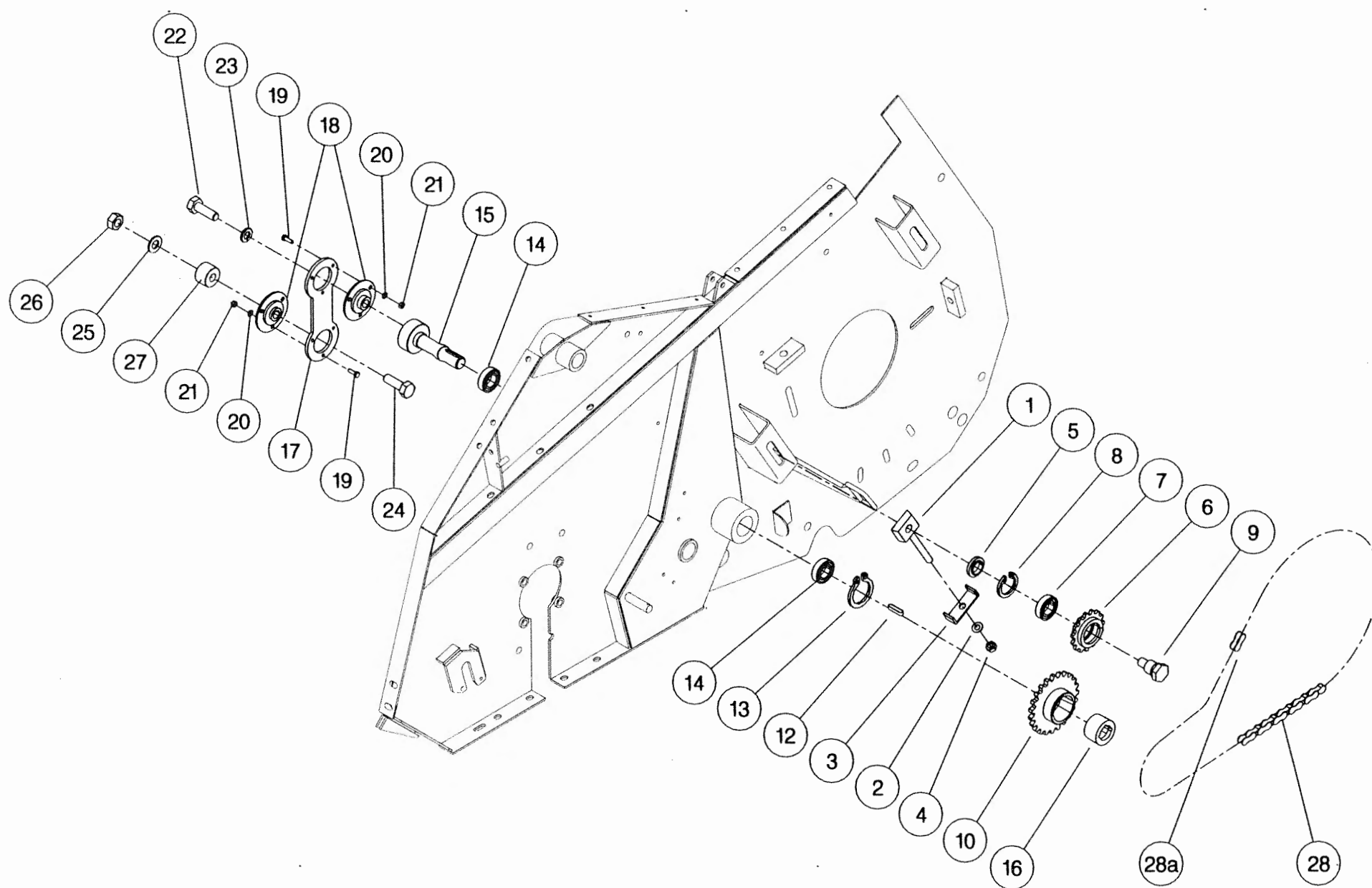
**Shelbourne Reynolds Engineering Limited**

ASSY NUMBER: 196060 09				ASSY DESCRIPTION: HYDRAULIC CIRCUIT SUB 5.4M			
ITEM	PART NO	DESCRIPTION	QTY	ITEM	PART NO	DESCRIPTION	QTY
1	REF	HYDRAULIC RAM	2				
2	190859 01	HYDRAULIC FITTING	2				
3							
4	WSH-1010	DOWTY WASHER	2				
5	HHDC03805	HOSE	2				
6	FIT-0047	HYDRAULIC FITTING	2				
7	192361 01	SIDE PIPE LH	1				
8	192361 02	SIDE PIPE RH	1				
9	FIT-0214	HYD FITTING	2				
10	RP-101480	STEEL PIPE	2				
11	FIT-0212	HYD FITTING	2				
12	RP-102470	STEEL PIPE	1				
13	FIT-0213	HYD FITTING	2				
14	FIT-0215	HYD PLUG FITTING	1				
15	FIT-0051	NUT	1				
16	FIT-1000	PETA CLAMPS	4				
17	SCW-0089	CAP HEAD SCREW	4				
18	HALAA0303	HYD FITTING	2				



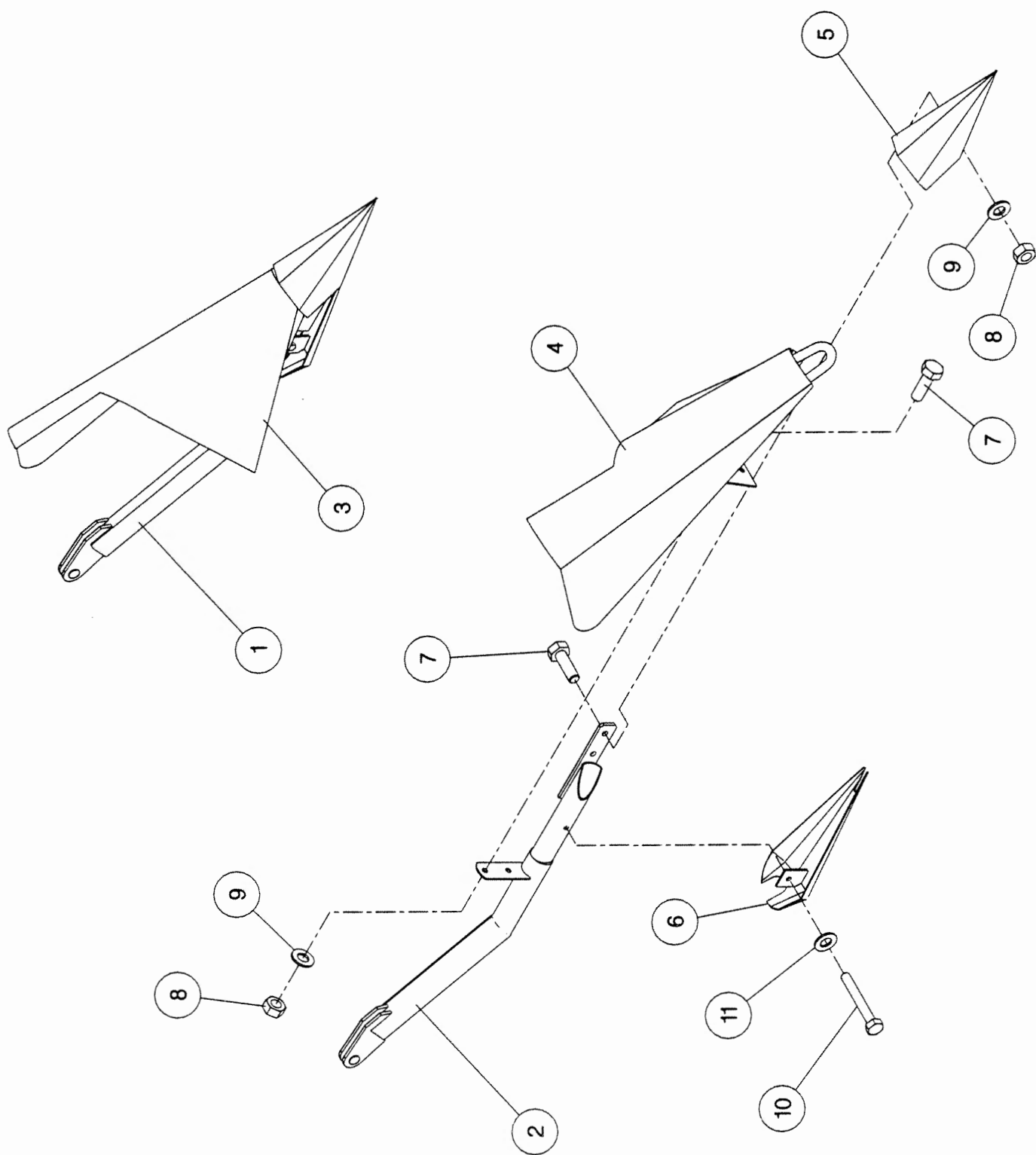
**Shelbourne Reynolds Engineering Limited**

ASSY NUMBER:		ASSY DESCRIPTION:		DRIVE PARTS SHAKERPAN STD			
ITEM	PART NO	DESCRIPTION	QTY	ITEM	PART NO	DESCRIPTION	QTY
1	191777 01	IDLER ADJ SCREW	1				
2	WSH-0018	WASHER	1				
3	191774 01	PLATE	1				
4	NUT-0269	NUT	1				
5	191040 01	SPACER	1				
6	131014 01	SPROCKET IDLER	1				
7	BRG-1995	BEARING	1				
8	CIR-0470	CIRCLIP	1				
9	190060 06	IDLER SPINDLE	1				
10	192258 01	PAN DRIVE SPROCKET 25T	1				
11							
12	K0807035	KEY	1				
13	CIR-1125	CIRCLIP	1				
14	BRG-1994	BEARING	2				
15	192263 01	PAN DRIVE SHAFT	1				
16	BSHZ02553	LOCKING BUSH	1				
17	192265 01	PITMAN	1				
18	BRG-22500	BEARING	2				
19	HSS-0188	SETSCREW	6				
20	WSH-0009	FLAT WASHER	6				
21	NUT-0260	NUT	6				
22	HSS-0318	SETSCREW	1				
23	WSH-0070	SPRING WASHER	1				
24	BLT-2316	BOLT	1				
25	WSH-0024	FLAT WASHER	1				
26	NUT-0271	NUT	1				
27	192344 01	SPACER	1				
28	CHN-01682	CHAIN + JOINER	1				
28a	CHN-01600	CHAIN JOINER LINK	1				



**Shelbourne Reynolds Engineering Limited**

ASSY NUMBER: 196078 01				ASSY DESCRIPTION: TORPEDO DIVIDERS FOR RX & CX MACHINES			
ITEM	PART NO	DESCRIPTION	QTY	ITEM	PART NO	DESCRIPTION	QTY
1	192533 01	DIVIDER ARM LH	1				
2	192533 02	DIVIDER ARM RH	1				
3	192537 01	DIVIDING PLATE LH	1				
4	192537 02	DIVIDING PLATE RH	1				
5	191770 01	NOSE CONE	2				
6	191862 01	SHOE	2				
7	HSS-0191	SETSCREW	8				
8	NUT-0265	NUT	8				
9	WSH-0015	WASHER	8				
10	HSS-0155	BOLT	2				
11	WSH-0058	WASHER	2				







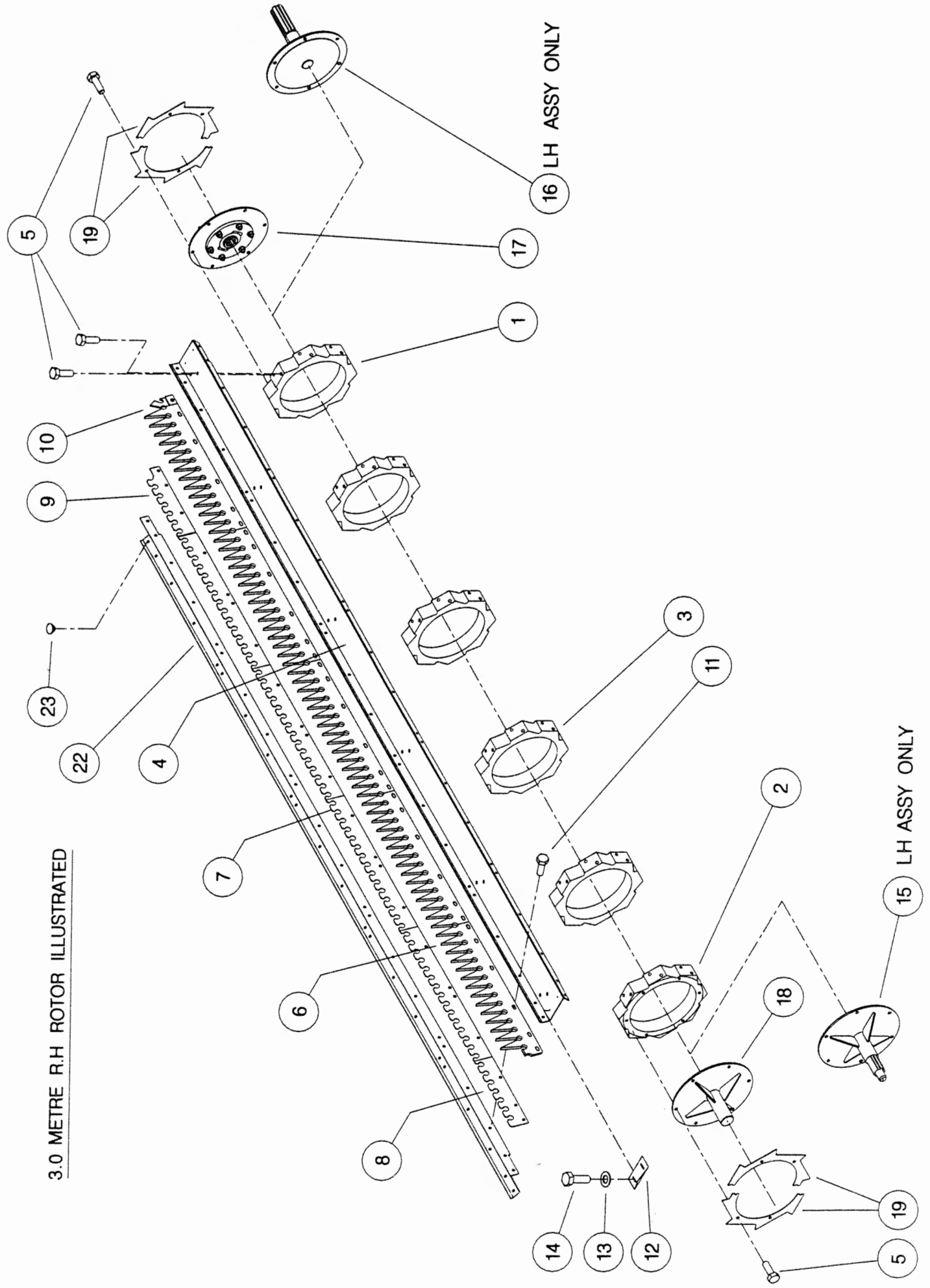
**Shelbourne Reynolds Engineering Limited**

ASSY NUMBER: 196097 08				ASSY DESCRIPTION:STRIPPING ROTOR ASSY (R/H) 2.4m			
ITEM	PART NO	DESCRIPTION	QTY	ITEM	PART NO	DESCRIPTION	QTY
1	192892 01	OUTER HUB CASTING L.H.	1				
2	192892 02	OUTER HUB CASTING R.H.	1				
3	192892 03	INNER HUB CASTING	3				
4	192890 01	ROTOR SECTION 2.4M	7				
5	HSSG10204	SET SCREW	92				
6	191968 02	ELITE ELEMENT	32				
OR	193087 01	ELITE ELEMENT(SLOTTED)	32				
7	192291 01	ANTI WEAR STRIP CTR.	24				
OR	192291 07	S-TYPE STRIP CTR	24				
8	192291 02	ANTI WEAR STRIP END	8				
OR	192291 08	S-TYPE STRIP END	8				
9	192291 03	ANTI WEAR STRIP CTR END	8				
OR	192291 09	S-TYPE STRIP CTR END	8				
10	191865 02	CENTRE FINGER (RH)	8				
11	HSSF08204	SET SCREW	144				
12	192679 01	ANTI WRAP PLATE	8				
13	WSH-1034	PENNY WASHER	16				
14	SCW-5180	SELF TAP.SCREW	16				
15							
16							
17	KIT-00976	BALL COUPLING KIT	1				
18	192899 01	IDLE SHAFT W/ASSY	1				
19	192959 01	OUTER CLAMP RING (HALF)	4				
20							
21							
22	193117 01	ROTOR SECTION 2.4M (HOLE)	1				
23	BPG-00200	BODY PLUG	1				

**Shelbourne Reynolds Engineering Limited**

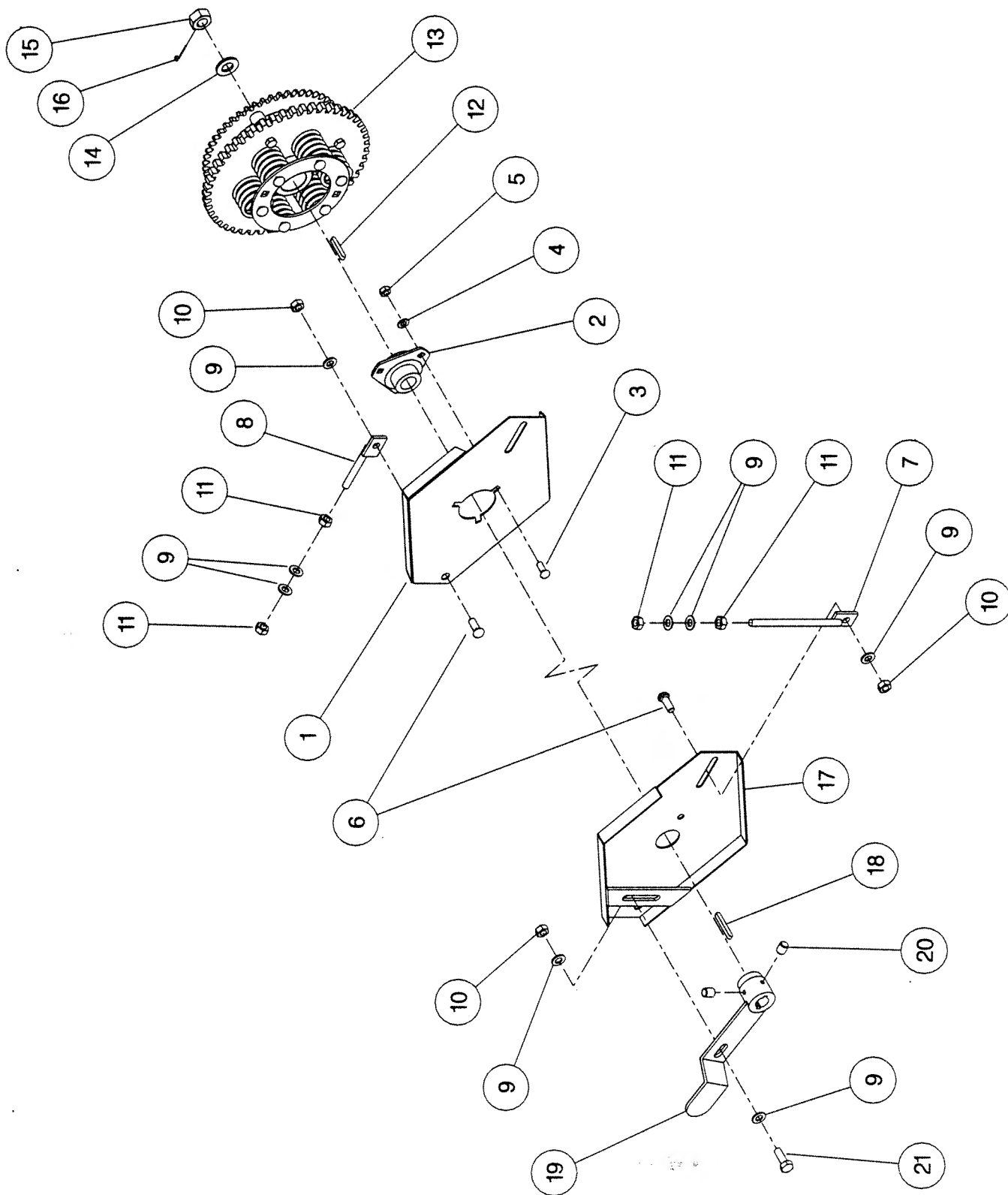
ASSY NUMBER: 196097 11				ASSY DESCRIPTION:STRIPPING ROTOR ASSY (L/H) 3.0m			
ITEM	PART NO	DESCRIPTION	QTY	ITEM	PART NO	DESCRIPTION	QTY
1	192892 01	OUTER HUB CASTING L.H.	1				
2	192892 02	OUTER HUB CASTING R.H.	1				
3	192892 03	INNER HUB CASTING	4				
4	192890 02	ROTOR SECTION 3.0M	8				
5	HSSG10204	SET SCREW	108				
6	191968 02	ELITE ELEMENT	40				
OR	193087 01	ELITE ELEMENT (SLOTTED)	40				
7	192291 01	ANTI WEAR STRIP CTR.	32				
OR	192291 07	S-TYPE STRIP CTR	32				
8	192291 02	ANTI WEAR STRIP END	8				
OR	192291 08	S-TYPE STRIP END	8				
9	192291 03	ANTI WEAR STRIP CTR END	8				
OR	192291 09	S-TYPE STRIP CTR END	8				
10	191865 01	CENTRE FINGER (LH)	8				
11	HSSF08204	SET SCREW	176				
12	192679 01	ANTI WRAP PLATE	8				
13	WSH-1034	PENNY WASHER	16				
14	SCW-5180	SELF TAP.SCREW	16				
15	193103 01	CENTRE SHAFT W/ASSY	1				
16	192897 01	DRIVE SHAFT W/ASSY	1				
17							
18							
19	192959 01	OUTER CLAMP RING (HALF)	4				
20							
21							

3.0 METRE R.H ROTOR ILLUSTRATED



**Shelbourne Reynolds Engineering Limited**

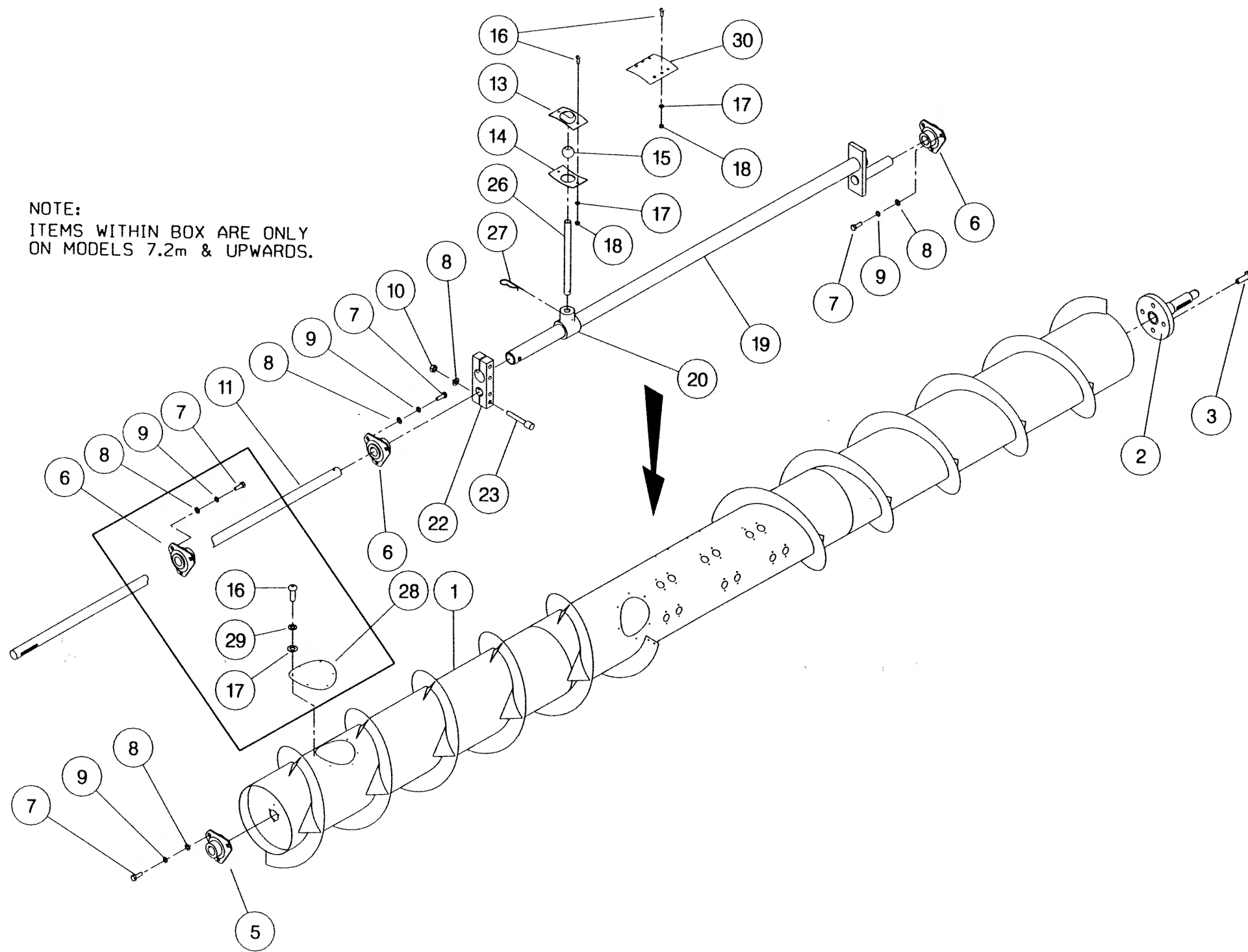
ASSY NUMBER: 196102 04				ASSY DESCRIPTION: AUGER MOUNTING/DRIVE KIT (RX72) 1996			
ITEM	PART NO	DESCRIPTION	QTY	ITEM	PART NO	DESCRIPTION	QTY
1	200035 03	SUPPORT PLATE L.H.	1				
2	BRG-0240	BEARING	1				
3	BLT-3745	COACH BOLT	3				
4	WSH-0015	PLAIN WASHER	3				
5	NUT-0265	NYLOC NUT	3				
6	BLT-3790	COACH BOLT	4				
7	192636 06	VERTICAL ADJUSTER	2				
8	192636 01	HORIZONTAL ADJUSTER	2				
9	WSH-0018	PLAIN WASHER	14				
10	NUT-0269	NYLOC NUT	5				
11	NUT-0170	PLAIN NUT	8				
12	K0807050	KEY	1				
13	KIT-00115	AUGER SLIP CLUTCH (SEE PARTS LIST KIT-00115)	1				
14	WSH-0030	PLAIN WASHER	1				
15	NUT-0580	CASTLE NUT	1				
16	PIN-1150	SPLIT PIN	1				
17	200038 01	SUPPORT PLATE R.H.	1				
18	K0807060	KEY	1				
19	200120 03	ADJUSTER ASSY	1				
20	SCW-4535	GRUB SCREW	2				
21	HSS-0241	SET SCREW	1				



**Shelbourne Reynolds Engineering Limited**

ASSY NUMBER: 196114 09				ASSY DESCRIPTION: AUGER ASSY 5.4M (RET.FIN/LARGE DIA.)			
ITEM	PART NO	DESCRIPTION	QTY	ITEM	PART NO	DESCRIPTION	QTY
1	193213 01	AUGER W.ASSY.	1	27	AUG-03000	HAIRPIN COTTER	
2	192011 01	AUGER DRIVE SHAFT	1			(16 FINGERS OPTION)	16
3	HSSF12204	SET SCREW	4	OR		(20 FINGERS OPTION)	20
4				OR		(24 FINGERS OPTION)	24
5	BRG-2020	BEARING	1	28	193203 01	COVER PLATE	2
6	BRG-0240	BEARING	2	29	WSH-0056	SPRING WASHER	12
7	HSS-0191	SET SCREW	9	30	190735 01	BLANKING PLATE	
8	WSH-0015	PLAIN WASHER	13			(16 FINGERS OPTION)	8
9	WSH-0061	SPRING WASHER	9	OR		(20 FINGERS OPTION)	4
10	NUT-0265	NYLOC NUT	4	OR		(24 FINGERS OPTION)	0
11	192363 04	AUGER SHAFT	1	31			
12				32			
13	AUG-01000	UPPER FINGER PL.(CONCAVE)		33			
		(16 FINGERS OPTION)	16				
OR		(20 FINGERS OPTION)	20				
OR		(24 FINGERS OPTION)	24				
14	AUG-01500	LOWER FINGER PL.(CONVEX)					
		(16 FINGERS OPTION)	16				
OR		(20 FINGERS OPTION)	20				
OR		(24 FINGERS OPTION)	24				
15	AUG-02000	FINGER GUIDE(BALL)					
		(16 FINGERS OPTION)	16				
OR		(20 FINGERS OPTION)	20				
OR		(24 FINGERS OPTION)	24				
16	SCW-4960	BUTT.HD.SKT.SCREW	60				
17	WSH-0009	PLAIN WASHER	60				
18	NUT-0260	NYLOC NUT	48				
19	192368 01	AUGER CRANK	1				
20	AUG-02500	FINGER HOLDER	24				
21							
22	192364 01	AUGER CLAMP	1				
23	SCCA10412	CAP HD SKT SCREW	4				
24							
25							
26	192310 01	FINGER (16mm DIA.)					
		(16 FINGERS OPTION)	16				
OR		(20 FINGERS OPTION)	20				
OR		(24 FINGERS OPTION)	24				

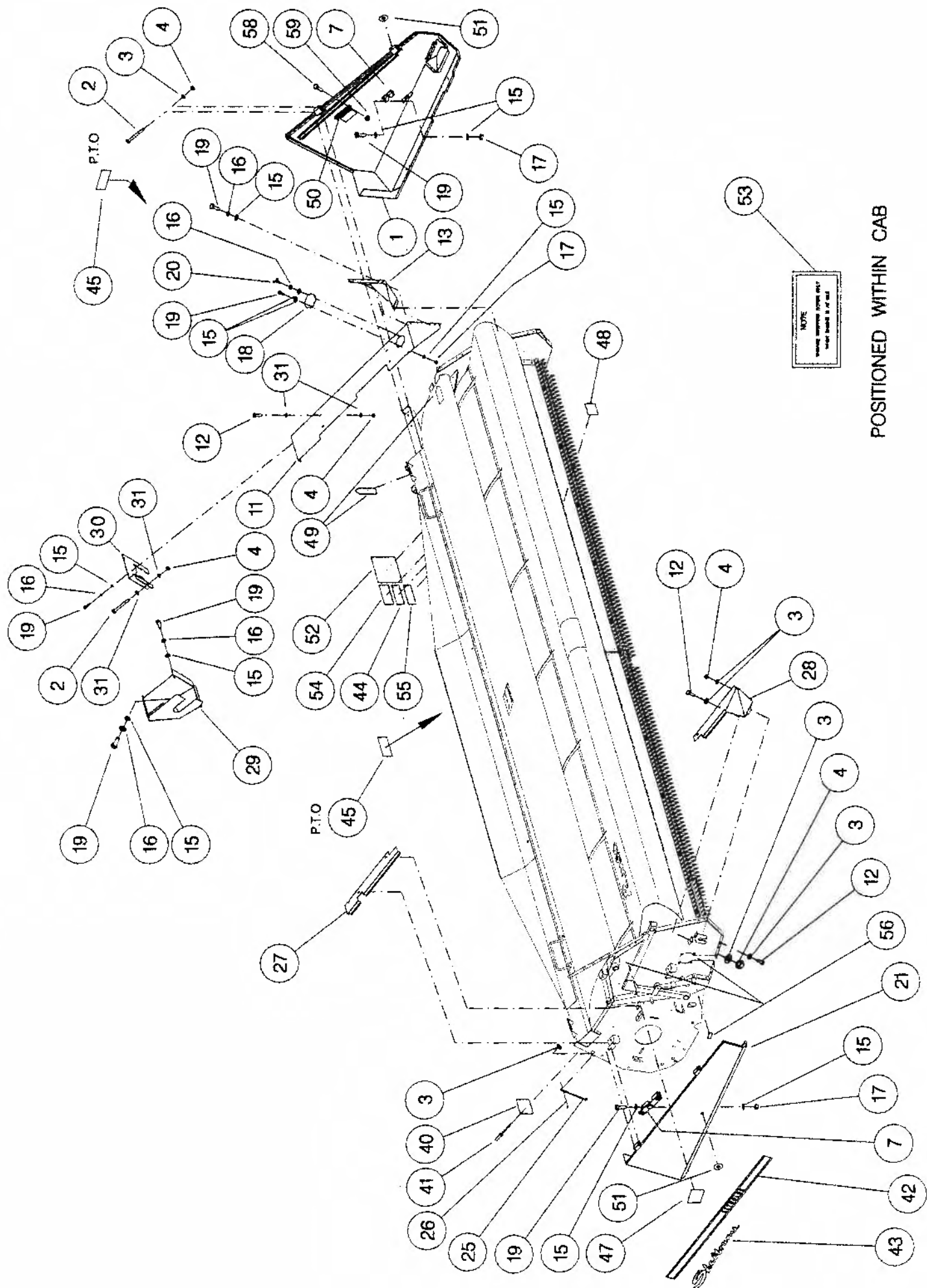
NOTE:  
ITEMS WITHIN BOX ARE ONLY  
ON MODELS 7.2m & UPWARDS.



**Shelbourne Reynolds Engineering Limited**

ASSY NUMBER: 196118 01				ASSY DESCRIPTION: RX EMBLEMS AND GUARDS SUB (1997)			
ITEM	PART NO	DESCRIPTION	QTY	ITEM	PART NO	DESCRIPTION	QTY
1	193299 01	L.H.GUARD	1	39			
2	BLTA08470	BOLT	5	40	191359 01	IDENTIFICATION PLATE	1
3	WSH-0012	PLAIN WASHER	25	41	POP-0006	POP RIVET	4
4	NUT-0263	NYLOC NUT	15	42	191983 01	EMBLEM (STRIPES & REYNOLDS)	2
5				43	191982 01	EMBLEM (SHELBOURNE)	2
6				44	127075 10	EMBLEM (IMPORTANT)	1
7	LTC-00040	SLAM LATCH	2	45	127075 12	EMBLEM (GREASE 10 HOURS)	2
8				46			
9				47	190702 03	EMBLEM (DANGER,KEEP CLEAR)	2
10				48	190702 02	EMBLEM (CAUTION,LOCK BOLTS)	4
11	193297 01	L.H. TOP COVER	1	49	190702 04	EMBLEM (SLING POINT)	4
12	HSS-0140	SET SCREW	10	50	192839 01	EMBLEM (SHEARBOLT PART No.)	1
13	192570 01	FRONT DEFLECTOR L.H.	1	51	192953 01	EMBLEM (1/4 TURN)	2
14				52	190849 01	EMBLEM (WARNING)	1
15	WSH-0009	PLAIN WASHER	14	53	190848 05	EMBLEM (CAB)	1
16	WSH-0056	SPRING WASHER	8	54	192376 01	EMBLEM (PTO WARNING)	1
17	NUT-0260	NYLOC NUT	5	55	193091 01	EMBLEM (AUGER MAX.SPEED)	1
18	191355 01	COVER	1	56	127075 16	EMBLEM (GREASE 50 HOURS)	6
19	HSS-0084	SET SCREW	12	57			
20	SCW-4700	WING SCREW	1	58	BLTA08350	SHEARBOLT	10
21	192940 01	R.H.GUARD	1	59	NUT-0164	NUT	10
22							
23							
24							
25	191370 01	GUARD STAY	1				
26	PIN-1088	SPLIT PIN	1				
27	192338 01	R.H.TOP COVER (REAR)	1				
28	192569 01	R.H.TOP COVER (FRONT)	1				
29	192555 01	REAR DRIVE GUARD	1				
30	193009 01	REAR UPPER GUARD	1				
31	WSH-1038	PENNY WASHER	2				
32							
33							
34							
35							
36							
37							
38							

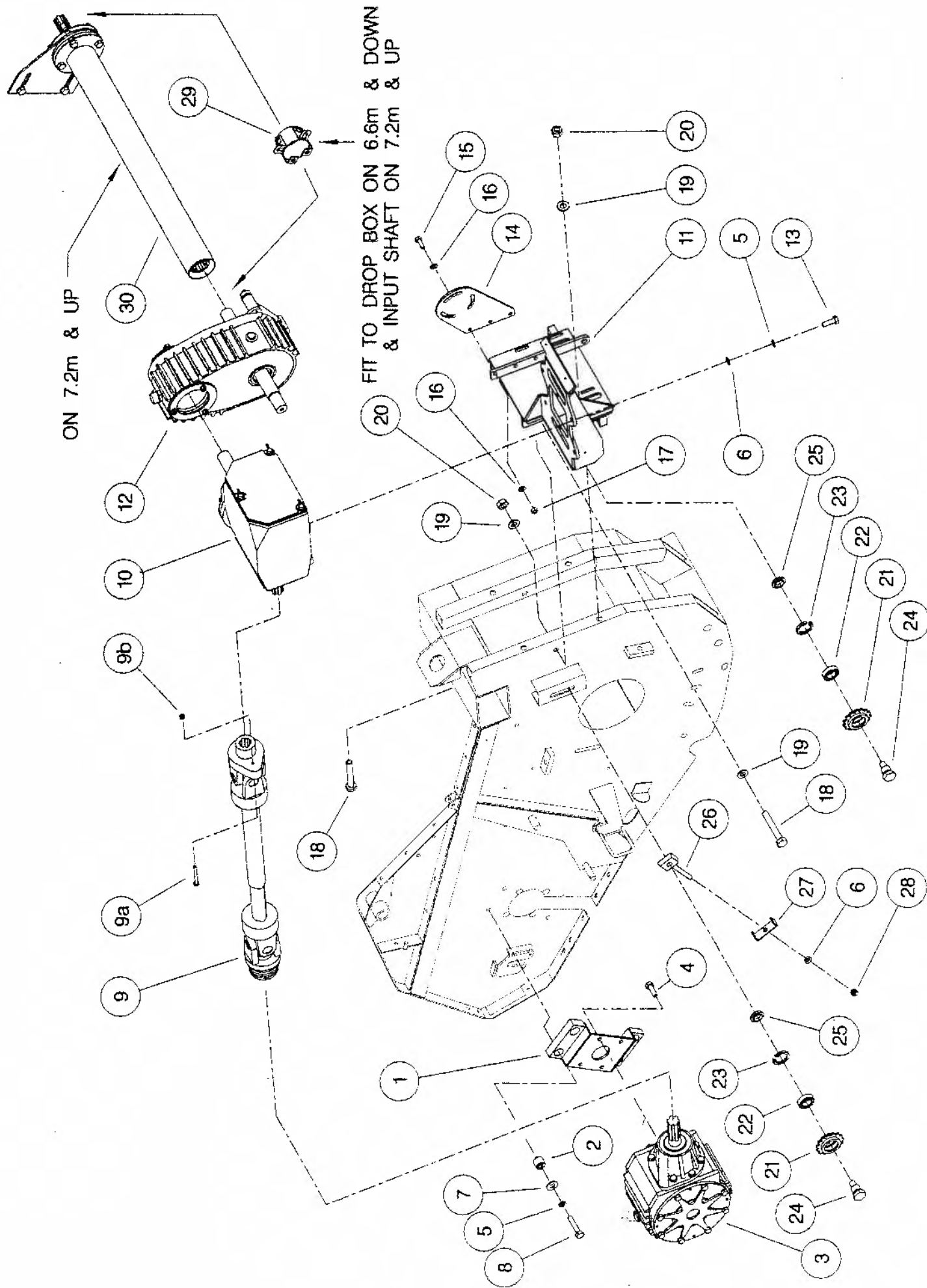




POSITIONED WITHIN CAB

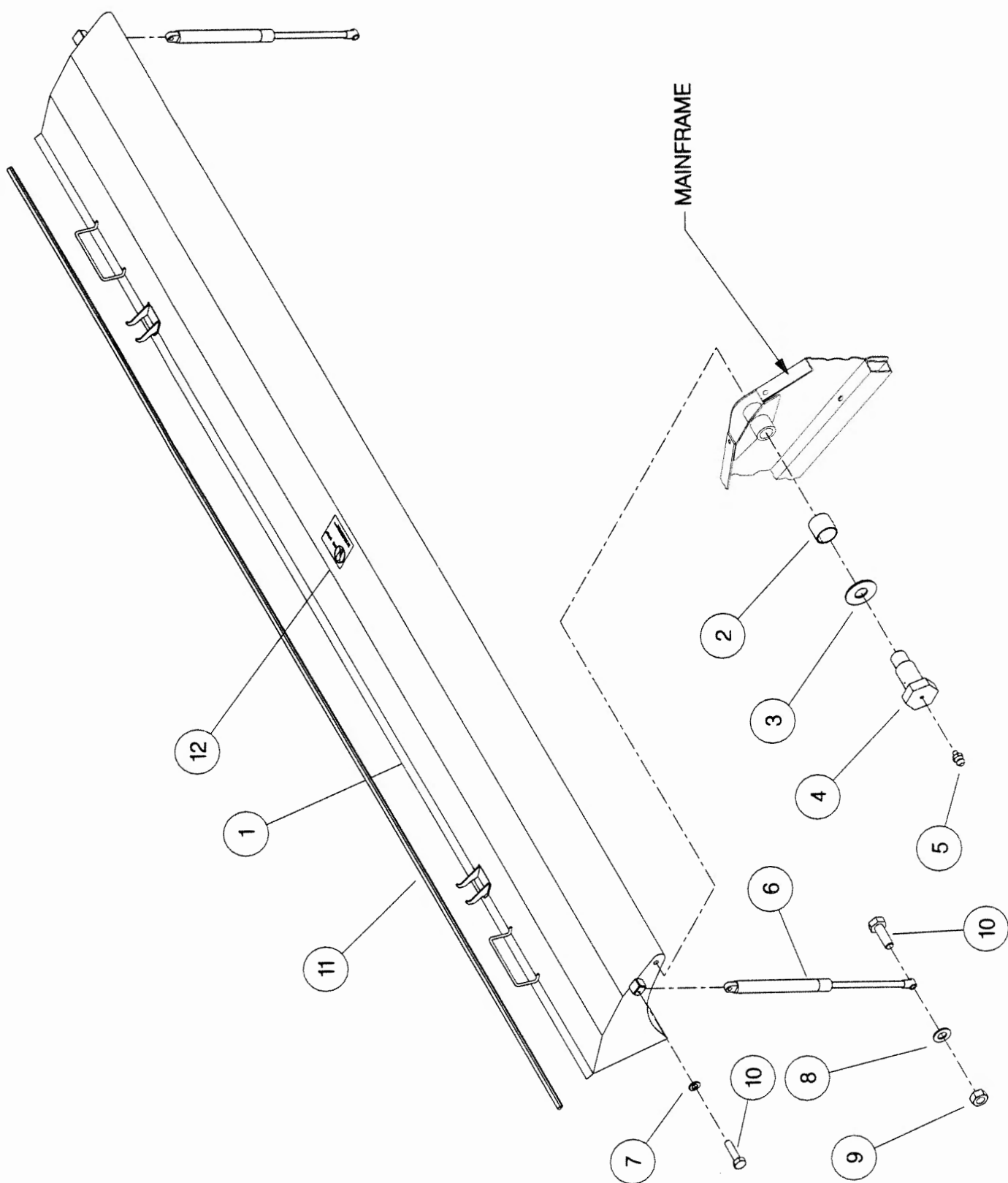
**Shelbourne Reynolds Engineering Limited**

ASSY NUMBER:		ASSY DESCRIPTION: ROTOR/AUGER DRIVE 1997 (5.4 - 6.6M)					
ITEM	PART NO	DESCRIPTION	QTY	ITEM	PART NO	DESCRIPTION	QTY
1	191652 01	GEARBOX BRACKET	1	29	KIT-00525	PTO GUARD KIT	1
2	BSH-1530	BUSH	4				
3	GEA-0095	BEVEL GEARBOX (SEE PARTS LIST GEA-0095)	1				
4	HSSG12174	SET SCREW	4				
5	WSH-0065	SPRING WASHER	10				
6	WSH-0018	PLAIN WASHER	8				
7	190119 04	PLAIN WASHER	4				
8	BLTA12290	BOLT	4				
9	PTO-09010	POWER SHAFT	1				
9a	BLT-2158	SHEAR BOLT					
9b	NUT-0164	NUT					
10	GEA-0135	FIVE SPEED GEARBOX ASSY (SEE PARTS LIST GEA-0135)	1				
11	192091 01	GEARBOX BRACKET (ALUM./FINS)	1				
12	GEA-0101	DROPBOX ASSY (SEE PARTS LIST GEA-0101)	1				
13	HSS-0238	SET SCREW	6				
14	191680 01	DROP BOX SUPPORT PLATE	1				
15	HSS-0194	SET SCREW	3				
16	WSH-0015	PLAIN WASHER	6				
17	NUT-0265	NYLOC NUT	3				
18	BLT-2316	BOLT	4				
19	WSH-0024	PLAIN WASHER	6				
20	NUT-0271	NYLOC NUT	4				
21	131041 01	SPROCKET IDLER (3/4" PITCH)	2				
22	BRG-1995	BEARING	2				
23	CIR-0470	CIRCLIP	2				
24	190060 06	IDLER SPINDLE	2				
25	191040 01	IDLER SPACER	2				
26	191777 01	IDLER ADJ SCREW	1				
27	191774 01	PLATE	1				
28	NUT-0269	NUT	1				



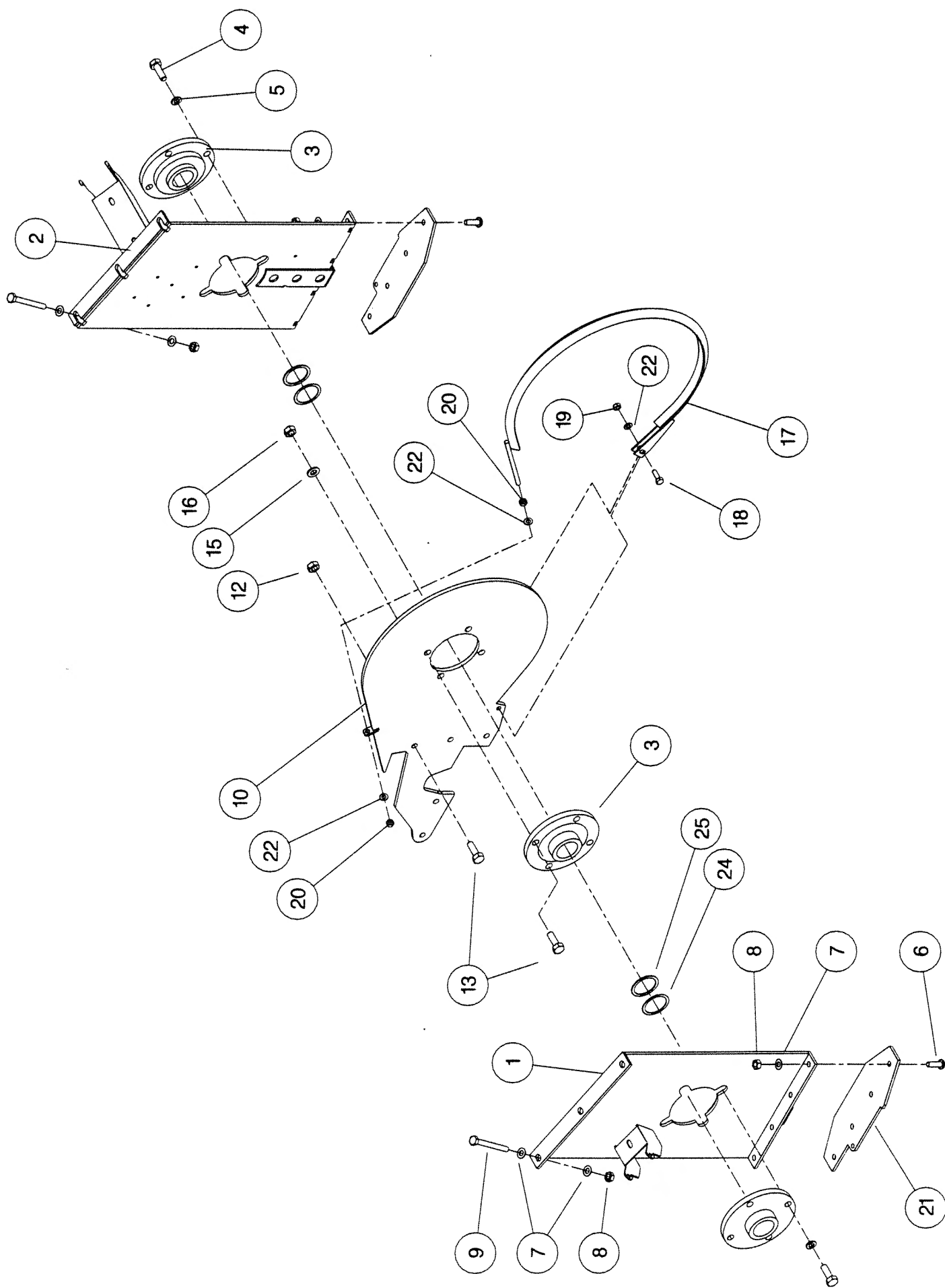
**Shelbourne Reynolds Engineering Limited**

ASSY NUMBER: 196120 09				ASSY DESCRIPTION: TOP DOOR COWL ASSY (RX54) 1997			
ITEM	PART NO	DESCRIPTION	QTY	ITEM	PART NO	DESCRIPTION	QTY
1	193286 01	COWL ASSY (RX54)	1				
2	BSH-3030	BUSH	2				
3	192813 01	LARGE WASHER	2				
4	192812 01	COWL PIN	2				
5	NIP-0001	GREASE ZERK	2				
6	GSTA14405	GAS STRUTT	2				
7	WSH-0061	WASHER	2				
8	WSH-0015	WASHER	2				
9	NUT-0265	NUT	2				
10	BLTA10290	BOLT	4				
11	EDS-11600	SEAL STRIP	5.4m				
12	192718 01	TRANSFER (NO STEP)	1				



**Shelbourne Reynolds Engineering Limited**

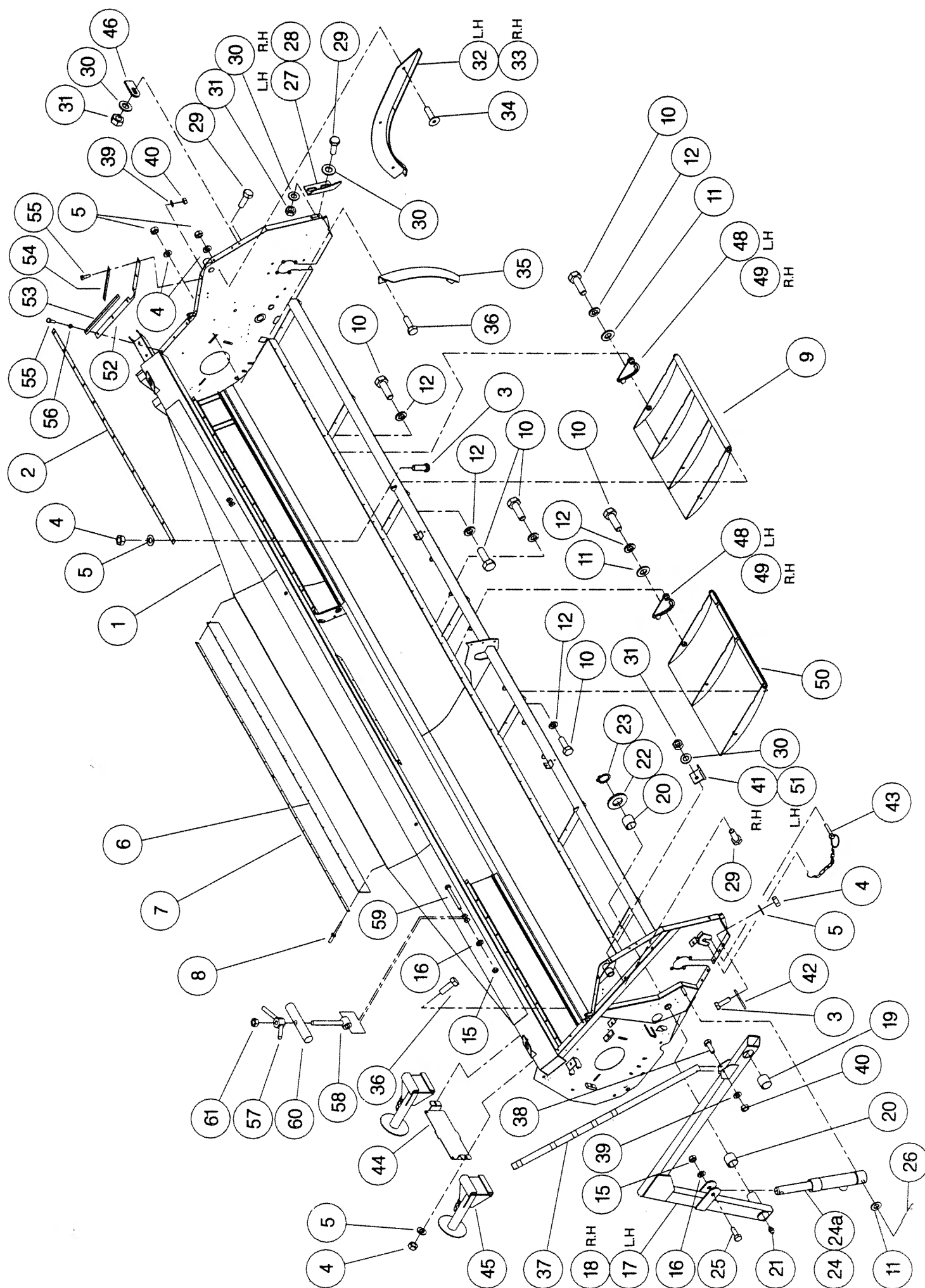
ASSY NUMBER: 196121 01				ASSY DESCRIPTION: RX ROTOR MTG SUB (1997)			
ITEM	PART NO	DESCRIPTION	QTY	ITEM	PART NO	DESCRIPTION	QTY
1	192268 02	ROTOR MTG PLATE R.H	1				
2	193295 01	ROTOR MTG PLATE L.H	1				
3	BRG-3275	BEARING	3				
4	HSS-0235	SETSCREW	8				
5	WSH-0065	WASHER	8				
6	SCW-0515	SCREW	8				
7	WSH-0015	WASHER	20				
8	NUT-0265	NUT	14				
9	BLTA10520	BOLT	6				
10	193291 01	DIVISION PLATE	1				
11							
12	NUTA07120	AERO-TIGHT NUT	5				
13	HSS-0241	SETSCREW	9				
14							
15	WSH-0018	WASHER	4				
16	NUT-0269	NUT	4				
17	192502 01	VEE STRIP ASSY	1				
18	HSS-0140	BOLT	1				
19	NUT-0263	NYLOC NUT	1				
20	NUT-0164	NUT PLAIN	2				
21	193220 01	DIVIDING PLATE	2				
22	WSH-0012	WASHER	3				
23							
24	192876 01	SHIM (1mm THICK)					
25	192876 02	SHIM (2mm THICK)					



**Shelbourne Reynolds Engineering Limited**

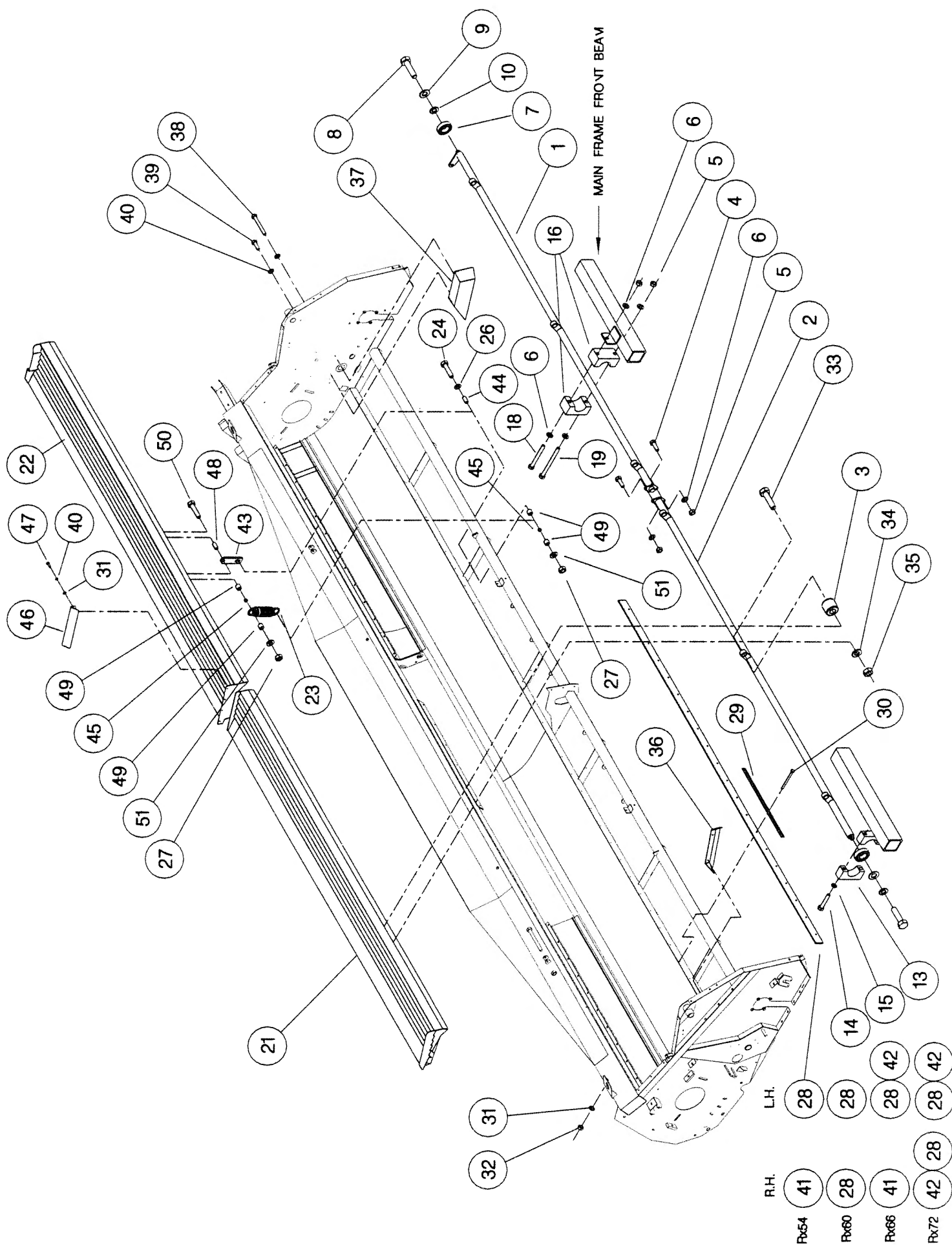
ASSY NUMBER:		196122 09	ASSY DESCRIPTION: FRAME & PARTS SUB (RX54-1997)				
ITEM	PART NO	DESCRIPTION	QTY	ITEM	PART NO	DESCRIPTION	QTY
1	193306 01	RX54 MAIN FRAME ASSY	1	38	HSS-0092	SETSCREW	1
2	191034 11	STRIPPER PLATE	2	39	WSH-0009	PLAIN WASHER	7
3	BLT-4710	COACH BOLT	24	40	NUT-0260	NYLOC NUT	7
4	NUT-0263	NUT	36	41	192484 01	SUPPORT BRACKET	1
5	WSH-0012	WASHER	36	42	192543 01	CROP DIVIDER ADJ.PLATE	2
6	191340 01	RUBBER SEAL	1	43	PIN-01790	LYNCH PIN & CHAIN	2
7	191339 01	CLAMP STRIP	2	44	193221 01	HEADER STAND BRACKET	1
8	POP-0006	POP RIVET	22	45	193222 01	HEADER FRONT STAND	2
9	193219 01	SKID	2	46	192550 01	NOSE ARM STOP PLATE	1
10	HSS-0316	SET SCREW	18	47			
11	WSH-0024	WASHER	8	48	192954 01	SKID ADJUSTER PLATE L.H	3
12	WSH-0070	WASHER	18	49	192954 02	SKID ADJUSTER PLATE R.H	3
13				50	193218 01	SKID (CTR.)	1
14				51	192484 02	SUPPORT BRACKET LH	1
15	NUT-0269	NUT	4	52	193231 01	RUBBER SEAL	2
16	WSH-0018	WASHER	4	53	193229 01	SEAL CLAMP	2
17	191259 02	ADJ COWL SUPPORT ARM R.H	1	54	193230 01	SEAL CLAMP	2
18	191259 01	ADJ COWL SUPPORT ARM L.H	1	55	HSS-0056	SET SCREW	12
19	BSH-3030	BUSH	2	56	WSH-0056	SPRING WASHER	6
20	BSH-3070	BUSH	4	57	193244 01	RETAINING NUT	2
21	NIP-0001	GREASE ZERK	2	58	193248 01	RETAINING SCREW	2
22	WSH-1547	WASHER	2	59	BLTA12380	BOLT	2
23	CIR-1150	CIRCLIP	2	60	193251 01	RETAINING BAR	2
24	192960 01	HYDRAULIC RAM	2	61	NUT-0170	PLAIN NUT	2
24a	RMSK00010	SEAL KIT					
25	HSS-0260	SET SCREW	4				
26	PIN-1150	SPLIT PIN	2				
27	192193 01	ADJ COWL STOP L.H	1				
28	192193 02	ADJ COWL STOP R.H	1				
29	HSS-0194	SET SCREW	7				
30	WSH-0015	WASHER	11				
31	NUT-0265	NUT	7				
32	192055 01	RUNNER ASSY L.H	1				
33	192055 02	RUNNER ASSY R.H	1				
34	SCW-1735	SCREW	6				
35	192304 01	AUGER END DEFLECTOR	2				
36	HSS-0140	SET SCREW	6				
37	192494 01	INDICATOR ROD	1				





**Shelbourne Reynolds Engineering Limited**

ASSY NUMBER: 196123 09				ASSY DESCRIPTION: SHAKER PAN SUB (RX54 - 1997)			
ITEM	PART NO	DESCRIPTION	QTY	ITEM	PART NO	DESCRIPTION	QTY
1	192287 01	TORSION TUBE L.H (3.0M)	1	38	BLT-2090	BOLT	2
2	192731 01	TORSION TUBE R.H (2.4M)	1	39	HSS-0084	SET SCREW	2
3	BSH-1530	RUBBER BUSH INSERT	6	40	WSH-0056	SPRING WASHER	8
4	HSS-0191	SETSCREW	2	41	192751 01	SEAL STRIP	1
5	NUT-0265	NYLOC NUT	10	42			
6	WSH-0015	FLAT WASHER	18	43	192969 01	RETAINER	6
7	BRG-1995	BEARING	2	44	192970 01	TUBE	6
8	HSS-0317	SET SCREW	2	45	PSP-01201	PLASTIC SPACER	12
9	WSH-0070	SPRING WASHER	2	46	193293 01	COVER PLATE	1
10	WSH-0024	PLAIN WASHER	2	47	HSS-0084	SET SCREW	4
11				48	192970 02	TUBE	6
12				49	PSP-01800	PLASTIC SPACER	24
13	192264 02	CLAMP BLOCK TOP	2	50	BLTA08530	BOLT	6
14	BLT-2197	BOLT	4	51	WSH-1038	PENNY WASHER	12
15	WSH-0061	SPRING WASHER	4				
16	192266 01	PIVOT BLOCK (PAIR)	4				
17							
18	BLT-2209	BOLT	4				
19	HSSA10680	SETSCREW	4				
20							
21	193313 01	SHAKER PAN ASSY R.H (2.4M)	1				
22	193311 01	SHAKER PAN ASSY L.H (3.0M)	1				
23	SPGA32221	SPRING	6				
24	BLTA08500	BOLT	6				
25							
26	WSH-0012	WASHER	6				
27	NUT-0263	NUT	12				
28	192274 01	SEAL STRIP	1				
29	192273 01	CLAMP STRIP	9				
30	BLT-2110	BOLT	36				
31	WSH-0009	FLAT WASHER	40				
32	NUT-0260	NYLOC NUT	36				
33	HSS-0265	SET SCREW	6				
34	WSH-0018	PLAIN WASHER	6				
35	NUT-0269	NYLOC NUT	6				
36	192355 01	END DEFLECTOR R.H.	1				
37	192354 01	END DEFLECTOR L.H.	1				



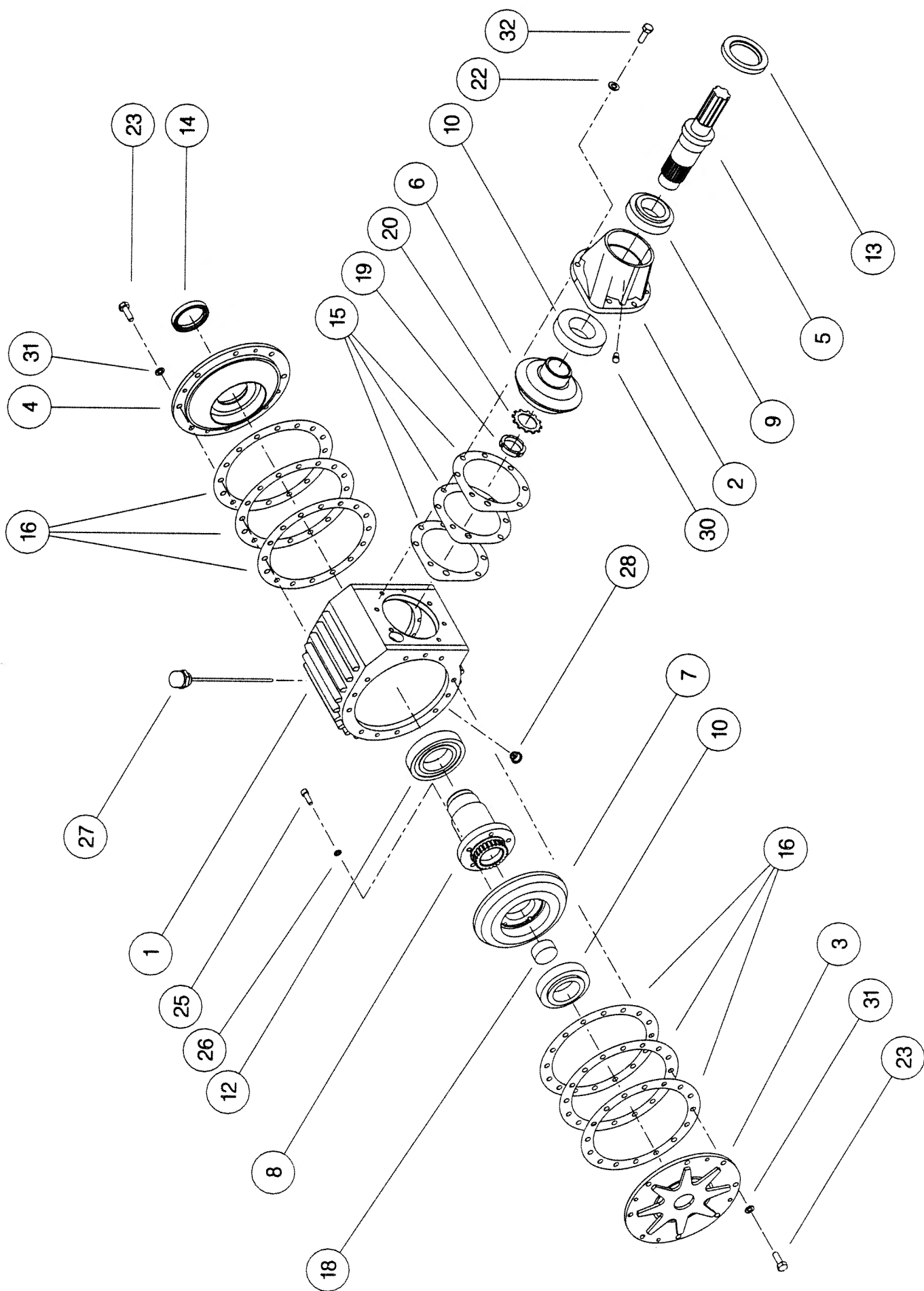
L.H.

R.H.

- |      |    |    |    |    |    |    |
|------|----|----|----|----|----|----|
| Rx54 | 28 | 41 | 28 | 42 | 28 | 42 |
| Rx60 | 28 | 28 | 28 | 42 | 28 | 42 |
| Rx66 | 41 | 41 | 28 | 28 | 28 | 28 |
| Rx72 | 42 | 42 | 28 | 28 | 28 | 28 |

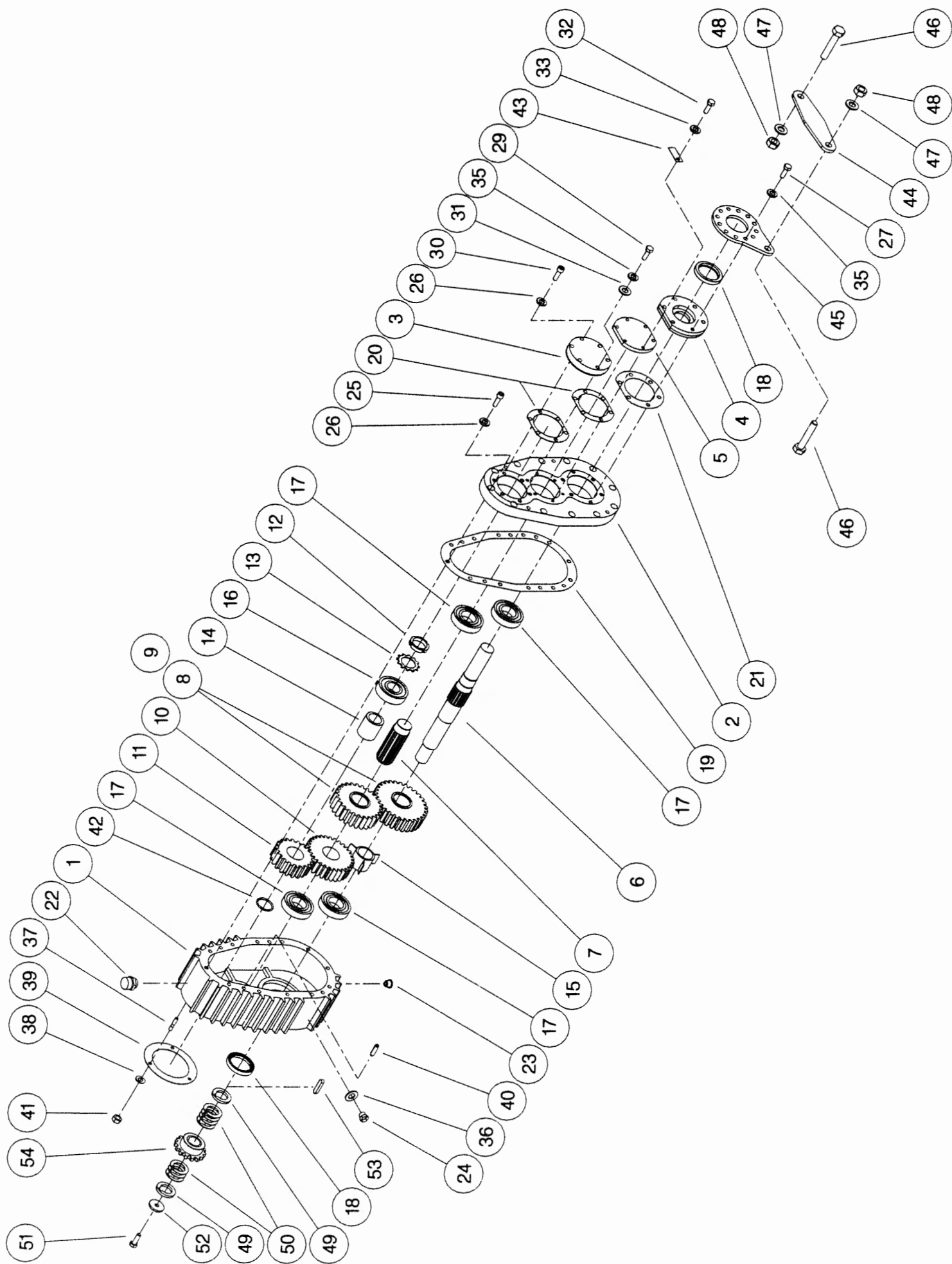
**Shelbourne Reynolds Engineering Limited**

ASSY NUMBER: GEA-0095				ASSY DESCRIPTION: BEVEL GEARBOX (1.5:1)			
ITEM	PART NO	DESCRIPTION	QTY	ITEM	PART NO	DESCRIPTION	QTY
1	191715 01	GEARBOX CASING	1				
2	191716 01	INPUT HOUSING	1				
3	191717 01	OUTSIDE END COVER	1				
4	191718 01	INSIDE END COVER	1				
5	191819 01	INPUT SHAFT (28T INVOLUTE)	1				
6	191798 01	BEVEL GEAR 20T (28T INV)	1				
7	191799 01	BEVEL GEAR 30T (25T INV)	1				
8	191800 01	OUTPUT SHAFT (25T INVOLUTE)	1				
9	BRG-7000	BEARING	1				
10	BRG-7020	BEARING	2				
11							
12	BRG-7040	BEARING	1				
13	SEA-0590	ROTARY SHAFT SEAL	1				
14	SEA-0600	ROTARY SHAFT SEAL	1				
15	191812	SHIM PACK (INPUT)	1				
16	191813	SHIM PACK (ENDS)	2				
17							
18	191735 01	SHAFT PLUG	1				
19	NUT-3010	LOCK RING	1				
20	WSH-6010	LOCK WASHER	1				
21							
22	WSH-1301	SHAKEPROOF WASHER	7				
23	HSS-0191	SET SCREW	16				
24							
25	SCW-0139	CAP HEAD SCREW	5				
26	WSH-0058	SPRING WASHER	5				
27	FIT-0254	BREATHER/DIP STICK	1				
28	FIT-0253	MAGNETIC DRAIN PLUG	1				
29							
30	FIT-0223	TAPER PLUG	1				
31	WSH-0061	SPRING WASHER	16				
32	SCW-0190	CAP SOC.HEAD SCREW	7				



**Shelbourne Reynolds Engineering Limited**

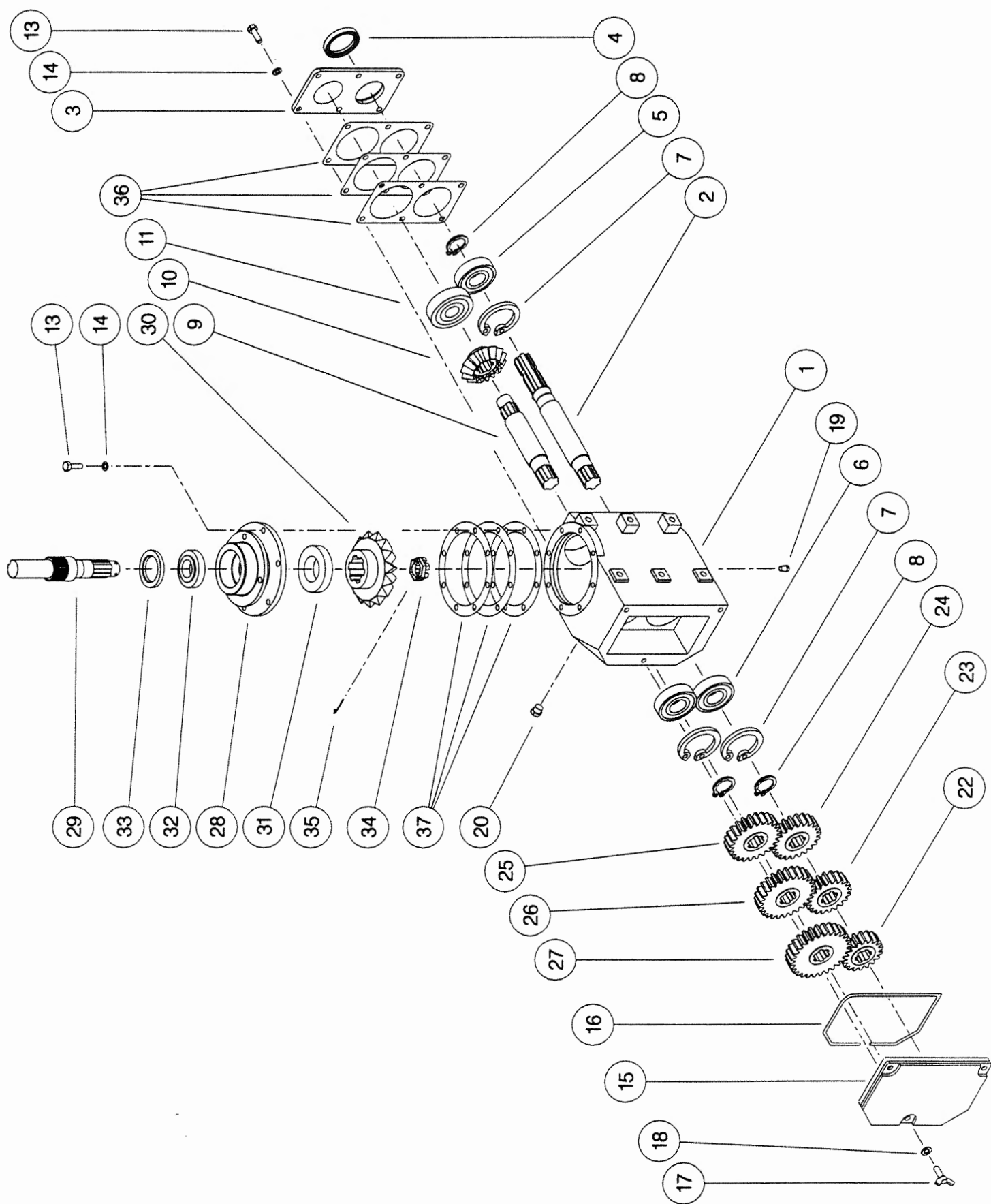
ASSY NUMBER: GEA-0101				ASSY DESCRIPTION: SHORT DROPBOX FOR RX & CX (1996)			
ITEM	PART NO	DESCRIPTION	QTY	ITEM	PART NO	DESCRIPTION	QTY
1	191723 01	GEARCASE	1	38	WSH-0012	PLAIN WASHER	3
2	191723 02	LID	1	39	191759 01	SEAL	1
3	191696 01	OUTPUT END CAP	1	40	191765 01	DOWL	2
4	191694 01	INPUT FLANGE	1	41	NUT-0263	NYLOC NUT	3
5	191693 01	END CAP	1	42	CIR-4000	SNAP RING CIRCLIP	1
6	191807 01	INPUT/AUGER OUTPUT SHAFT (28T INVOLUTE)	1	43	191928 01	IDENTIFICATION TAG	1
7	191801 01	INTERMED. SHAFT (28T INV)	1	44	193097 01	FIXED LINK	1
8	*	CHANGE GEAR (SEE DRIVE SUB)		45	191687 01	LINK BRACKET	1
9	*	CHANGE GEAR (SEE DRIVE SUB)		46	HSS-0316	SET SCREW	2
10	191803 01	SPUR GEAR 30T (28T INV)	1	47	WSH-0024	WASHER	2
11	191884 01	SPUR GEAR 20T (28T INV)	1	48	NUT-0271	NUT	2
12	NUT-3000	LOCK RING	1	49	191692 01	SPACER	2
13	WSH-6000	LOCK WASHER	1	50	191692 02	SHIM	7
14	191725 01	SPACER	1	51	HSSF10174	SET SCREW	1
15	191894 01	SPACER	1	52	190548 01	PLAIN WASHER	1
16	BRG-6600	BEARING	1	53	K1008045	KEY	1
17	BRG-5800	BEARING	4	54	*	AUGER SPROCKET (SEE DRIVE SUB)	
18	SEA-0610	ROTARY SHAFT SEAL	2				
19	191756 01	GASKET	1				
20	191757	SEAL PACK	2				
21	191758	SEAL PACK	1				
22	FIT-0255	BREATHER	1				
23	FIT-0253	MAGNETIC DRAIN PLUG1					
24	FIT-0251	LEVEL PLUG	1				
25	SCW-0196	CAP HEAD SCREW	12				
26	WSH-1301	SHAKEPROOF WASHER	15				
27	HSS-0202	SETSCREW	6				
28							
29	BLTA10290	BOLT	3				
30	SCW-0190	CAP HEAD SCREW	3				
31	WSH-0015	PLAIN WASHER	3				
32	HSS-0145	SET SCREW	6				
33	WSH-1300	SHAKEPROOF WASHER	6				
34							
35	WSH-0061	SPRING WASHER	9				
36	WSH-1010	DOWTY WASHER	1				
37	191737 01	STUD	3				



**Shelbourne Reynolds Engineering Limited**

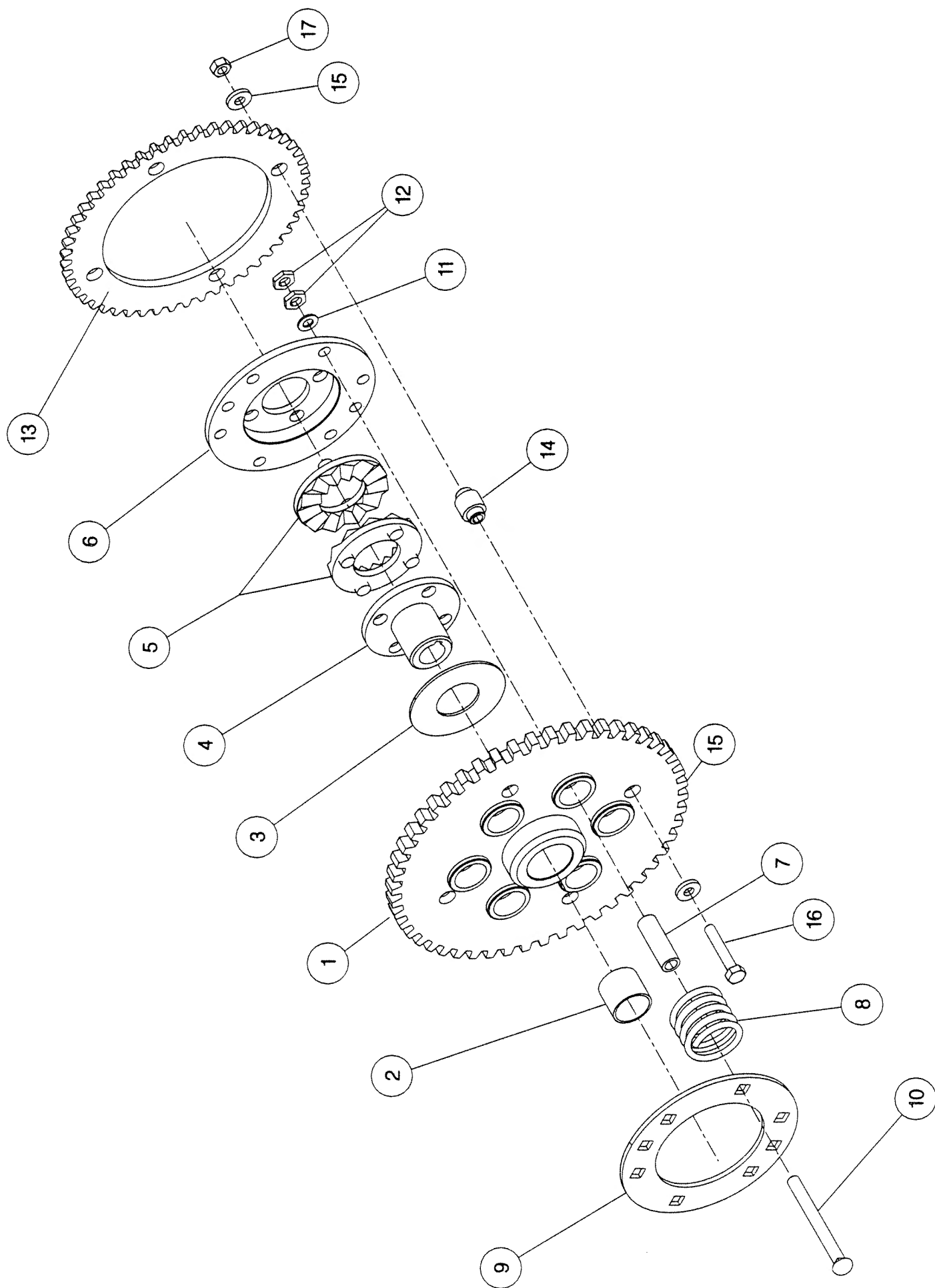
ASSY NUMBER:		ASSY DESCRIPTION: 5 SPEED G.BOX ASSY ALUM/FINNED 1997 (WITH DROP BOX)					
ITEM	PART NO	DESCRIPTION	QTY	ITEM	PART NO	DESCRIPTION	QTY
1	191821 01	GEARBOX CASING	1				
2	191829 01	INPUT SHAFT	1				
3	191825 01	SEAL HOUSING	1				
4	SEA-0550	ROTARY SHAFT SEAL	1				
5	BRG-6600	BEARING	1				
6	BRG-6601	BEARING	2				
7	CIR-3800	CIRCLIP	3				
8	CIR-2700	CIRCLIP	3				
9	191828 01	LAYSHAFT	1				
10	191823 01	BEVEL GEAR (15T)	1				
11	BRG-6800	BEARING	1				
12							
13	HSS-0194	SET SCREW	14				
14	WSH-0061	SPRING WASHER	14				
15	192924 01	REMOVABLE COVER	1				
16	ORA260000	'O' RING SEAL STRIP	0.7				
17	SCW-4760	WING SCREW	3				
18	WSH-1301	SHAKEPROOF WASHER	3				
19	FIT-0223	PLUG	1				
20	FIT-0218	BREATHER	1				
21							
22	191822 18	CHANGE GEAR (18T)	1				
23	191822 20	CHANGE GEAR (20T)	1				
24	191822 22	CHANGE GEAR (22T)	1				
25	191822 24	CHANGE GEAR (24T)	1				
26	191822 26	CHANGE GEAR (26T)	1				
27	191822 28	CHANGE GEAR (28T)	1				
28	191691 02	OUTPUT HOUSING (HOLES,1997)	1				
29	191885 01	OUTPUT SHAFT	1				
30	191824 01	BEVEL GEAR (18T)	1				
31	BRG-6000	BEARING	1				
32	BRG-5700	BEARING	1				
33	SEA-0565	ROTARY SHAFT SEAL	1				
34	191843 01	SLOTTED NUT	1				
35	PIN-1168	SPLIT PIN	1				
36	191830	GASKET SET	1				
37	191831	GASKET SET	1				





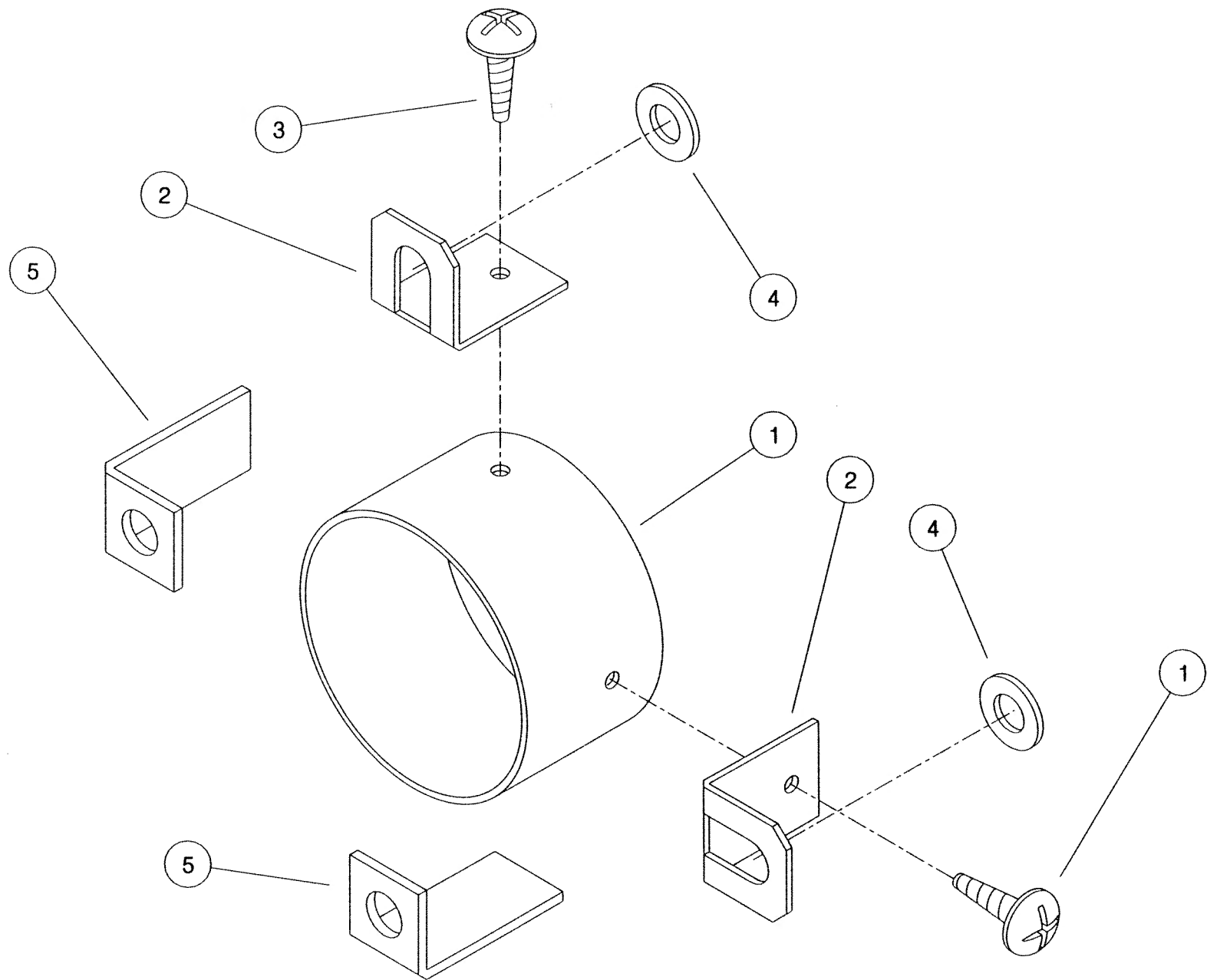
**Shelbourne Reynolds Engineering Limited**

ASSY NUMBER: KIT-00115				ASSY DESCRIPTION: AUGER DRIVE SPROCKET/CLUTCH ASSY			
ITEM	PART NO	DESCRIPTION	QTY	ITEM	PART NO	DESCRIPTION	QTY
1	192763 05	SPROCKET ASSY 50T	1				
2	BSH-3019	BUSH	1				
3	192008 01	THRUST WASHER	1				
4	192013 01	CLUTCH HUB	1				
5	131005	CLUTCH PLATE	2				
6	192014 01	DRIVE DISC	1				
7	131073 03	SPACER	6				
8	131063	SPRING	6				
9	192009 01	FIXING RING	1				
10	BLTF12563	COACH BOLT	6				
11	WSH-0018	PLAIN WASHER	6				
12	NUT-0370	HALF NUT	12				
13	192254 01	SPROCKET 50T	1				
14	192253 02	SPACER	4				
15	190119 11	WASHER	8				
16	BLTA10440	BOLT	4				
17	NUT-0265	NYLOC NUT	4				



***Shelbourne Reynolds Engineering Limited***

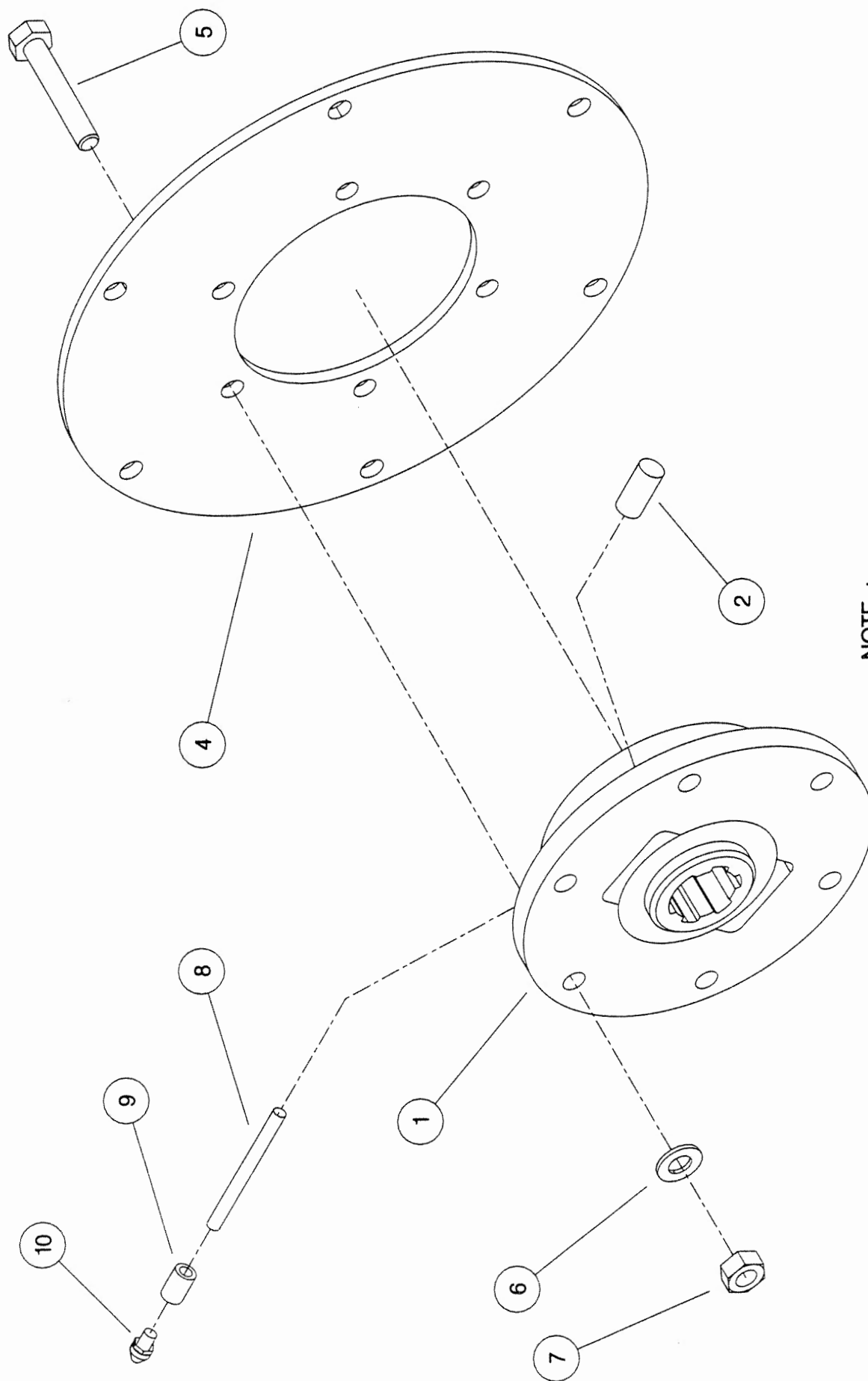
ASSY NUMBER:		KIT-00525		ASSY DESCRIPTION: PTO END GUARD			
ITEM	PART NO	DESCRIPTION	QTY	ITEM	PART NO	DESCRIPTION	QTY
1	192985 06	GUARD TUBE	1				
2	192992 01	GUARD SECURING BRACKET	2				
3	SCW-5104	SCREW	2				
4	WSH-0015	WASHER	2				
5	191763 01	PTO BRACKET	2				



THIS KIT FIXES TO :  
R.X HEADERS – DIRECTLY ON TO DROP BOX ASSY.  
C.X HEADERS – ON TO REAR SHAFT SUPPORT BEARING PLATE.

***Shelbourne Reynolds Engineering Limited***

ASSY NUMBER:		KIT-00976		SUB ASSY DESCRIPTION: BALL JOINT COUPLING (CAST ROTOR)			
ITEM	PART NO	DESCRIPTION	QTY	ITEM	PART NO	DESCRIPTION	QTY
1	193114 01	SPLINED BALL	1				
2	SCW-4530	GRUB SCREW	1				
3							
4	193106 01	DRIVE RING PLATE	1				
5	HSS-0198	SETSCREW	6				
6	WSH-0015	WASHER	6				
7	NUT-0265	NUT	6				
8	193077 01	GREASE TUBE	1				
9	193078 01	GREASE TUBE ADAPTOR	1				
10	NIP-00600	GREASE NIPPLE	1				



NOTE :  
 ENSURE GREASE TUBE (ITEM 8) & GRUB SCREW  
 (ITEM 2) ARE ASSEMBLED INTO CAST HOUSING (ITEM 1)  
 THE ORIENTATION SHOWN IS FOR A R.H. ROTOR  
 OPPOSITE ORIENTATION FOR L.H. ROTOR.

**Shelbourne Reynolds Engineering Limited**

ASSY NUMBER: RDS-0001/RDS-0005				ASSY DESCRIPTION: TACHO KIT			
ITEM	PART NO	DESCRIPTION	QTY	ITEM	PART NO	DESCRIPTION	QTY
1	RDS-0010	TACHO HEAD COMPLETE	1	13	RDS-0020	MAGNET CARRIER ,	1
2	RDS-0011	TACHO HEAD PLUG & ARMS	1			SET SCREW ,	1
3	RDS-0012	HARTING CONNECTOR &	1			PENNY WASHER &	1
		STICKER	1			SPRING WASHER	1
4	RDS-0013	AUDIBLE ALARM,	1	14	RDS-0021	ROTOR SENSOR BRACKET	1
		FIXING BRACKET &	1				
		SELF TAP.SCREWS	2				
5	RDS-0014	POWER CONNECTION LEAD	1				
6	FUS-0022	FUSE	1				
7	RDS-0015	COMBINE LEAD	1				
8	RDS-0016	24V-12V CONVERTER KIT (NOT INCLUDED IN RDS-0001)	1				
9							
10	RDS-0017	HEADER LEAD	1				
11	RDS-0018	SHAFT SENSOR	2				
12	RDS-0019	MAGNET ,	1				
		TAPTITE BOLT &	1				
		FIBRE WASHER	1				



