

Shelbourne

REYNOLDS

XCV 36

PARTS MANUAL - 2014 AND ON



Shelbourne Reynolds Engineering Ltd

Stanton

Bury St Edmunds

Suffolk

IP31 2AR

England

Telephone: 01359 250415

Fax: 01359 250464

Shelbourne Reynolds Inc.

Colby PO box 607

1250 S Country Club Drive

Colby , Kansas 67701

U.S.A.

Telephone: (785) 462 6299

Fax: (785) 462 6761

Stores Direct : 01359 251231

Stores Direct: 01359 252031

Issue 8

16/06/2023

STRIPPER HEADER

www.shelbourne.com



ORDERING SPARE PARTS

IMPORTANT

Your Stripper Header is made up of a Machine assembly number (common parts), specific sub assemblies and also customer optional build kits. The machine, sub assemblies and optional kit numbers are listed in the front pages of your Operators manual. If you do not have these numbers please contact Shelbourne Reynolds Parts Department direct on (telephone) Stanton - (01359) 251231 or Colby - (785) 462 6299.

To ensure that you order the correct part from your SRE dealer please use the following procedure.

ALWAYS QUOTE THE MACHINE AND SERIAL NUMBERS WHEN ORDERING.

The year and/or serial number of the machine may determine the correct sub assembly.

Refer to the Parts Manuals front page/s, listing the machine assemblies. Select the correct machine assembly number which is printed in the top left corner of the page (starting with 1965_ _ 01). This machine number can also be taken from the Stripper Header identification plate located on the rear left hand corner of the machine.

On this page you will find the parts listing for the common parts for every configuration of that machine assembly number. You will find the corresponding drawing by either looking at the facing page or progressing through the manual to the next drawing. The drawings indicate the components by item numbers, which you will find, are repeated in the left-hand side of your parts listing, and therefore referring to the correct part.

Note all parts will not be found listed below the machine number. Other parts will be from specific sub assemblies and optional kits. These sub assemblies and kits will be found in numerical order further through the manual. Sub assemblies start with 1960_ _ 01 and kits start with KIT- 19 _ _ .

List Of Kit Numbers

196570 36	Shelbourne Header	1
196143 42	Header lights Sub	3
196193 36	Hydraulic Circuit Sub	5
196253 03	3.6m Drive End Rotor Assembly	7
196254 03	3.6m Idle End Rotor Assembly	9
196255 03	3.6m Centre Rotor Assembly	11
196256 36	Crop Deflector Sub Assembly	13
196257 36	Hood Sub Assembly	15
196258 01	Rotor Mounting Sub	17
196262 01	VS Drive Sub	20
196264 01	Emblems And Guards Sub	23
196265 01	Divider Sub Assembly	25
196267 36	Frame And Parts Sub	28
196274 36	Rear Drive Shaft Sub Assembly	31
196276 36	Auger Sub Assembly	33
GEA-0058	Input Gearbox Assembly	37
KIT-00121	Auger Drive/Sprocket Clutch	39
KIT-00123	Auger Slip Clutch	41
KIT-00931	PTO Support Kit	43
KIT-00976	Ball Joint Centre Coupling	45
KIT-00976a	Ball Joint Centre Coupling	47
KIT-01385	Rotor Pulley Assembly	49
KIT-01386	Rear Pulley Assembly	51
Kit-01399	Rotor Pulley Assembly HD	53
KIT-01401	Safety Decal Kit North America	55
KIT-01402	Safety Decal Kit ISO	57
KIT-01454	VS Drive Cam & Bearing Kit, All Years	59
KIT-19001	Spring Tilt Kit (2013 And 2014)	61
KIT-19030	Spring Tilt Kit (2015 And On)	63
KIT-19006	Skid Kit	65
KIT-19013	Tilting Adaptor Plate Kit	67
KIT-19020	Gauge Wheel Kit (2014 Only)	69
KIT-19025	Gauge Wheel Kit (2015 And On)	71
KIT-19032	AGCO Wedge Kit	73
KIT-19034	Ball Joint Coupling	75
RDS-0003	Tacho Kit	77
RDS-0007	Tacho Kit	77

Drive 80

196549 128	Drive Kit CNH	81
196549 168	Drive Kit AGCO	83
196549 178	Drive Kit John Deere	85
196549 188	Drive Kit Claas Lexion	87

Hydraulics 90

KIT-01717	Hydraulic Fittings Kit Claas Lexion	91
KIT-01726	CNH Hydraulic Multicoupler Kit	93
KIT-01727	John Deere Hydraulic Multicoupler Kit	95
KIT-01728	Claas Lexion Hydraulic Multicoupler Kit	97
KIT-01731	AGCO Hydraulic Multicoupler Kit	99

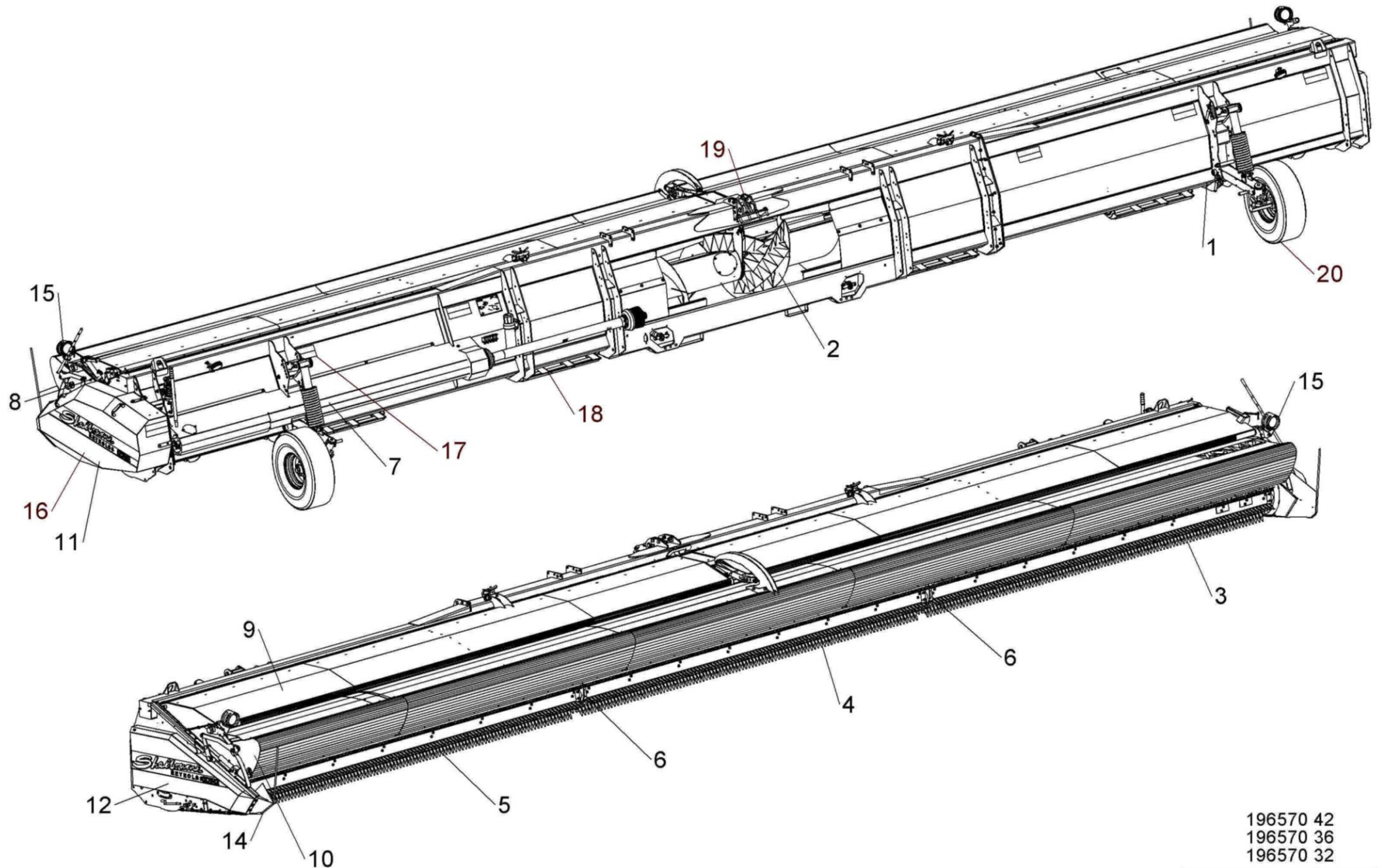
Adaptor Plates 102

KIT-19002	John Deere Adaptor Plate	103
KIT-19003	Claas Lexion Adaptor Plate	105
KIT-19015	CNH Adaptor Plate	107
KIT-19016	AGCO Adaptor Plate	109
KIT-19017	Gleaner Fill In Plate Kit	111
KIT-19026	CNH Adaptor Plate Hook And Bracket Assembly	113
KIT-19028	NH Bottom Beam Locking Kit	115
KIT-19029	CIH Adaptor Plate Beam Lock Kit	117

Shelbourne Reynolds Engineering Limited

ASSY NUMBER: 196570 36				ASSY DESCRIPTION: EXCEL 36 SHELBOURNE HEADER			
ITEM	PART NO	DESCRIPTION	QTY	ITEM	PART NO	DESCRIPTION	QTY
1	196267 36	FRAME & PARTS SUB ASSY	1	16	196261 01	STEP DRIVE ASSY (XCS)	1
20	196276 36	AUGER ASSY (2014 & ON)	1	OR	196262 01	VARI-SPEED DRIVE ASSY (XCV)	1
OR	196275 36	AUGER ASSY (2013 ONLY)	1	17	KIT-01401	SAFETY DECAL KIT (N AMERICA)	1
OR	196259 36	AUGER ASSY (2012 ONLY)	1	OR	KIT-01402	SAFETY DECAL KIT (REST OF WORLD)	1
3	196253 03	STRIPPING ROTOR ASSY 3.6m LH	1	18	KIT-19006	SKID KIT	1
4	196255 03	STRIPPING ROTOR ASSY 3.6m CTR	1	19	KIT-19013	TILTING ADAPTOR PLATE KIT	1
5	196254 03	STRIPPING ROTOR ASSY 3.6m RH	1	20	KIT-19025	GAUGE WHEEL KIT (2015 & ON)	1
6	196258 01	ROTOR MOUNTING SUB	1	OR	KIT-19020	GAUGE WHEEL KIT (2014 ONLY)	1
7	196274 36	REAR DRV SHAFT SUB (2013 & ON)	1	OR	KIT-19012	GAUGE WHEEL KIT (2012- 2013)	1
OR	196268 36	REAR DRV SHAFT SUB (2012 ONLY)	1				
8	196193 36	HYDRAULICS SUB ASSY	1				
9	196257 36	HOOD SUB ASSY	1				
10	196256 36	CROP DEFLECTOR SUB	1				
11	196264 01	EMBLEM & GUARD SUB	1				
12	RDS-0007	HEADER MON' KIT	1				
13	RDS-0002	COMBINE MON' KIT (VS DRIVE)	1				
OR	RDS-0003	COMBINE MON' KIT (STEP DRIVE)	1				
14	196265 01	DIVIDER SUB	1				
15	196143 42	HEADER LIGHTS SUB (USA ONLY)	1				

Shelbourne Reynolds Engineering Limited



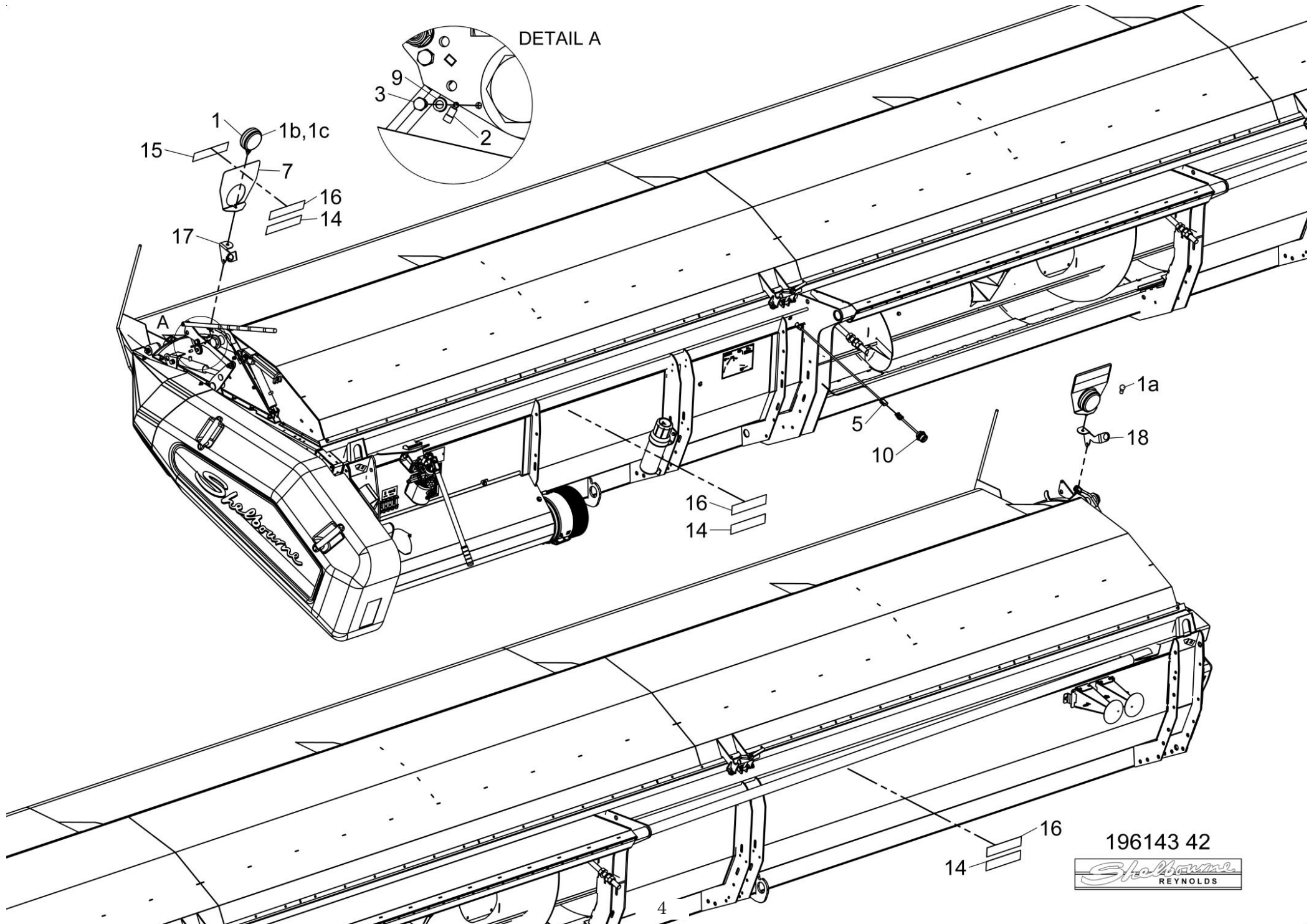
196570 42
196570 36
196570 32



Shelbourne Reynolds Engineering Limited

ASSY NUMBER: 196143 42				ASSY DESCRIPTION:		HEADER LIGHTS SUB EXCEL 36-42	
ITEM	PART NO	DESCRIPTION	QTY	ITEM	PART NO	DESCRIPTION	QTY
1	LMP-10505	INDICATOR LAMP	2	16	TPE-00251	REFLECTIVE TAPE - RED	0.23m
1a	BLB-0015	SPARE BULB (2013 & ON)		16	TPE-00251	REFLECTIVE TAPE - RED	0.23m
OR	BLB-0020	SPARE BULB (2012 - 2013)		16	TPE-00251	REFLECTIVE TAPE - RED	0.23m
OR	BLB-0075	SPARE BULB (UPTO 2012)		16	TPE-00251	REFLECTIVE TAPE - RED	0.23m
1b	LMP-10009	SPARE LENS (3 SCREWS,		17	198958 01	LH LIGHT MOUNTING BRACKET	1
1b	LMP-10006	SPARE LENS (GROTE, 2012-2013)		18	198958 02	RH LIGHT MOUNTING BRACKET	1
1b	LMP-10000	SPARE LENS FRONT (UPTO 2012)					
1c	LMP-10001	SPARE LENS REAR(PMG UPTO					
2	ETM-00440	LOOP TERMINAL	2				
3	HSS-0055	SETSCREW	3				
OR	SCW-5180	SELF TAP SCREW	3				
4	ETM-00560	MALE BULLET TERMINAL	2				
5	198524 01	WIRE LOOM & PLUG ASSY	1				
6							
7	290739 01	INDICATOR GUARD (2019 & ON)	2				
OR	193567 01	INDICATOR GUARD (UP TO 2019)	2				
8							
9	WSH-0006	PLAIN WASHER	3				
10	193516 01	LIGHT PLUG (JD PRE 50 SERIES)	1				
OR	195207 01	LIGHT PLUG (JD 50 SERIES)	1				
OR	SEE KIT-01727	LIGHT PLUG (JD 60,70 & S SER)	1				
OR	197040 01	LIGHT PLUG (CASE IH & NH)	1				
a	ECN-09060	SPARE LOCK WASHER					
b	ECN-09050	SPARE PANEL NUT					
OR	198732 01	LIGHT PLUG (NH TR)	1				
OR	SEE KIT-01731	LIGHT PLUG (AGCO MULTI)	1				
OR	291911 01	LONG LIGHT CABLE (11m)	1				
OR	292994 01	COMBINE LIGHT LOOM (JD X9)	1				
11							
12							
13							
14	TPE-00300	FLUORESCENT TAPE -RED/ORANGE	0.23m				
14	TPE-00300	FLUORESCENT TAPE -RED/ORANGE	0.23m				
14	TPE-00300	FLUORESCENT TAPE -RED/ORANGE	0.23m				
14	TPE-00300	FLUORESCENT TAPE -RED/ORANGE	0.23m				
14	TPE-00300	FLUORESCENT TAPE -RED/ORANGE	0.23m				
14	TPE-00300	FLUORESCENT TAPE -RED/ORANGE	0.23m				
15	TPE-00250	REFLECTIVE TAPE - YELLOW	0.23m				
15	TPE-00250	REFLECTIVE TAPE - YELLOW	0.23m				

Shelbourne Reynolds Engineering Limited

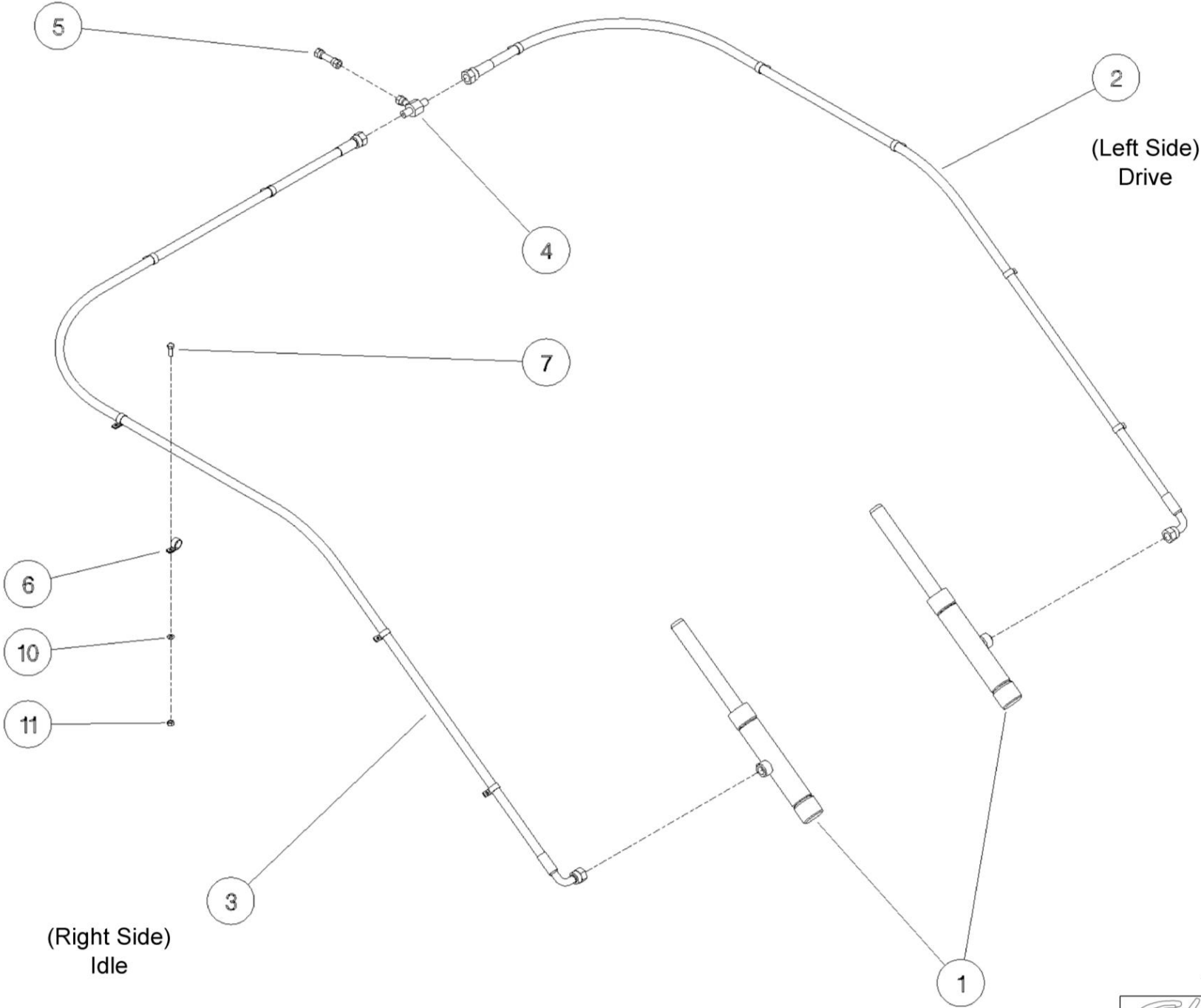


196143 42



Shelbourne Reynolds Engineering Limited

ASSY NUMBER: 196193 36				ASSY DESCRIPTION: HYDRAULIC CIRCUIT SUB EXCEL 36			
ITEM	PART NO	DESCRIPTION	QTY	ITEM	PART NO	DESCRIPTION	QTY
1	195075 01	HYDRAULIC RAM	2				
1a	RMSK00030	SEAL KIT (SPARES)					
2	HHBC53610	HYD HOSE ASSY LH	1				
3	HHBC83710	HYD HOSE ASSY RH	1				
4	HPPD07100	HYD TEE FITTING	1				
5	FIT-0213	HYD BULKHEAD FITTING	1				
6	CLP-01012	P CLIP	5				
7	SCW-4960	BUTTON SKT.HD SCREW	4				
8							
9							
10	WSH-0009	PLAIN WASHER	4				
11	NUT-0260	NYLOC NUT	4				

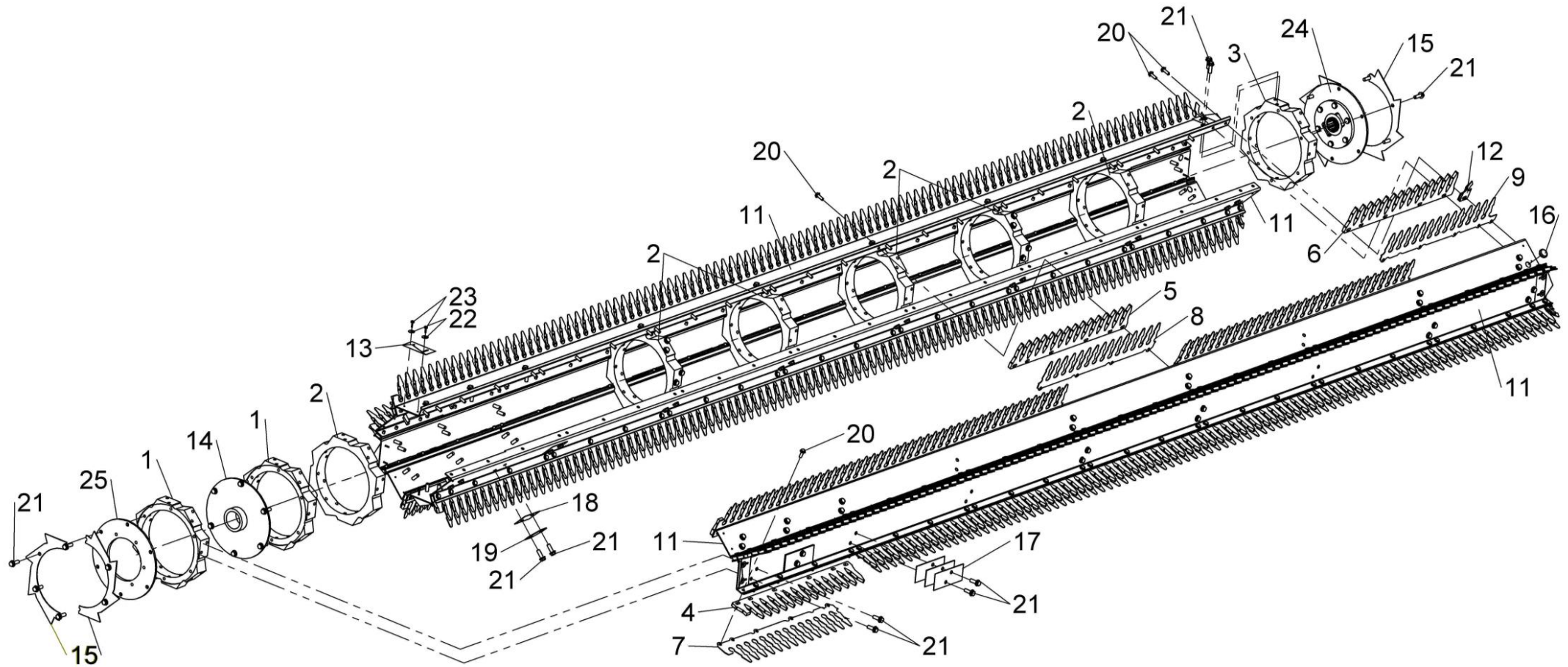


196193



Shelbourne Reynolds Engineering Limited

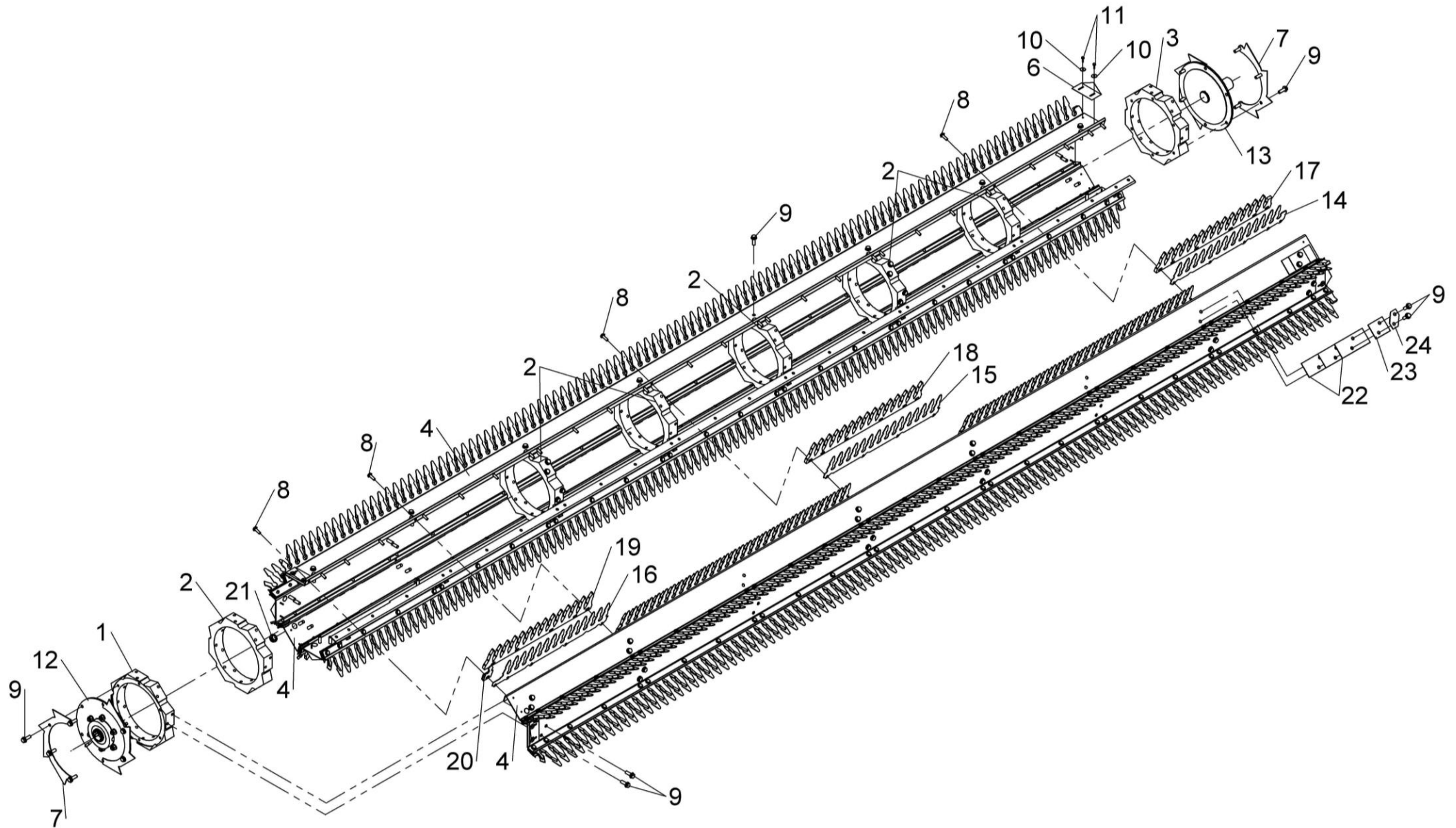
ASSY NUMBER: 196253 03 & 196253 03R				ASSY DESCRIPTION: 3.6m DRIVE END ROTOR ASSY & RICE VARIANT			
ITEM	PART NO	DESCRIPTION	QTY	ITEM	PART NO	DESCRIPTION	QTY
1	192892 01	OUTER HUB CASTING LH	2				
2	192892 03	INNER HUB CASTING	5				
3	192892 02	OUTER HUB CASTING RH	1				
4	193558 02	SUPPORT FINGER END HOLE	8				
OR	193558 01	FOR SPARES, CUT AND MODIFY STD SUPPORT FINGER	8				
5	193558 01	SUPPORT FINGER STD	32				
6	193558 03	SUPPORT FINGER CTR END	8				
OR	193558 01	FOR SPARES, CUT AND MODIFY STD SUPPORT FINGER	8				
7	197719 01	SEED SAVER FINGER LH END	8				
OR	291011 02	S.S. FINGER RH END LONG TIP	8				
8	197717 01	SEED SAVER FINGER CTR	32				
OR	291009 01	S.S. FINGER CTR LONG TIP	32		NOTE	1 x ITEM 11 TO HAVE HOLE KNOCKED OUT FOR GREASER	
9	197718 02	SEED SAVER FINGER LH CTR	8				
OR	291010 01	S.S. FINGER LH END LONG TIP	8		NOTE	197719 01 & 197718 02 ARE CORRECT PARTS WHEN FINGERS SET WITH FLANGES UP, i.e., AGGRESSIVE.	
10							
11	199019 01	ROTOR PANEL 3.6m	8				
OR	199019 04	SPARES COMMON 3.6m ROTOR PANEL					
12	194109 01	CENTRE FINGER LH	8				
OR	292310 01	RICE CENTRE FINGER LH	8				
13	192679 01	ANTI WRAP PLATE (HALF SET)	8				
OR	192679 01	ANTI WRAP PLATE (FULL SET)	11				
14	197114 01	ROTOR DRIVE DISC W/A	1				
15	192959 01	OUTER CLAMP RING	4				
16	BPG-00200	PLASTIC BODY PLUG	1				
17	193118 01	BALANCE WEIGHT (100g)	A/R				
18	193118 02	BALANCE WEIGHT (50g)	A/R				
19	193382 01	BALANCE WEIGHT (25g)	A/R				
20	HSSF08174	TENSILOCK SETSCREW	208				
21	HSSG10204	TENSILOCK SETSCREW	146				
22	WSH-1034	PENNY WASHER	16/22				
23	SCW-5180	HEX HD SELF TAP SCREW	16/22				
24	KIT-00976	BALL JOINT CTR COUPLING ASSY SEE KIT-00976 PAGE FOR PARTS BREAKDOWN	1				
25	197111 01	ROTOR DRIVE DISC (2013 & ON)	1				
						WHEN FLANGES ARE DOWN, i.e., NON-AGGRESSIVE, USE 197719 02 & 198718 01. 291011 02 & 291010 01 ARE CORRECT PARTS WHEN FINGERS SET WITH FLANGES DOWN, i.e., NON-AGGRESSIVE, FOR RICE. THESE FINGERS CAN NOT BE SET AGGRESSIVELY	



196253 04
196253 03
196253 02

Shelbourne Reynolds Engineering Limited

ASSY NUMBER: 196254 03 & 196254 03R				ASSY DESCRIPTION: 3.6m IDLE END ROTOR ASSY & RICE VARIANT			
ITEM	PART NO	DESCRIPTION	QTY	ITEM	PART NO	DESCRIPTION	QTY
1	192892 01	OUTER HUB CASTING LH	1				
2	192892 03	INNER HUB CASTING	5				
3	192892 02	OUTER HUB CASTING RH	1				
4	199019 02	ROTOR PANEL 3.6m	8				
OR	199019 04	SPARES COMMON 3.6m ROTOR PANEL			NOTE	1 x ITEM 4 TO HAVE HOLE KNOCKED OUT FOR GREASER	
5							
6	192679 01	ANTI WRAP PLATE (HALF SET)	8				
OR	192679 01	ANTI WRAP PLATE (FULL SET)	11				
7	192959 01	OUTER CLAMP RING	4				
8	HSSF08174	TENSILOCK SETSCREW	208				
9	HSSG10204	TENSILOCK SETSCREW	124				
10	WSH-1034	PENNY WASHER	16/22				
11	SCW-5180	HEX HD SELF TAP SCREW	16/22		NOTE	197719 02 & 197718 01 ARE CORRECT PARTS WHEN FINGERS SET WITH FLANGES UP, i.e.,	
12	KIT-00976A	BALL JOINT CTR COUPLING ASSY FOR SPARES SUPPLY KIT-00976 SEE KIT-00976A FOR PARTS BREAKDOWN	1			AGGRESSIVE.	
13	192899 01	IDLE SHAFT W/A	1				
14	197719 02	SEED SAVER FINGER RH END	8				
OR	291011 01	S.S. FINGER LH END LONG TIP	8				
15	197717 01	SEED SAVER FINGER CTR	32				
OR	291009 01	S.S. FINGER CTR LONG TIP	32			WHEN FLANGES ARE DOWN, i.e., NON-AGGRESSIVE, USE 197719 01 & 198718 02.	
16	197718 01	SEED SAVER FINGER RH CTR	8				
OR	291010 02	S.S. FINGER LH CTR LONG TIP	8				
17	193558 02	SUPPORT FINGER END HOLE	8				
OR	193558 01	FOR SPARES, CUT AND MODIFY STD SUPPORT FINGER	8			291011 01 & 291010 02 ARE CORRECT PARTS WHEN FINGERS SET WITH FLANGES DOWN, i.e., NON-AGGRESSIVE, FOR RICE. THESE FINGERS CAN NOT BE SET AGGRESSIVELY	
18	193558 01	SUPPORT FINGER STD	32				
19	193558 03	SUPPORT FINGER CTR END	8				
OR	193558 01	FOR SPARES, CUT AND MODIFY STD SUPPORT FINGER	8				
20	194109 02	CENTRE FINGER RH	8				
OR	292310 02	RICE CENTRE FINGER RH	8				
21	BPG-00200	PLASTIC BODY PLUG	1				
22	193118 01	BALANCE WEIGHT (100g)	A/R				
23	193118 02	BALANCE WEIGHT (50g)	A/R				
24	193382 01	BALANCE WEIGHT (25g)	A/R				



196254 04
196254 03
196254 02

Shelbourne Reynolds Engineering Limited

ASSY NUMBER: 196255 03 & 196255 03R				ASSY DESCRIPTION: 3.6m CENTRE ROTOR ASSY & RICE VARIANT			
ITEM	PART NO	DESCRIPTION	QTY	ITEM	PART NO	DESCRIPTION	QTY
1	192892 01	OUTER HUB CASTING LH	1				
2	192892 03	INNER HUB CASTING	5				
3	192892 02	OUTER HUB CASTING RH	1				
4	199019 02	ROTOR PANEL 3.6m	8				
OR	199019 04	SPARES COMMON 3.6m ROTOR PANEL					
5	192679 01	ANTI WRAP PLATE (HALF SET)	8				
OR	192679 01	ANTI WRAP PLATE (FULL SET)	16				
6	192959 01	OUTER CLAMP RING	4				
7	HSSF08174	HEX. HEAD BOLT	208				
8	HSSG10204	HEX. HEAD SET SCREW	124				
9	WSH-1034	PENNY WASHER	16/32				
10	SCW-5180	HEX HD SELF TAP SCREW	16/32				
11	194109 02	RH CENTRE FINGER W/A	8				
OR	292310 02	RICE CENTRE FINGER RH	8				
12	193103 01	CENTRE DRIVE SHAFT W/A	2				
13	197718 01	SEED SAVER FINGER RH CENTRE	8				
OR	291010 02	S.S FINGER LH CTR LONG TIP	8				
14	193558 03	SUPPORT FINGER	16				
OR	193558 01	FOR SPARES, CUT AND MODIFY STD	16				
		SUPPORT FINGER					
15	193558 01	SUPPORT FINGER	32				
16	197717 01	CENTRE SEED SAVER FINGER	32				
OR	291009 01	S.S. FINGER CTR LONG TIP	32				
17	197718 02	SEED SAVER FINGER LH CENTRE	8				
OR	291010 01	S.S. FINGER RH CTR LONG TIP	8				
18	194109 01	LH CENTRE FINGER W/A	8				
OR	292310 01	RICE CTR FINGER LH	8				
19	193118 01	BALANCE WEIGHT (100g)	A/R				
20	193118 02	BALANCE WEIGHT (50g)	A/R				
21	193382 01	BALANCE WEIGHT (25g)	A/R				

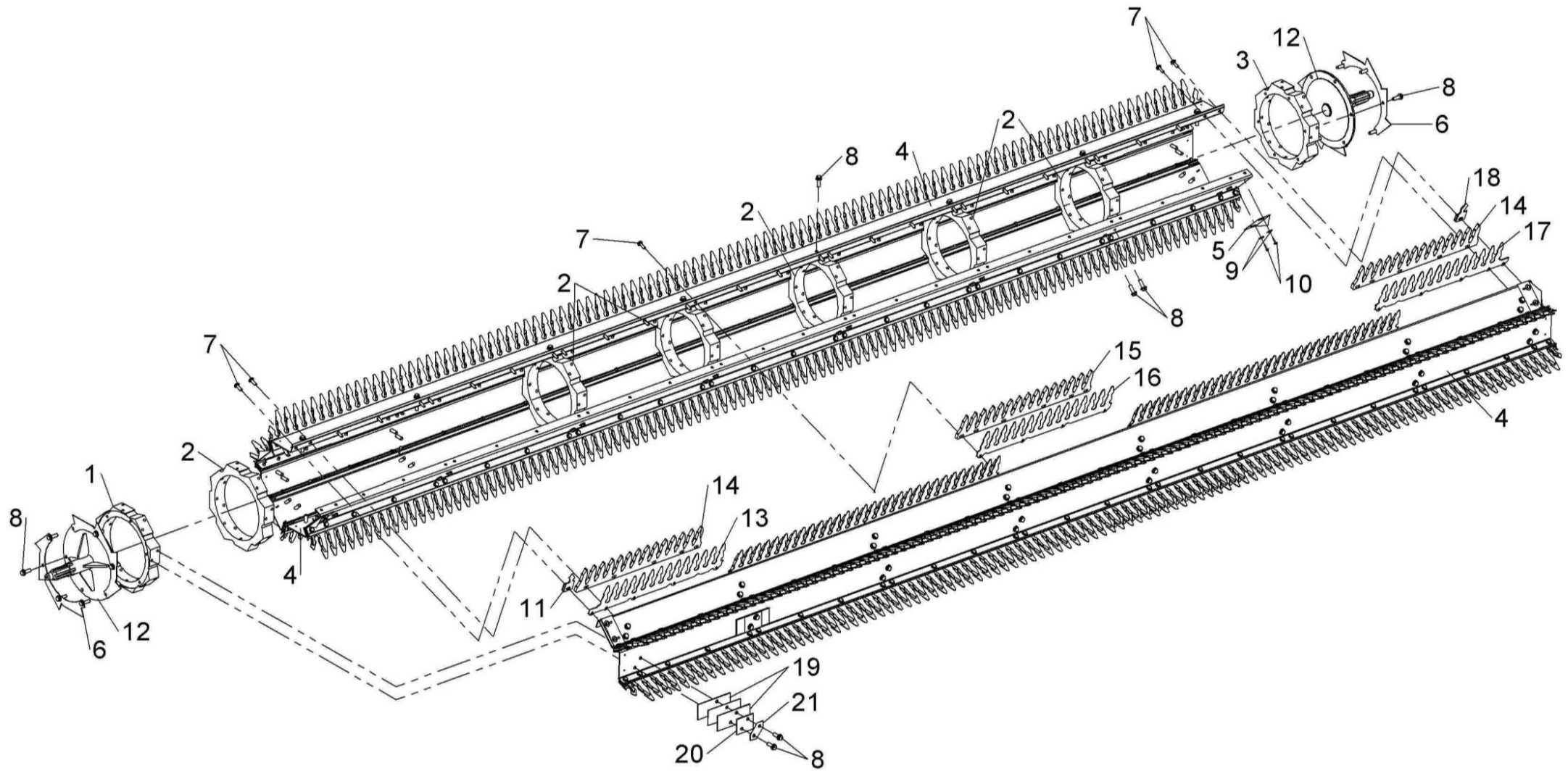
NOTE

197718 01 AND 197718 02
ARE CORRECT PARTS
WHEN FINGERS ARE SET WITH
FLANGES UP, i.e.,

AGGRESSIVE.

WHEN FLANGES ARE DOWN, i.e.,
NON-AGGRESSIVE, USE 197718 02
AND 198718 01.

291010 01 AND 291010 02
ARE CORECT PARTS
WHEN FINGERS SET WITH FLANGES
DOWN, i.e.,
NON-AGGRESSIVE, FOR RICE.
THESE FINGERS CAN NOT BE SET
AGGRESSIVELY

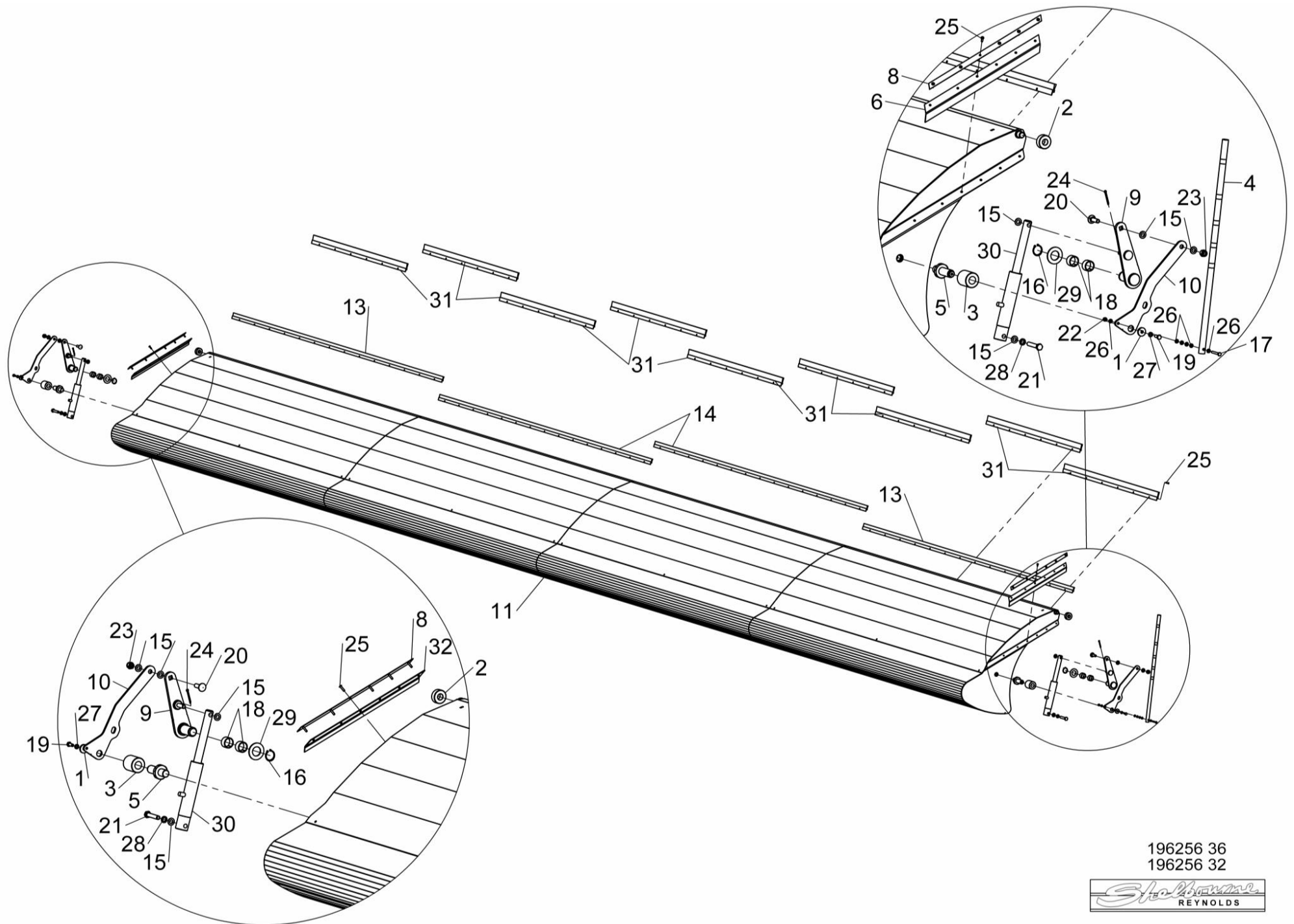


196255 04
196255 03

Shelbourne
REYNOLDS

Shelbourne Reynolds Engineering Limited

ASSY NUMBER: 196256 36				ASSY DESCRIPTION: EXCEL 36 CROP DEFLECTOR SUB ASSY			
ITEM	PART NO	DESCRIPTION	QTY	ITEM	PART NO	DESCRIPTION	QTY
1	190119 08	WASHER	2	30	195075 01	HYDRAULIC RAM	2
2	191642 01	NYLON ROLLER	2	30a	RMSK00030	RAM SEAL KIT	
3	192688 01	NYLON ROLLER	2	31	290871 01	BRUSH (1193mm) (2019 & ON)	9
4	192494 01	INDICATOR ROD	1	32	292110 02	SIDE SEAL RH (SMOOTH SIDE UP)	1
5	195379 01	SPINDLE	2				
6	292110 01	SIDE SEAL LH (SMOOTH SIDE UP)	1				
7							
8	195433 01	CLAMP STRIP	2				
9	290129 01	LEVER ARM (2017 & ON)	2				
OR	198479 01	LEVER ARM (UPTO 2017)	2				
10	290102 01	LINK ARM (2017 & ON)	2				
OR	198480 01	LINK ARM (UPTO 2017)	2				
11	292640 01	36'CROP DEFLECT. W/A (XCV/XCS)	1				
OR	196256 36A	SPARES XCV36 CROP DEF. ASSY, INC ITEMS 6,8,11,25 & 31					
11	292640 02	36'CROP DEFLECT. W/A (XRS)	1				
OR	196256 36B	SPARES XRS36 CROP DEF. ASSY, INC ITEMS 6,8,11,25 & 31					
12							
13	199191 01	BRUSH (2672mm) (UPTO 2019)	2				
OR	BRS-10000	BRUSH (3m) CUT & DRILL TO FIT					
14	199192 01	BRUSH (2700mm) (UPTO 2019)	2				
OR	BRS-10000	BRUSH (3m) CUT & DRILL TO FIT					
15	WSH-0018	PLAIN WASHER	10				
16	CIR-1150	EXTERNAL CIRCLIP	2				
17	HSSA06290	SETSCREW	1				
18	BSHK03047	BUSH	4				
19	HSS-0140	SETSCREW	2				
20	BLT-3800	COACH BOLT (2018 & ON)	2				
OR	HSS-0250	SETSCREW (UPTO 2018)	2				
21	BLTA12410	BOLT	2				
22	NUT-0260	NYLOC NUT	1				
23	NUT-0269	NYLOC NUT	2				
24	PIN-1150	SPLIT PIN	2				
25	POP-0006	POP RIVET	70				
26	WSH-0009	PLAIN WASHER	6				
27	WSH-0058	SPRING WASHER	2				
28	WSH-0065	SPRING WASHER	2				
29	WSH-1547	PLAIN WASHER	2				

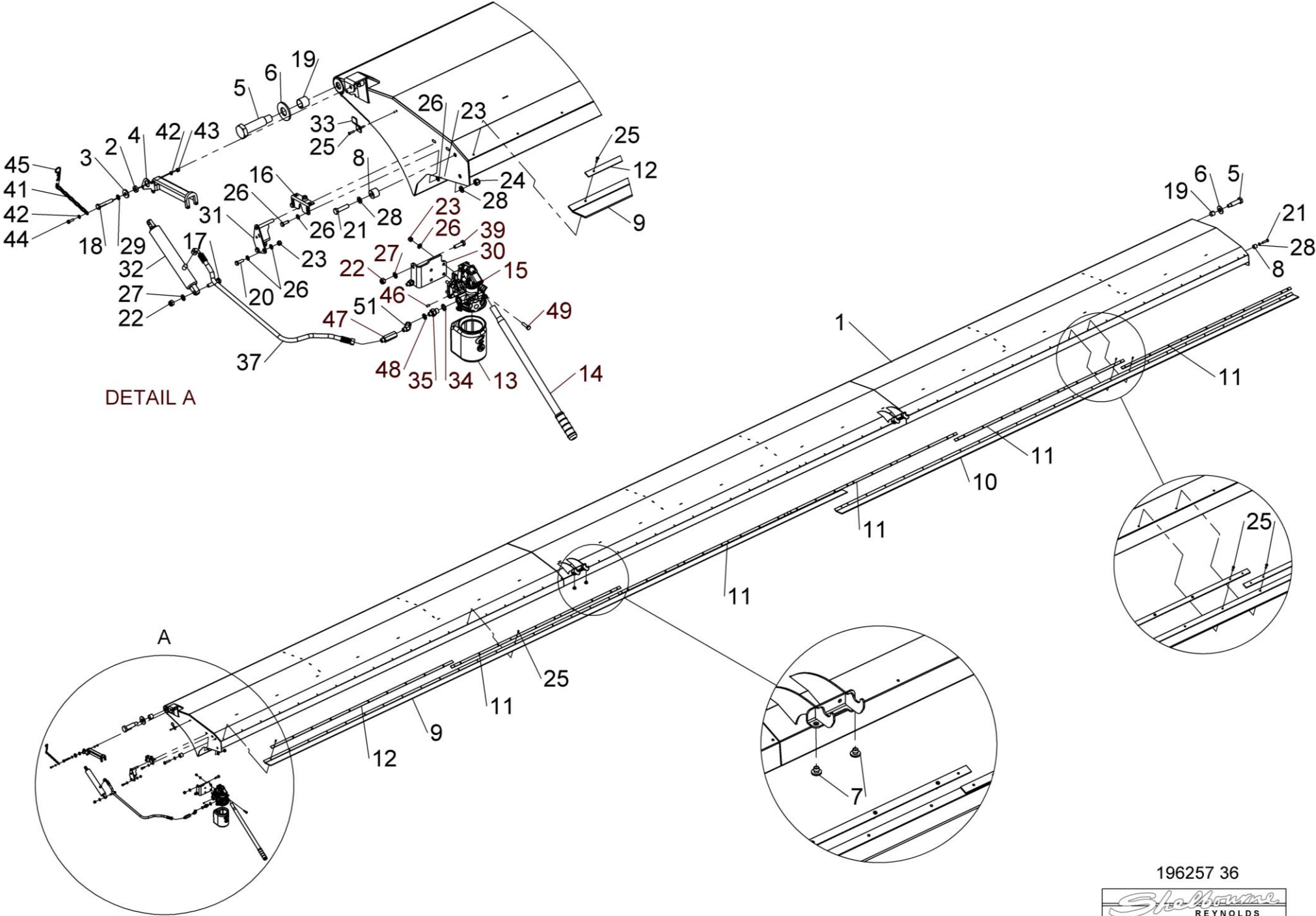


196256 36
196256 32

Shelbourne
REYNOLDS

Shelbourne Reynolds Engineering Limited

ASSY NUMBER: 196257 36				ASSY DESCRIPTION: EXCEL 36 HOOD SUB ASSY			
ITEM	PART NO	DESCRIPTION	QTY	ITEM	PART NO	DESCRIPTION	QTY
1	199880 01	36' HOOD W/A (XCV/XCS)	1	29	WSH-0061	SPRING WASHER	1
OR	199880 01K	SPARES HOOD ASSY, INC ITEMS 1, 7,8,9,10,11,12,21,24,25,28 & 33		30	199829 01	HAND PUMP BRACKET (2015 & ON)	1
1	199880 02	36' HOOD W/A (XRS)	1	OR	198595 01	HAND PUMP BRACKET (UP TO 2015)	1
OR	199880 02K	SPARES HOOD ASSY, INC ITEMS 1, 7,8,9,10,11,12,21,24,25,28 & 33		31	198608 01	SLAM LATCH BRKT W/A (UPTO 2017)	1
2	190119 79	WASHER	1	32	197601 01	HYDRAULIC CYLINDER	1
3	190119 75	WASHER	1	32a	RMSK00030	RAM SEAL KIT	
4	198311 01	RAM STOP W/A	1	33	290373 01	HOOK (2017 & ON)	1
5	192812 01	HOOD PIVOT PIN	2	34	WSH-1010	DOWTY WASHER	1
6	192813 01	LARGE WASHER	2	35	FIT-0025	M/M ADAPTOR (2015&ON)	1
7	197810 01	BUMP STOP	4	OR	HAPAA0305	RESTRICTOR FIT M/M (UP TO 2015)	1
8	198604 01	NYLON BUSH	2	36	HALAA0303	ELBOW (M/F) (UP TO 2015)	1
9	199109 01	REAR RUBBER SEAL (LONG LH)	1	37	HHBC08805	HYD HOSE ASSY (2018 & ON)	1
10	199060 01	REAR RUBBER SEAL (SHORT RH)	1	OR	HHBC09605	HYD HOSE ASSY (UPTO 2018)	1
11	198539 01	CLAMP STRIP (1780mm)	5	38			
12	199061 01	CLAMP STRIP (1912mm)	1	39	HSS-0198	SETSCREW	2
13	JAC-00222	PLASTIC HYD TANK (2015 & ON)	1	40			
OR	JAC-00221	HYD RESEVOIR TANK (UP TO 2015)	1	41	CHN-0145	CHAIN (UP TO 2018)	0.17m
14	JAC-00230	HYD PUMP HANDLE	1	42	WSH-0009	PLAIN WASHER (UP TO 2018)	2
15	JAC-00228	HYD HAND PUMP (X**36234665 & ON)		43	NUT-0260	NYLOC NUT (UP TO 2018)	1
OR	JAC-00227	HYD HAND PUMP (2015-X**36234650)	1	44	HSS-0086	SETSCREW (UP TO 2018)	1
OR	JAC-00226	HYD HAND PUMP (UP TO 2015)	1	45	CLP-00103	R CLIP (UP TO 2018)	1
15a	FITE00107	FILLER CAP		46	SCW-4530	GRUB SCREW	1
15b	HPS-01520	SEAL KIT FOR JAC-00228 & JAC-00227		47	HVB-93000	FLOW RESTRICTOR (2015 & ON)	1
15b	HPS-01510	SEAL KIT FOR JAC-00227		48	WSH-1005	DOWTY WASHER (1/4") (2015 & ON)	1
15b	HPS-01500	SEAL KIT FOR JAC-00226		49	HSS-0150	BOLT (2015 & ON)	4
16	LTC-00040	SLAM LATCH (UPTO 2017)	1	51	HASAA0303	ELBOW (45°) (2018 & ON)	1
17	BLTA10290	HEX HEAD BOLT	1				
18	BLTA10350	HEX HEAD BOLT	1				
19	BSHK03056	BUSH	2				
20	HSS-0145	SETSCREW (UPTO 2017)	5				
21	HSS-0260	SETSCREW	2				
22	NUT-0265	NYLOC NUT	3				
23	NUT-0263	NYLOC NUT	9				
24	NUT-0269	NYLOC NUT	2				
25	POP-0006	POP RIVET	59				
26	WSH-0012	PLAIN WASHER	14				
27	WSH-0015	PLAIN WASHER	3				
28	WSH-0018	PLAIN WASHER	4				



196257 36



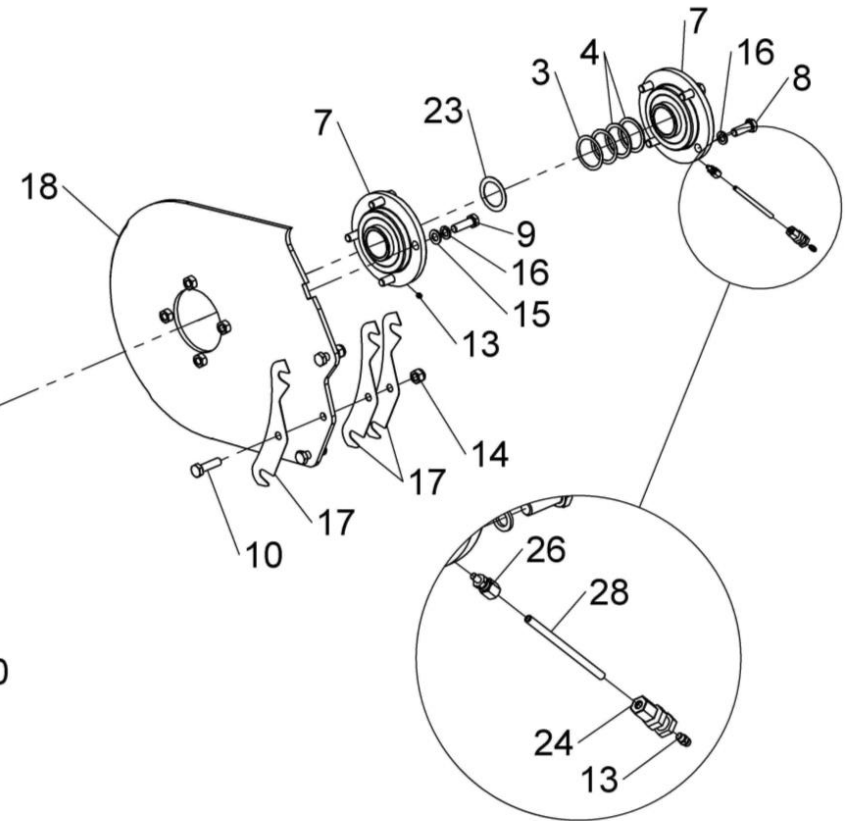
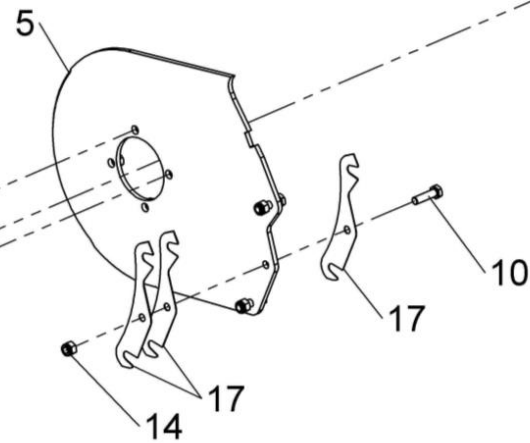
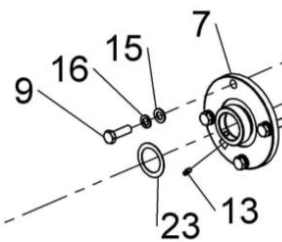
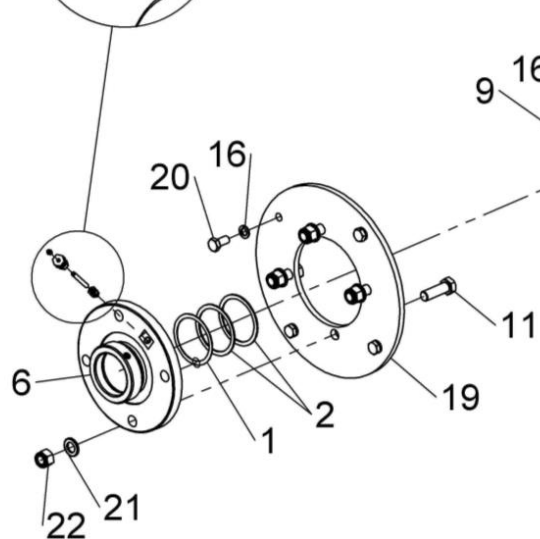
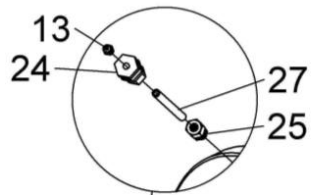
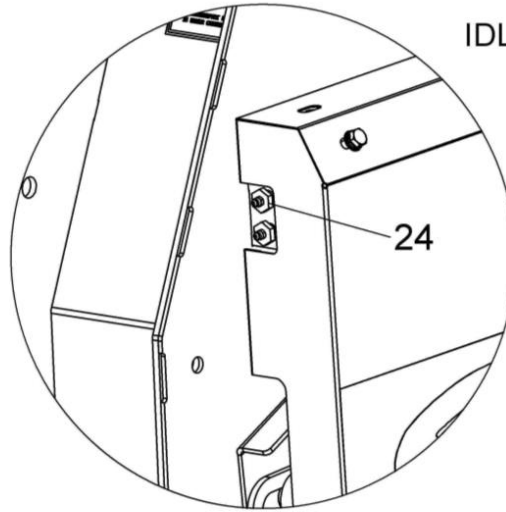
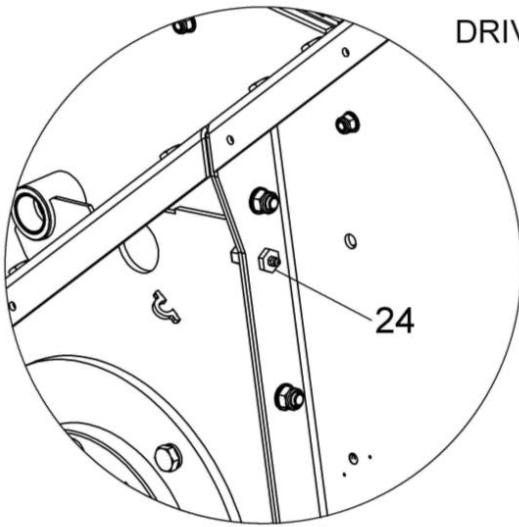
Shelbourne Reynolds Engineering Limited

ASSY NUMBER: 196258 01				ASSY DESCRIPTION: ROTOR MTG SUB			
ITEM	PART NO	DESCRIPTION	QTY	ITEM	PART NO	DESCRIPTION	QTY
1	190548 73	SHIM (1mm)	1				
2	190548 74	SHIM (2mm)	2				
3	192876 01	SHIM (1mm)	2				
4	192876 02	SHIM (2mm)	2				
5	199181 01	LH BEARING MTG PLT XCV/XCS	1				
OR	291811 01	LH BEARING MTG PLT XRS	1				
OR	291708 01	LH BEARING MTG PLT KNOCKOUT	1				
6	BRG-27040	BEARING	1				
7	BRG-3275	BEARING	3				
8	HSS-0241	SETSCREW	4				
9	HSS-0250	SETSCREW	8				
10	BLTA12290	HEX HD BOLT	6				
11	HSS-0318	SETSCREW (2013 & ON)	4				
OR	HSS-0316	SETSCREW (UPTO 2013)	4				
12							
13	NIP-00600	GREASE NIPPLE	4				
14	NUTA07120	AERO TIGHT NUT	6				
15	WSH-0018	PLAIN WASHER	8				
16	WSH-0065	SPRING WASHER	16				
17	198951 01	SHIM	6				
18	199181 02	RH BEARING MTG PLT XCV/XCS	1				
OR	291811 02	RH BEARING MTG PLT XRS	1				
OR	291708 02	RH BEARING MTG PLT KNOCKOUT	1				
19	198122 01	BEARING MTG PLATE (2013 & ON)	1				
20	HSS-0235	SETSCREW (2013 & ON)	4				
21	WSH-0070	SPRING WASHER (2021 & ON)	4				
OR	WSH-0024	WASHER (2013-2020)	4				
22	NUT-0271	NYLOC NUT (UPTO 2021)	4				
23	194128 03	SHIM (1mm)	A/R				
24	LUB-00052	BULKHEAD (2017 & ON)	2				
25	LUB-00045	STRAIGHT ADAPT (2017&ON)	1				
OR	NIP-0001	GREASE NIPPLE (UPTO2017)	1				
26	LUB-00046	STRAIGHT ADAPTOR (2017&ON)	1				
27	LUB-00044	GREASE TUBE (2017 & ON)	0.35m				
28	LUB-00044	GREASE TUBE (2017 & ON)	1.25m				

Shelbourne Reynolds Engineering Limited

DRIVE END

IDLE END



196258 01
196258 02

Shelbourne
REYNOLDS

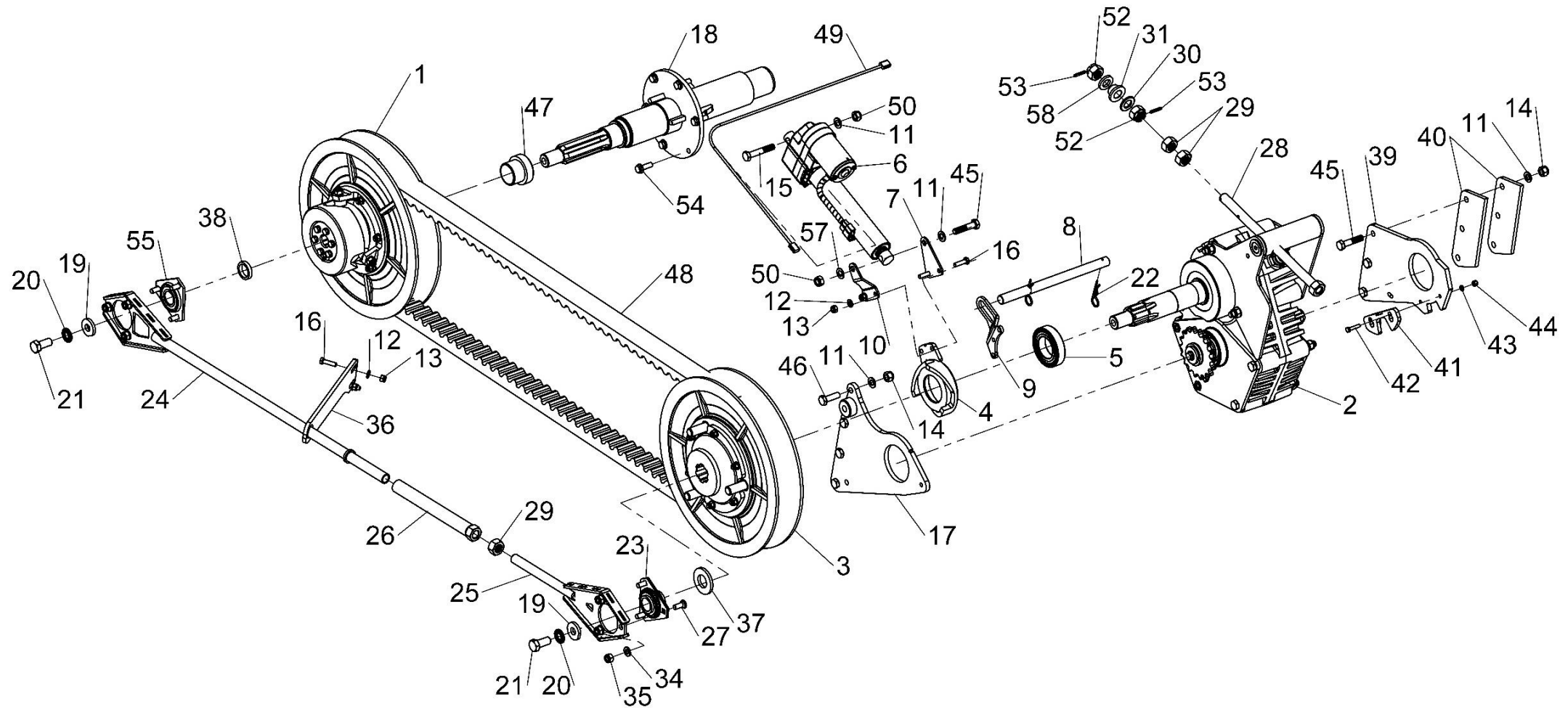
Shelbourne Reynolds Engineering Limited

ASSY NUMBER: 196262 01				ASSY DESCRIPTION: VS DRIVE SUB			
ITEM	PART NO	DESCRIPTION	QTY	ITEM	PART NO	DESCRIPTION	QTY
1	KIT-01445	ROTOR PULLEY ASSY (2022 & ON) SEE KIT-01445 PAGE FOR PARTS BREAKDOWN		18	291704 01	DRIVE SHAFT (XCV**203234 & ON)	1
OR	KIT-01399	ROTOR PULLEY ASSY (2017-2021) SEE KIT-01399 PAGE FOR PARTS BREAKDOWN		OR	198223 01	DRIVE SHAFT (2013-XCV**203234) SPARES FIT 291704 01 & 198800 03	1
OR	KIT-01385	ROTOR PULLEY ASSY (UPTO 2017) SEE KIT-01385 PAGE FOR PARTS BREAKDOWN	1	OR	198560 01	DRIVE SHAFT W/A (UPTO 2013)	1
2	GEA-0058	INPUT GEARBOX ASSY SEE GEA-0058 PAGE FOR PARTS BREAKDOWN	1	19	198800 48	WASHER	2
OR	GEA-0058CNH	SPARE GEARBOX ASSY 35/34T GEARS		20	WSHA30161	WASHER	2
OR	GEA-0058JD/CIH	SPARE GEARBOX ASSY 37/32T GEARS		21	HSS-0315	SETSCREW	2
OR	GEA-0058LEX	SPARE GEARBOX ASSY 33/36T GEARS		22	CLP-00103	R CLIP	2
3	KIT-01386	REAR PULLEY ASSY SEE KIT-01386 PAGE FOR PARTS BREAKDOWN	1	23	BRG-0240	BEARING (2013 & ON)	1
		FOR SPARES SUPPLY KIT-01463		OR	BRG-0240	BEARING (UPTO 2013)	2
4	197120 01	PULLEY ASSY & ACTUATOR CAM KIT INCLUDES KIT-01454	1	24	198236 01	TIE BAR W/A	1
5	BRG-15050NC3	ACTUATOR CAM ASSY	1	25	198232 01	TIE ROD END W/A	1
		BEARING	1	26	198235 01	TIE ROD ADJUSTER W/A	1
		FOR SPARES SUPPLY KIT-01454 SEE KIT-01454 PAGE FOR PARTS BREAKDOWN		27	BLT-3745	COACHBOLT	6
6	MOTE11008	ACTUATOR (2015 & ON)	1	28	198029 04	GEARBOX ADJUSTER ROD	1
OR	MOTE11006	ACTUATOR (UPTO 2015)	1	29	NUT-0185	PLAIN NUT	3
7	198556 01	ACTUATOR CAM PLT	1	30	WSH-0030	PLAIN WASHER	1
8	198558 01	CAM RETAINING BAR	1	31	198028 01	REAR SPRING BOSS	1
9	199477 01	CAM MTG BRKT (2013 & ON)	1	34	WSH-0015	PLAIN WASHER	6
OR	198559 01	CAM MTG BRKT (UPTO 2013)	1	35	NUT-0265	NYLOC NUT	7
10	198557 01	ACTUATOR CAM PLT	1	36	290560 01	TIE ROD RETAINER (2018 & ON)	1
11	WSH-0018	PLAIN WASHER	8	OR	198237 01	TIE ROD RETAINER (UP TO 2018)	1
12	WSH-0012	PLAIN WASHER	4	37	190548 36	WASHER	1
13	NUT-0263	NYLOC NUT	4	38	198800 03	SPACER 8mm (XCV**203234 & ON)	1
14	NUT-0269	NYLOC NUT	6	OR	190548 56	SPACER 3mm (UPTO XCV**203234)	1
15	BLTA12440	HEX.HEAD BOLT	1	39	199450 01	G BOX MTG BRKT (2013 & ON)	1
16	HSS-0150	SETSCREW	4	OR	199078 01	G BOX MTG BRKT W/A (UPTO 2013)	1
17	198555 01	GEARBOX MTG BRKT W/A	1	40	198548 01	PACKER PLATE	2
				41	198322 01	OIL LEVEL VIEWER	1
				42	HSS-0096	SETSCREW	2
				43	WSH-0009	PLAIN WASHER	2
				44	NUT-0260	NYLOC NUT	2
				45	BLTA12350	HEX.HEAD BOLT	4
				46	HSS-0250	SETSCREW	4
				47	198701 01	BOSS (UPTO 2013)	1
				48	BEL-27360C	VARI SPEED BLET (2020 & ON)	1
				OR	BEL-27357	VARI SPEED BELT (UP TO 2020 (SPARES CAN SUPPLY BEL-27360C)	1
				49	195050 07	LOOM & PLUG ASSY	1
				50	NUT-0270	NYLOC NUT	2

Shelbourne Reynolds Engineering Limited

ASSY NUMBER: 196262 01				ASSY DESCRIPTION: VS DRIVE SUB			
ITEM	PART NO	DESCRIPTION	QTY	ITEM	PART NO	DESCRIPTION	QTY
51							
52	NUT-0580	CASTLE NUT	2				
53	PIN-1620	ROLL PIN	2				
54	HSSG10204	TENSILOCK SETSCREW	6				
55	BRG-23000	BEARING (2013 & ON)	1				
56							
57	WSH-0019	PLAIN WASHER	1				
58	190119 30	WASHER	1				

Shelbourne Reynolds Engineering Limited



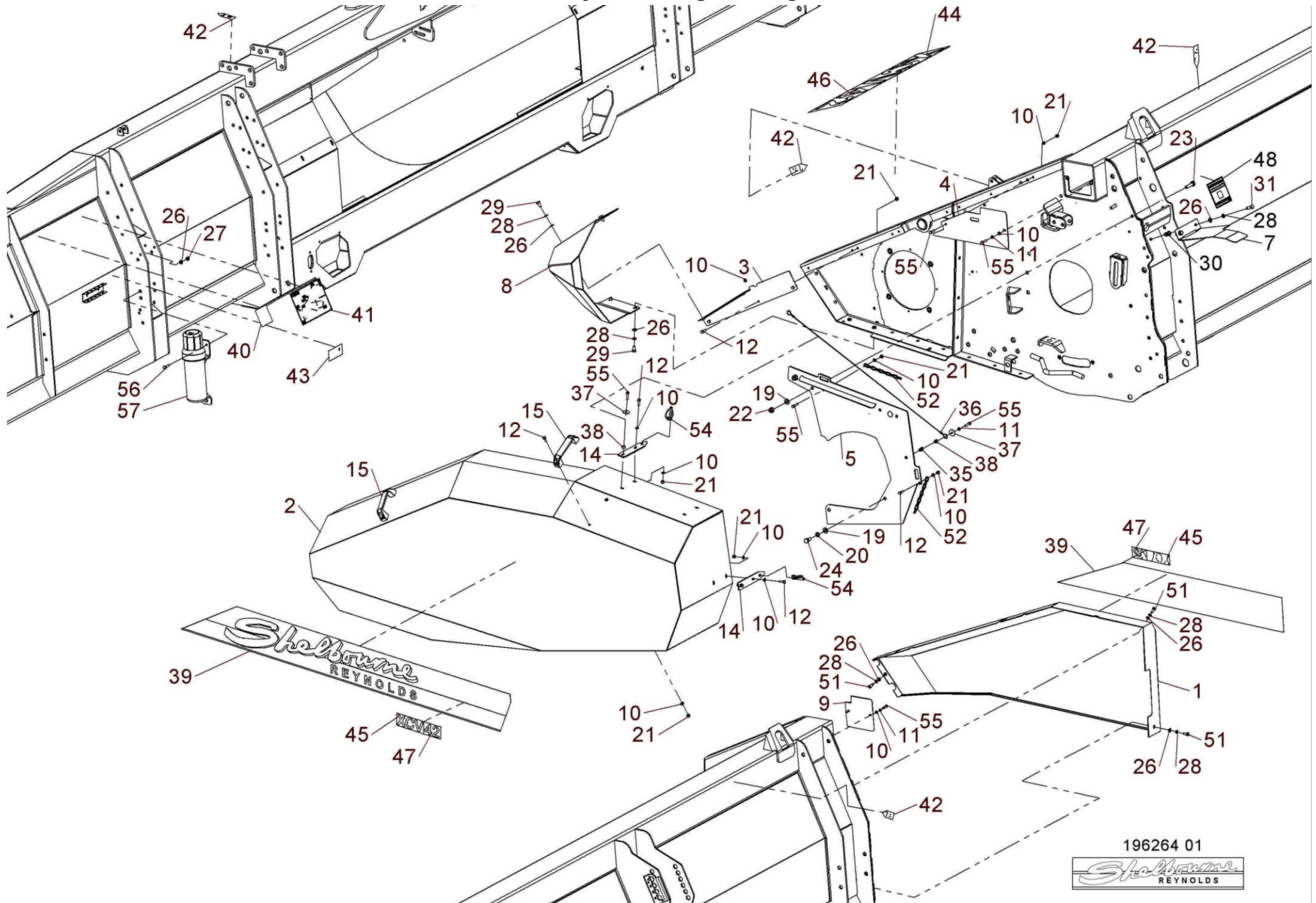
196262 01



Shelbourne Reynolds Engineering Limited

ASSY NUMBER: 196264 01				ASSY DESCRIPTION: EMBLEMS & GUARDS SUB EXCEL			
ITEM	PART NO	DESCRIPTION	QTY	ITEM	PART NO	DESCRIPTION	QTY
1	194873 01	RH SIDE GUARD	1	41	198105 01	EMBLEM (HEADER MAINTENANCE)	1
2	198600 01	DRIVE GUARD W/A	1	42	190702 04	EMBLEM (SLING POINT)	4
3	198579 01	GUARD MOUNTING PLATE W/A	1	43	613205 01	EMBLEM (SHEARBOLT PART No.)	1
4	198586 01	GUARD MOUNTING PLATE	1	44	199221 01	EMBLEM (XCV LARGE, CROP DEF.)	1
5	198599 01	DRIVE GUARD MOUNTING W/A	1	OR	199222 01	EMBLEM (XCS LARGE, CROP DEF.)	1
6				45	199221 02	EMBLEM (XCV SMALL, GUARD)	2
7	198288 01	GEARBOX COVER PLT	1	OR	199222 02	EMBLEM (XCS SMALL, GUARD)	2
8	198467 01	DRIVE END FRONT GUARD	1	46	199223 01	EMBLEM (42 LARGE, CROP DEF.)	1
9	198562 01	COVER PLATE	1	OR	199223 02	EMBLEM (36 LARGE, CROP DEF.)	1
10	WSH-0009	PLAIN WASHER	19	OR	199223 03	EMBLEM (32 LARGE, CROP DEF.)	1
11	WSH-0056	SPRING WASHER	4	47	199224 01	EMBLEM (42 SMALL, GUARD)	2
12	HSS-0086	SETSCREW	12	OR	199224 02	EMBLEM (36 SMALL, GUARD)	2
13				OR	199224 03	EMBLEM (32 SMALL, GUARD)	2
14	198567 01	GUARD LOCATING PLATE	2	48	290150 01	EMBLEM (COMBINE SETTINGS)	1
15	HND-0000	BLACK PLASTIC HANDLE	2	49			
16				50			
17				51	HSS-0140	SETSCREW	3
18				52	CHN-0145	CHAIN	0.17
19	WSH-0015	PLAIN WASHER	3	52	CHN-0145	CHAIN	0.17
20	WSH-0061	SPRING WASHER	1	53			
21	NUT-0260	NYLOC NUT	14	54	PIN-01950	LYNCH PIN	2
22	NUT-0265	NYLOC NUT	2	55	HSS-0088	SETSCREW	6
23	HSS-0202	SETSCREW	2	56	HSS-0150	SETSCREW	3
24	HSS-0185	SETSCREW	1	57	PCN-00100	MANUAL CANNISTER	1
25				58	TNF-0013	INSPECTION STICKER	1
26	WSH-0012	PLAIN WASHER	12				
27	NUT-0263	NYLOC NUT	3				
28	WSH-0058	SPRING WASHER	9				
29	HSS-0135	SETSCREW	4				
30	NUTA13087	NUTSERT	2				
31	HSS-0145	BOLT	2				
32							
33							
34							
35	NUTA13060	NUTSERT	4				
36	199630 01	GUARD RETAIN CABLE	1				
37	WSH-1036	PENNY WASHER	2				
38	190548 48	WASHER	2				
39	198764 01	EMBLEM (SHELBOURNE REYNOLDS)	2				
40	197861 01	EMBLEM (PATENTS)	1				

Shelbourne Reynolds Engineering Limited

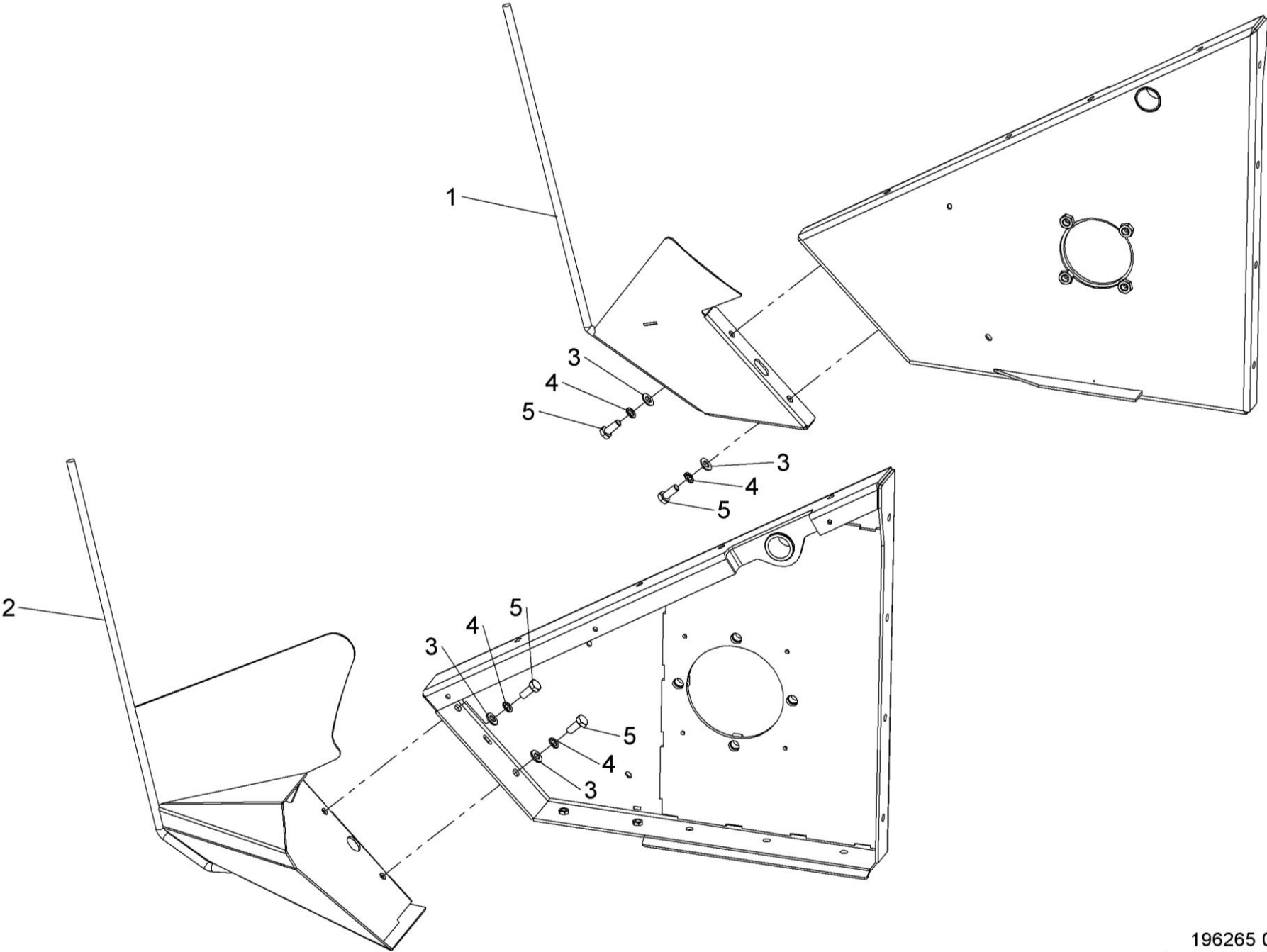


196264 01



Shelbourne Reynolds Engineering Limited

[illegible]



196265 01



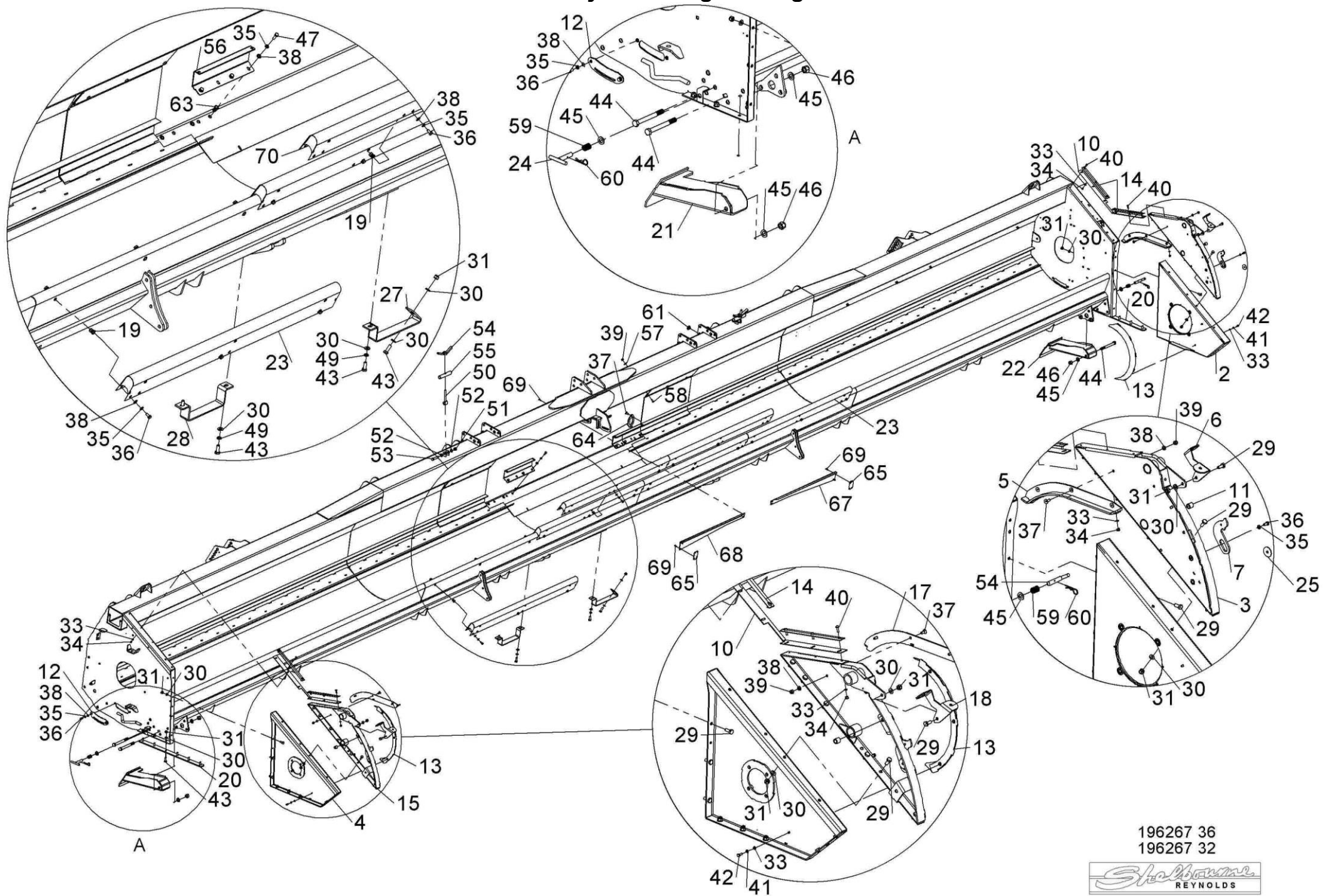
Shelbourne Reynolds Engineering Limited

ASSY NUMBER: 196267 36				ASSY DESCRIPTION: FRAME & PARTS SUB (EXCEL 36)			
ITEM	PART NO	DESCRIPTION	QTY	ITEM	PART NO	DESCRIPTION	QTY
1	199595 01	36' MAINFRAME W/A	1	32	HSS-0086	HEX HD BOLT (UP TO 2017)	4
2	290384 01	LH ROTOR MOUNT W/A (2017 & ON)	1	33	WSH-0009	PLAIN WASHER	18
OR	198386 01	LH ROTOR MOUNT W/A (UPTO 2017)	1	34	NUT-0260	NYLOC NUT	12
3	290125 01	TOP SIDE PLT LH (2017 & ON)	1	35	WSH-0058	SPRING WASHER	50
OR	198483 01	TOP SIDE PLT LH (UP TO 2017)	1	36	HSS-0135	HEX HD BOLT	42
4	290386 01	RH ROTOR MOUNT W/A (2017 & ON)	1	37	SCW-1735	CSK SOCKET HD SCREW	6
OR	198590 01	RH ROTOR MOUNT W/A (UPTO 2017)	1	38	WSH-0012	PLAIN WASHER	54
5	198485 01	NOSE RUNNER W/A	1	39	NUT-0263	NYLOC NUT	12
6	198958 01	LH LIGHT BRACKET	1	40	SCW-4960	BUTTON HD SCREW	12
7	290383 01	CROP DEF LOCK (2017 & ON)	2	41	WSH-0056	SPRING WASHER	6
OR	192809 01	NOSE STOP LATCH (UP TO 2017)	1	42	HSS-0084	HEX HD BOLT	6
8	197308 01	HORSE SHOE PLATE (UPTO 2017)	2	43	HSS-0194	HEX HD BOLT	16
9	197309 01	SECURING PLATE (UPTO 2017)	2	44	BLTA16710	HEX HD BOLT	2
10	194000 01	RUBBER SEAL STRIP	2	45	WSH-0024	PLAIN WASHER	4
11	198811 02	SPACER (2017 & ON)	2	46	NUT-0271	NYLOC NUT	2
12	195844 01	COVER PLATE	2	47	HSS-0145	HEX HD BOLT	8
13	193363 01	ROTOR DEFLECTOR	2	48	WSH-0065	SPRING WASHER (2017 & ON)	2
14	199567 01	CLAMP STRIP	4	49	WSH-0061	SPRING WASHER	3
15	290125 02	TOP SIDE PLT RH (2017 & ON)	1	50	193248 01	RETAINING ROD	2
OR	198483 02	TOP SIDE PLT RH (UPTO 2017)	1	51	NUT-0269	NYLOC NUT	2
16				52	WSH-0018	PLAIN WASHER	12
17	198485 02	NOSE RUNNER W/A	1	53	BLTA12380	HEX HD BOLT	4
18	198958 02	RH LIGHT BRACKET	1	54	193244 01	HANDLE W/A	2
19	NUTA13080	NUTSERT	40	55	193251 01	RETAINING BAR	2
20	198709 01	SIDE PLATE JOINER STRIP	2	56	199681 01	SHORT SCRAPER 321mm (UPTO 2017)	2
21	199626 02	STAND (2014 & ON)	1	OR	199091 01	LONG SCRAPER 396mm (UPTO 2017)	2
OR	198910 02	STAND (UPTO 2014)	1	57	WSH-1038	PENNY WASHER	6
22	199626 01	STAND (2014 & ON)	1	58	HSS-0140	HEX HD BOLT	6
OR	198910 01	STAND (UPTO 2014)	1	59	SPGC22015	COMPRESSION SPRING	2
23	290372 01	SPILL PLATE W/A (2017 & ON)	6	60	CLP-00103	R CLIP	2
OR	197701 01	SPILL PLATE W/A (2015 & 2016)	2	61	BPG-00200	BODY PLUG	1
OR	197701 01	SPILL PLATE W/A (UPTO 2015)	4	62	199483 01	FILL IN PLT W/A (UPTO 2014)	1
24	198720 01	LEG LOCKING PIN	2	63	NUTA13087	NUTSERT	10
25	190119 05	WASHER	2	64	199101 01	PAD PLATE (UPTO 2015)	1
26	198901 01	STOP PLATE (UPTO 2014)	2	65	199660 01	JOINING PLATE	2
27	198957 01	FORK LIFT SHOE	1	66	199672 01	JOINING PLATE (PRE 2015)	
28	195126 01	FORK LIFT SHOE	1	67	290367 01	LH TOP CENTRE PLT (2017 & ON)	1
29	HSS-0191	HEX HD BOLT	22	OR	199934 01	LH TOP CENTRE PLT (2015& 2016)	1
30	WSH-0015	PLAIN WASHER	39	OR	199673 01	LH TOP CENTRE PLT (PRE 2015)	1
31	NUT-0265	NYLOC NUT	35	68	290367 02	RH TOP CENTRE PLT (2017 & ON)	1

Shelbourne Reynolds Engineering Limited

[illegible]

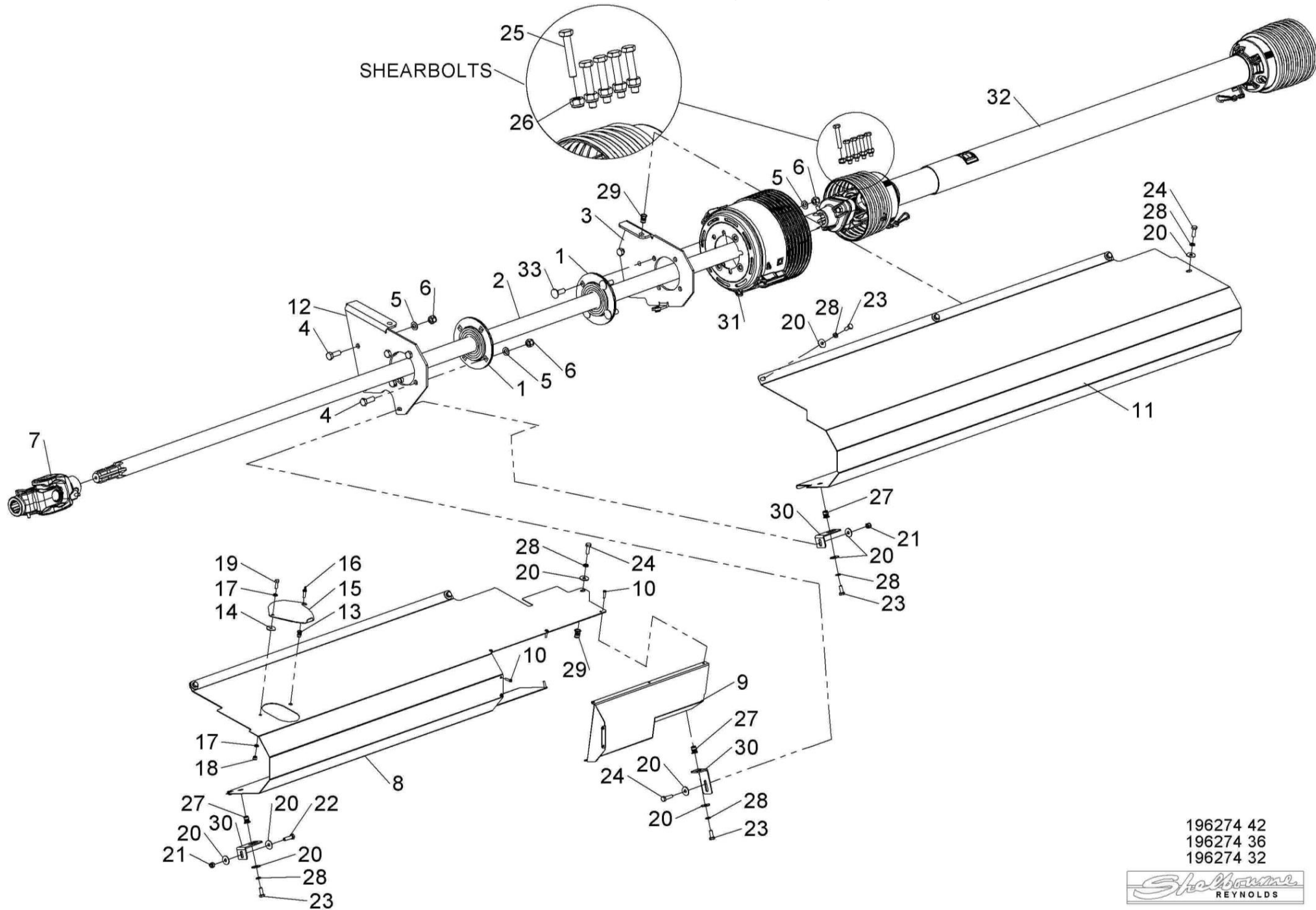
Shelbourne Reynolds Engineering Limited



Shelbourne Reynolds Engineering Limited

ASSY NUMBER: 196274 36				ASSY DESCRIPTION: REAR DRIVE SHAFT SUB ASSY (2013 & ON)			
ITEM	PART NO	DESCRIPTION	QTY	ITEM	PART NO	DESCRIPTION	QTY
1	BRG-24500	BEARING (XCV/XCS)	2				
OR	BRG-24500	BEARING (XRS)	1				
2	192982 17	DRIVE SHAFT (XCV/XCS)	1				
OR	291090 17	DRIVE SHAFT (HARD SPLINE) (XRS)	1				
3	290397 01	SHAFT SUPPORT BRKT (2017 & ON)	1				
OR	199463 01	SHAFT SUPPORT BRKT (UPTO 2017)	1				
4	HSS-0241	SETSCREW	8				
5	WSH-0018	PLAIN WASHER	12				
6	NUT-0269	NYLOC NUT	12				
7	PTO-24000WE	PTO COUPLING	1				
7a	PTO-00083	PTO CROSS BEARING					
7b	KIT-01409	GREASE POINT KIT					
8	199451 01	LH PTO GUARD	1				
9	199323 01	PTO GUARD	1				
10	POP-0006	POP RIVET	7				
11	290398 01	RH PTO GUARD (2017 & ON)	1				
OR	199465 01	RH PTO GUARD (UPTO 2017)	1				
12	199452 01	SHAFT SUPPORT BRACKET	1				
13	NUTA13060	NUTSERT	1				
14	WSH-1036	PENNY WASHER	1				
15	197757 01	COVER	1				
16	SCW-4701	THUMBSCREW	1				
17	WSH-0009	PLAIN WASHER	2				
18	NUT-0260	NYLOC NUT	1				
19	HSS-0086	SETSCREW	1				
20	WSH-1038	PENNY WASHER	14				
21	NUT-0263	NYLOC NUT	2				
22	HSS-0150	SETSCREW	2				
23	HSS-0140	SETSCREW	7				
24	HSS-0145	SETSCREW	3				
25	BLTA10384	SHEAR BOLT	5				
26	NUT-0265	NYLOC NUT	5				
27	NUTA13080	NUTSERT	3				
28	WSH-0058	SPRING WASHER	10				
29	NUTA13087	NUTSERT	3				
30	199603 01	SMALL BRACKET	3				
31	PTO-00975	PTO CONE (2017 & ON)	1				
32	PTO SHAFT	SEE DRIVE KITS - 196549 XXX OR PTO-260** PARTS PAGE					
33	BLTF12233	COACH BOLT	4				

Shelbourne Reynolds Engineering Limited



196274 42
196274 36
196274 32



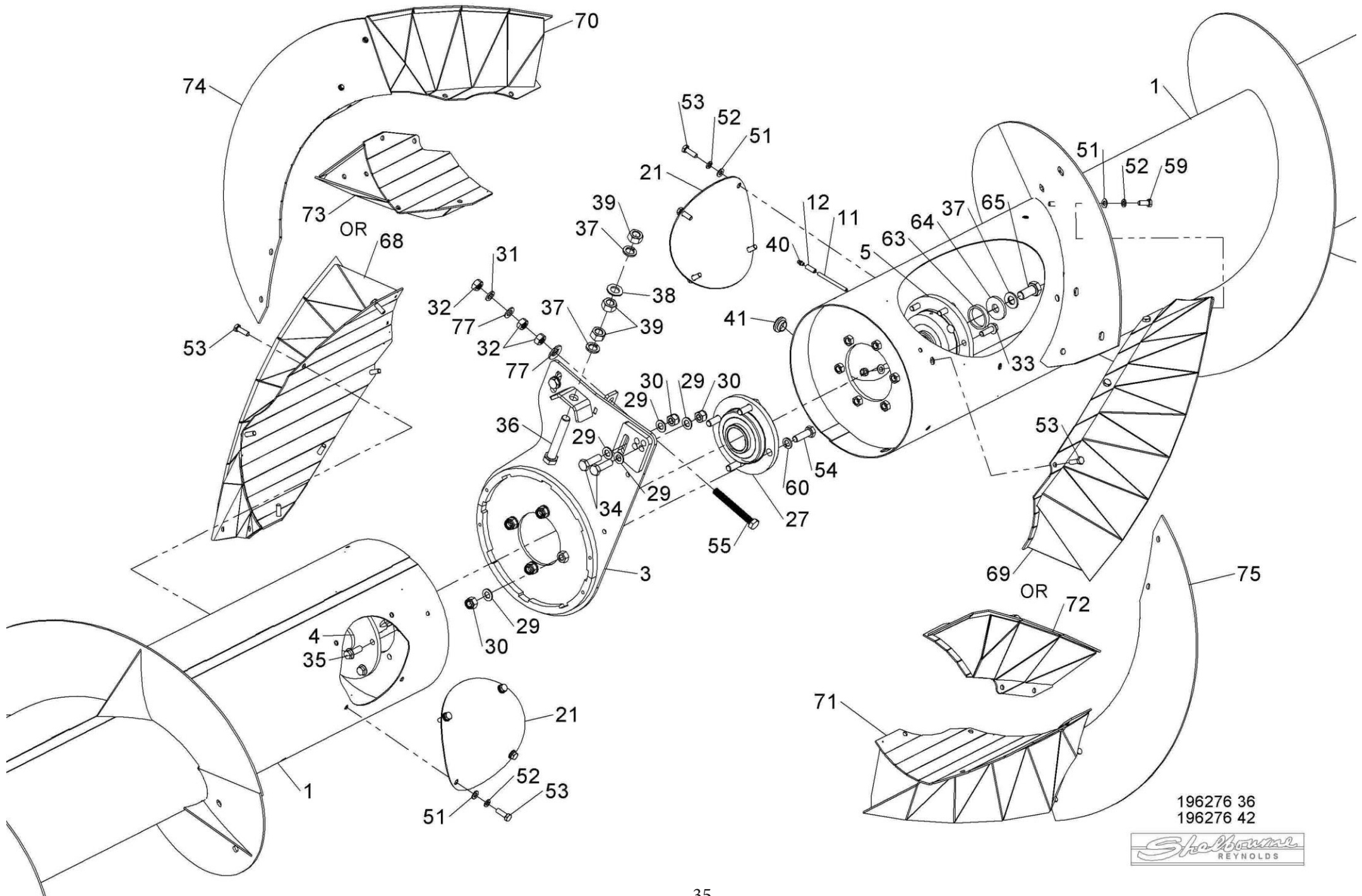
Shelbourne Reynolds Engineering Limited

ASSY NUMBER: 196276 36				ASSY DESCRIPTION: EXCEL 36 AUGER SUB ASSY (2014-2017)			
ITEM	PART NO	DESCRIPTION	QTY	ITEM	PART NO	DESCRIPTION	QTY
1	199649 01	DRIVE END AUGER W/A	1	30	NUT-0269	NYLOC NUT	6
2	290353 01	ADJUSTER PLATE LH (2017 & ON)	1	31	WSHA30161	LOCK WASHER (2017 & ON)	3
OR	199475 01	ADJUSTER PLATE LH (UPTO 2017)	1	OR	WSH-0065	SPRING WASHER (UPTO 2017)	3
3	290393 01	CTR AUGER MTG PLT (2017 & ON)	1	32	NUT-0180	PLAIN NUT (2017 & ON)	6
OR	198528 01	CTR AUGER MTG PLT (UPTO 2017)	1	OR	NUT-0170	PLAIN NUT (UPTO 2017)	7
4	290374 01	AUGER CTR DRV SHAFT (2017 & ON)	1	33	HSSG10204	TENSILOCK SETSCREW	12
OR	199891 01	AUGER CTR DRV SHAFT (2015-2016)	1	34	BLTA12260	HEX HEAD BOLT	1
OR	198514 01P	AUGER CTR.DRV.SHAFT (UPTO 2015)	1	35	HSSF12204	TENSILOCK SETSCREW	8
5	KIT-19034	BALL COUPLING KIT (2017 & ON)	1	36	HSSA16564	SETSCREW	1
OR	193114 01	BALL COUPLING ASSY (UPTO 2017)	1	37	WSHA30161	LOCK WASHER	11
6	290368 01	ADJUSTER PLATE RH (2017 & ON)	1	38	WSH-0024	PLAIN WASHER	5
OR	197711 07	ADJUSTER PLATE RH (UPTO 2017)	1	39	NUT-0180	PLAIN NUT	12
7	290379 01	IDLE END AUGER W/A (2017 & ON)	1	40	NIP-00600	GREASE NIPPLE	3
OR	199650 01	IDLE END AUGER W/A (UPTO 2017)	1	41	BPG-00200	PLASTIC BODY PLUG (UPTO 2017)	1
8	290363 01	SPACER 27mm (2017 & ON)	2	42	BRG-23560	BEARING	2
OR	200499 01	SPACER 22mm (UPTO 2017)	2	43	WSH-0015	PLAIN WASHER	14
9	190119 26	WASHER	2	44	WSH-0061	SPRING WASHER	8
10	290360 01	ADJUSTER W/A (2017 & ON)	2	45	HSS-0194	SETSCREW	8
OR	200405 01	ADJUSTER W/A (UPTO 2017)	2	46	NUT-0580	CASTLE NUT	1
11	193077 01	GREASE PIPE DTL (UPTO 2017)	1	47	PIN-1150	SPLIT PIN	1
12	193078 01	GREASE PIPE SLEEVE (UPTO 2017)	1	48	HSS-0330	SETSCREW	4
13	197704 02	IDLER SHAFT	1	49	NUT-0265	NYLOC NUT	6
14	190119 82	WASHER	2	50	BLT-3750	COACH BOLT	6
15	195848 01	AUGER DRIVE SHAFT	1	51	WSH-0012	PLAIN WASHER	36
16	190119 95	WASHER	6	52	WSH-0058	SPRING WASHER	12
17	KIT-00123	AUGER DRIVE CLUTCH (2017 & ON)	1	53	HSS-0145	SETSCREW	20
OR	KIT-00121	AUGER DRIVE CLUTCH (UPTO 2017)	1	54	HSS-0250	SETSCREW	4
18	190119 47	WASHER	1	55	HSSA16564	SETSCREW (2017 & ON)	1
19	200407 01	SUPPORT PLATE	2	OR	HSSA12564	SETSCREW (UPTO 2017)	1
20	200408 01	OVERLAP PLATE	2	56	NUT-0263	NYLOC NUT	20
21	198511 01	AUGER COVER PLATE	2	57	BRG-1995	BEARING	2
22	290164 01	IDLER ADJ SCREW (2017 & ON)	1	58	CIR-0470	CIRCLIP INT	2
OR	199063 01	IDLER ADJ SCREW (UPTO 2017)	1	59	HSS-0140	SETSCREW	12
23	131041 01	JOCKEY SPKT	2	60	WSH-0065	SPRING WASHER	4
24	190060 11	AUGER IDLE SPINDLE	2	61	BLTA12320	HEX HEAD BOLT	2
25	191040 01	SPACER	2	62	LUB-00044	GREASE PIPE (2017 & ON)	0.35
26	190548 04	WASHER	A/R	63	198800 64	WASHER (2017 & ON)	1
27	BRG-24505	BEARING	1	OR	198800 45	WASHER (2015 & 16)	1
28	BLTA12350	HEX.HEAD BOLT	2	64	190548 90	WASHER (2017 & ON)	1
29	WSH-0018	PLAIN WASHER	11	OR	190119 07	WASHER (2015 & 16)	1

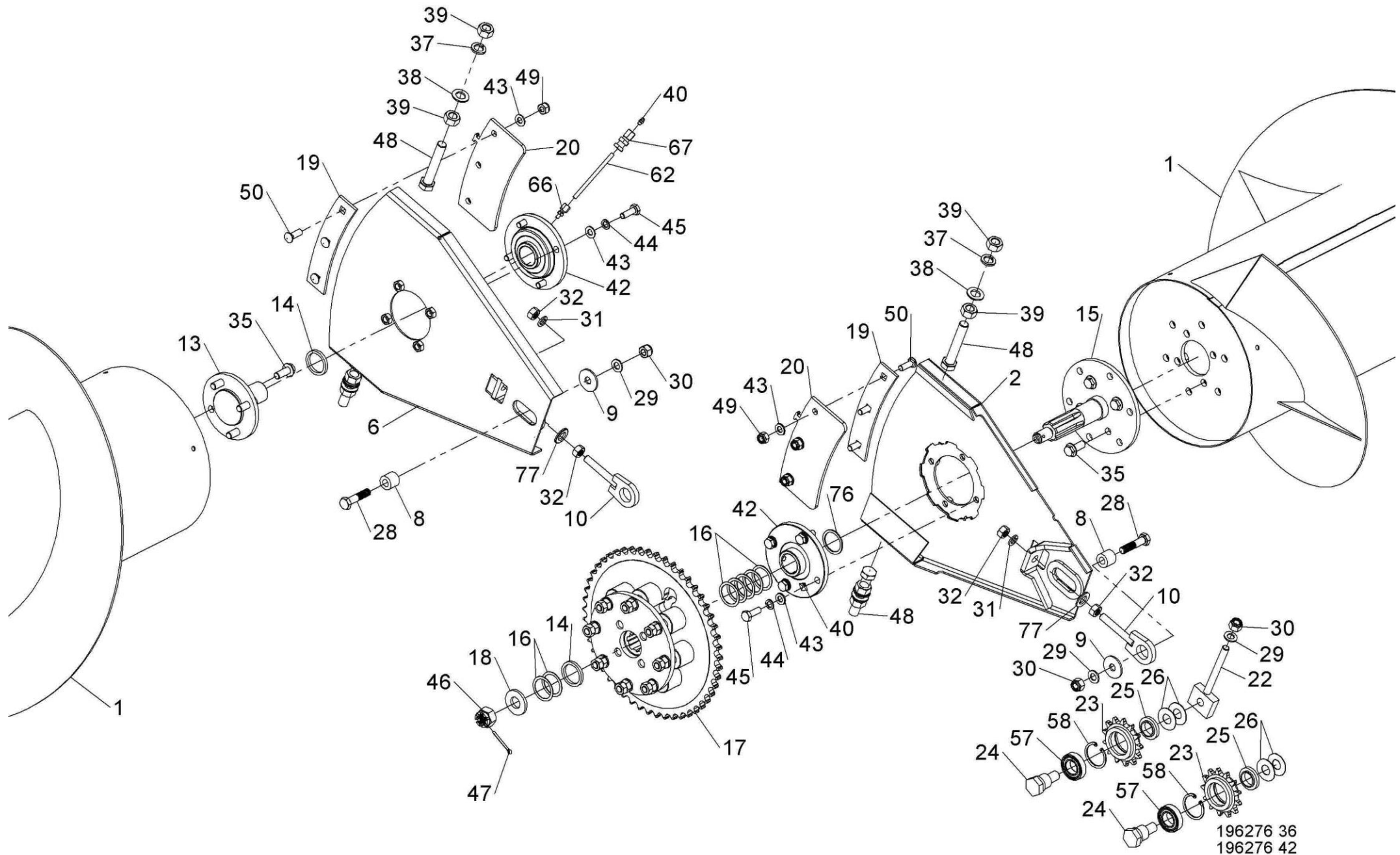
Shelbourne Reynolds Engineering Limited

ASSY NUMBER: 196276 36				ASSY DESCRIPTION: EXCEL 36 AUGER SUB ASSY (2014 & ON)			
ITEM	PART NO	DESCRIPTION	QTY	ITEM	PART NO	DESCRIPTION	QTY
65	HSS-0315	SETSCREW (2015 & ON)	1				
66	LUB-00046	STRAIGHT ADAPTOR (2017 & ON)	1				
67	LUB-00052	BULKHEAD (2017 & ON)	1				
68	199385 01	DRIVE END LONG PADDLE	1				
69	199385 02	IDLE END LONG PADDLE	1				
		ITEMS 68 & 69 USED IN WIDE PADDLE KIT ONLY (KIT-19021)					
70	199381 01	DRIVE END SHORT PADDLE	1				
71	199381 02	IDLE END SHORT PADDLE	1				
72	199382 01	PADDLE EXTENSION	1				
73	199382 02	PADDLE EXTENSION	1				
74	199656 01	OUTBOARD AUGER FLIGHT	1				
75	199656 02	OUTBOARD AUGER FLIGHT	1				
		ITEMS 70-75 USED IN NARROW PADDLE KIT ONLY (KIT-19022)					
76	190119 74	WASHER	A/R				
77	WSH-0024	PLAIN WASHER (2017 & ON)	3				
OR	WSH-0018	PLAIN WASHER (UPTO 2017)	3				

Shelbourne Reynolds Engineering Limited



Shelbourne Reynolds Engineering Limited

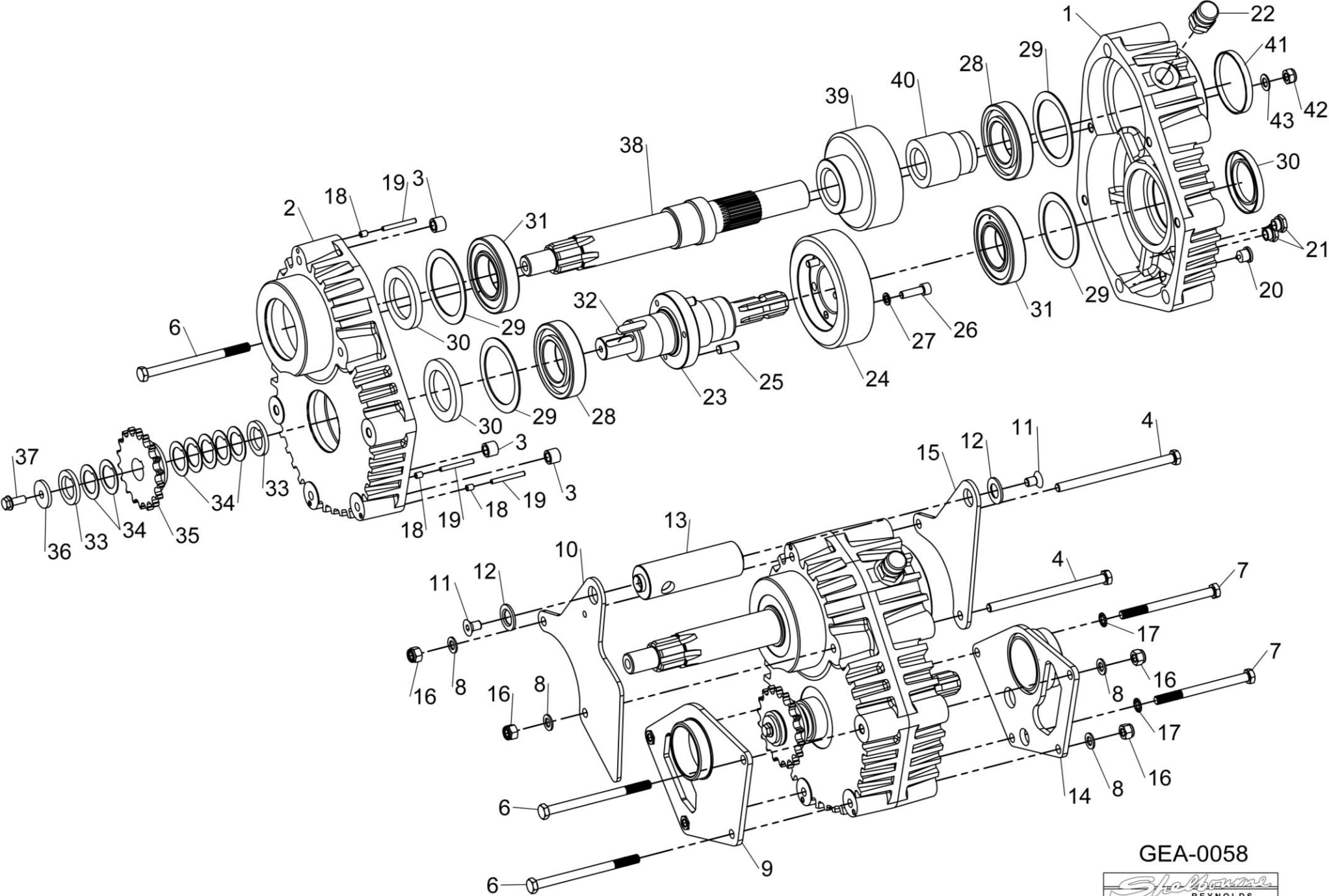


196276 36
196276 42

Shelbourne
REYNOLDS

Shelbourne Reynolds Engineering Limited

ASSY NUMBER: GEA-0058				ASSY DESCRIPTION: INPUT GEARBOX ASSY VARIABLE SPEED			
ITEM	PART NO	DESCRIPTION	QTY	ITEM	PART NO	DESCRIPTION	QTY
1	197619 03	CASE HALF (PTO SIDE)	1	OR	192768 08	AUGER DRIVE SPROCKET (13T)	1
2	197619 02	CASE HALF (PULLEY SIDE)	1	OR	192768 20	AUGER DRIVE SPROCKET (12T)	1
3	192598 01	DOWEL	3	36	190548 01	RETAINING WASHER	1
4	BLTA12810	HEX HEAD BOLT	2	37	HSSF10174	HEX HD SCREW	1
5				38	194964 01	PINION SHAFT	1
6	BLTA12750	HEX HEAD BOLT	3	39	193599 09	PINION GEAR (32 TOOTH)	1
7	BLT-2276	HEX.HEAD BOLT	2	OR	193599 11	PINION GEAR (34 TOOTH)	1
8	WSH-0018	PLAIN WASHER	4	OR	193599 12	PINION GEAR (30 TOOTH)	1
9	198021 01	G/BOX MTG PLT LH	1	OR	193599 13	PINION GEAR (36 TOOTH)	1
10	198026 01	G/BOX ADJ PLT LH	1	40	195526 01	SLEEVE	1
11	SCW-1930	CSK SKT HD SCREW	2	41	SEAZ09000	CORE PLUG SEAL	1
12	198024 01	CSK WASHER	2	42	NUT-0270	NYLOC NUT (THIN)	1
13	198023 01	GEARBOX ADJUSTER	1	43	WSH-0019	PLAIN WASHER (FORM B)	1
14	198022 01	G/BOX MTG PLT RH	1				
15	198025 01	G/BOX ADJ PLT RH	1				
16	NUT-0269	NYLOC NUT	4		GEA-0058CNH	SPARES GEARBOX ASSY C/W 35T & 34T GEARS	
17	WSHA20121	SHAKEPROOF WASHER	2		GEA-0058JD/CIH	SPARES GEARBOX ASSY C/W 37T & 32T GEARS	
18	SCW-4535	GRUBSCREW	3		GEA-0058LEX	SPARES GEARBOX ASSY C/W 33T & 36T GEARS	
19	192597 01	JACKING ROD	3				
20	FIT-0253	DRAIN PLUG	1				
21	FITD00005	SIGHT GLASS/SEAL	2				
22	FIT-0255	BREATHER	1				
23	192591 01	INPUT SHAFT	1			ABOVE SPARE GEARBOX ASSY DO NOT INCLUDE MOUNTING PLATES & AUGER SPROCKET, ITEMS, 9,10,11, 12,13,14,15,33,34,35,36 & 37	
24	192592 09	INPUT GEAR (37 TOOTH)	1				
OR	192592 11	INPUT GEAR (35 TOOTH)	1				
OR	192592 12	INPUT GEAR (39 TOOTH)	1				
OR	192592 13	INPUT GEAR (33 TOOTH)	1				
25	PIN-61217	DOWEL PIN	3				
26	SCW-0196	CAP HEAD SCREW	3				
27	WSH-0061	SPRING WASHER	3				
28	BRG-7040	BEARING	2				
29	192596 01	RING	4				
30	SEA-0590	SHAFT SEAL	3				
31	BRG-16080	SUPPORT	2				
32	K1008045	KEY	1				
33	191692 01	SPACER	2				
34	191692 02	SPACER	7				
35	192768 18	AUGER DRIVE SPROCKET (18T)	1				
OR	192768 04	AUGER DRIVE SPROCKET (16T)	1				
OR	192768 16	AUGER DRIVE SPROCKET (15T)	1				
OR	192768 10	AUGER DRIVE SPROCKET (22T)	1				

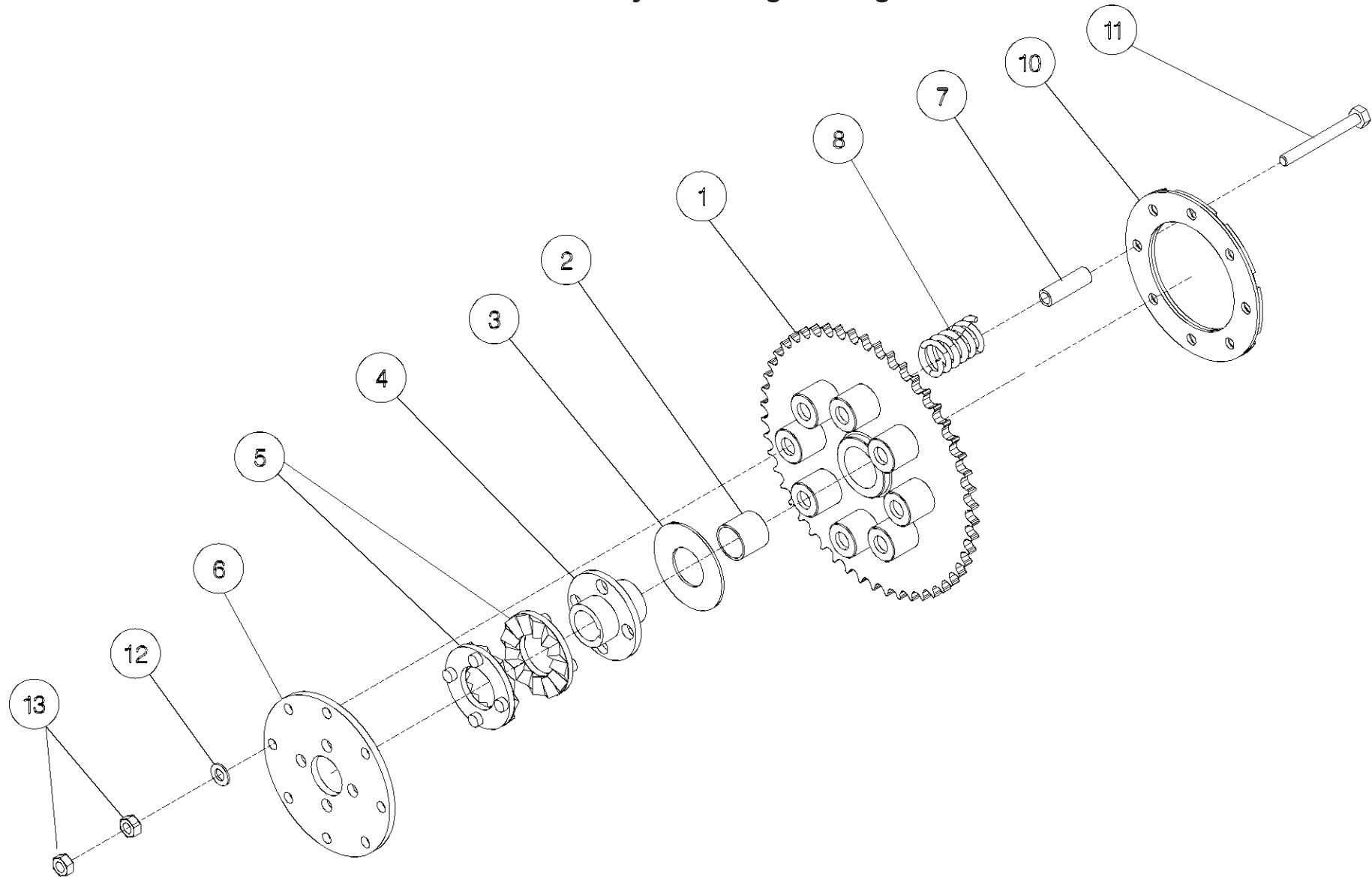


GEA-0058



Shelbourne Reynolds Engineering Limited

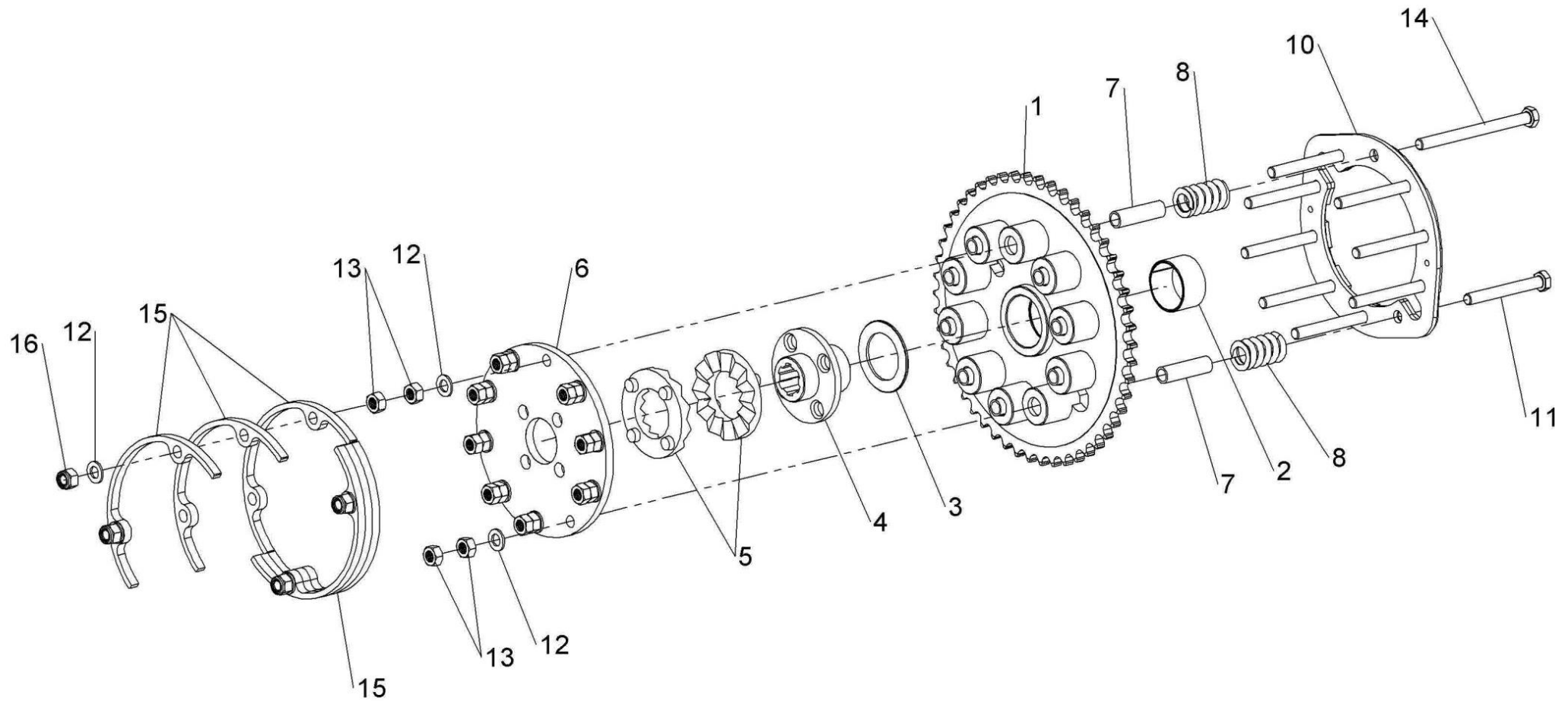
ASSY NUMBER: KIT-00121				ASSY DESCRIPTION: AUGER DRV/SPRKT CLUTCH			
ITEM	PART NO	DESCRIPTION	QTY	ITEM	PART NO	DESCRIPTION	QTY
1	290466 01	50T SPROCKET ASSY	1				
2	BSHK05056	BUSH	1				
3	192008 02	THRUST WASHER	1				
4	195850 01	SPLINED CLUTCH HUB	1				
5	131005	CLUTCH PLATE	2				
6	195429 01	DRIVE DISC	1				
7	131073 04	SPACER	8				
8	131063	SPRING	8				
10	195427 01	LOCKING RING	1				
11	BLT-2270	BOLT	8				
12	WSH-0018	PLAIN WASHER	8				
13	NUT-0170	PLAIN NUT	16				



KIT - 00119
KIT - 00121

Shelbourne Reynolds Engineering Limited

ASSY NUMBER: KIT-00123				ASSY DESCRIPTION: AUGER SLIP CLUTCH (10 SPRING)			
ITEM	PART NO	DESCRIPTION	QTY	ITEM	PART NO	DESCRIPTION	QTY
1	290418 01	50T SPROCKET ASSY	1				
2	BSHK05056	BUSH	1				
3	192008 02	THRUST WASHER	1				
4	195850 01	SPLINED CLUTCH HUB	1				
5	131005	CLUTCH PLATE	2				
6	290335 01	DRIVE DISC	1				
7	131073 04	SPACER	10				
8	131063	SPRING	10				
9							
10	290336 01	LOCKING RING	1				
11	BLT-2270	BOLT	6				
12	WSH-0018	PLAIN WASHER	14				
13	NUT-0170	PLAIN NUT	20				
14	HSSA12710	SETSCREW	4				
15	290403 01	BELT SLIPPER	6				
16	NUT-0269	NYLOC NUT	4				

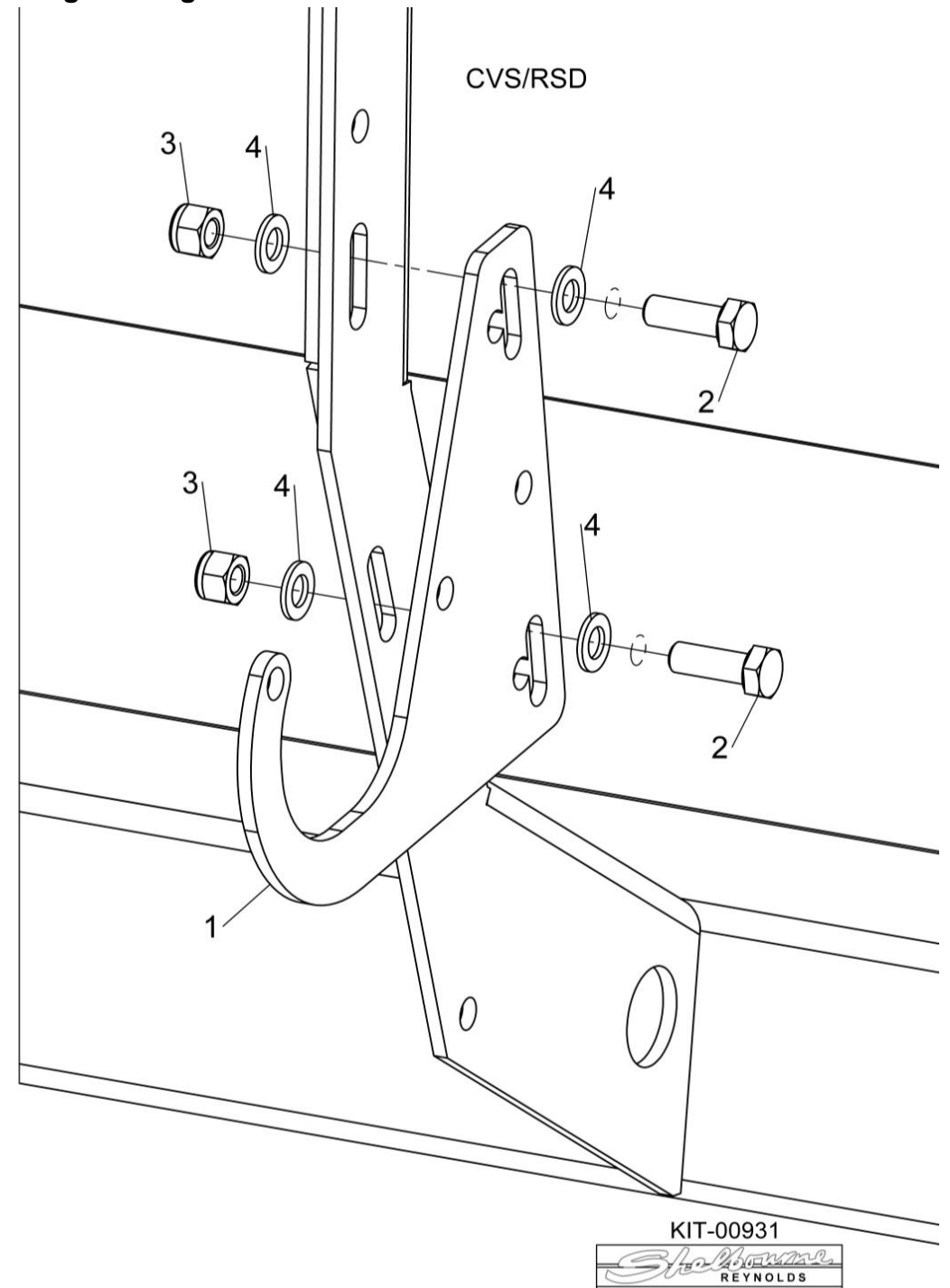
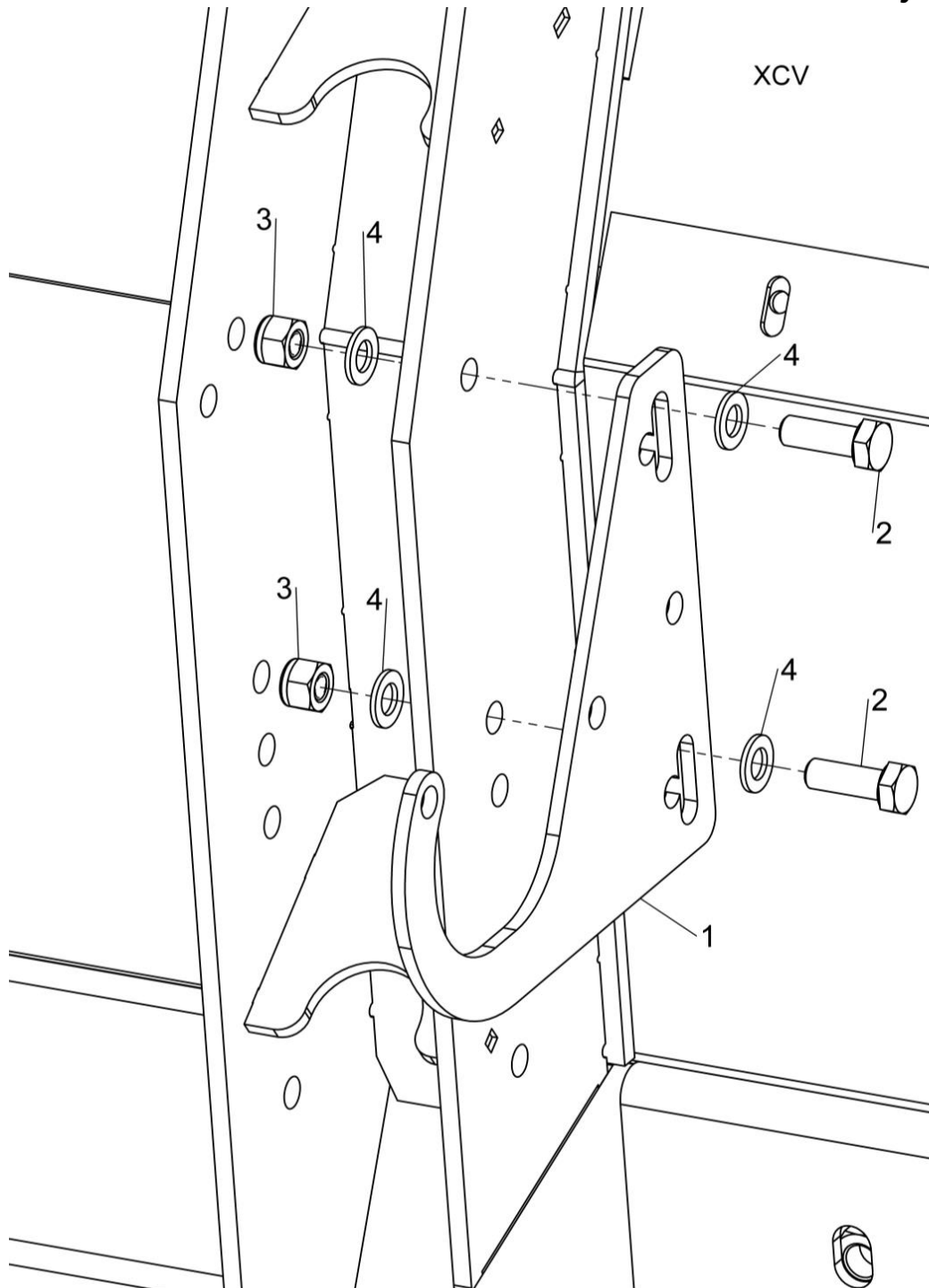


KIT-00123



Shelbourne Reynolds Engineering Limited

ASSY NUMBER: KIT-00931				ASSY DESCRIPTION: PTO SUPPORT KIT			
ITEM	PART NO	DESCRIPTION	QTY	ITEM	PART NO	DESCRIPTION	QTY
1	191945 01	PTO SUPPORT	1				
2	HSS-0241	SETSCREW	2				
3	NUT-0269	NYLOC NUT	2				
4	WSH-0018	PLAIN WASHER	4				

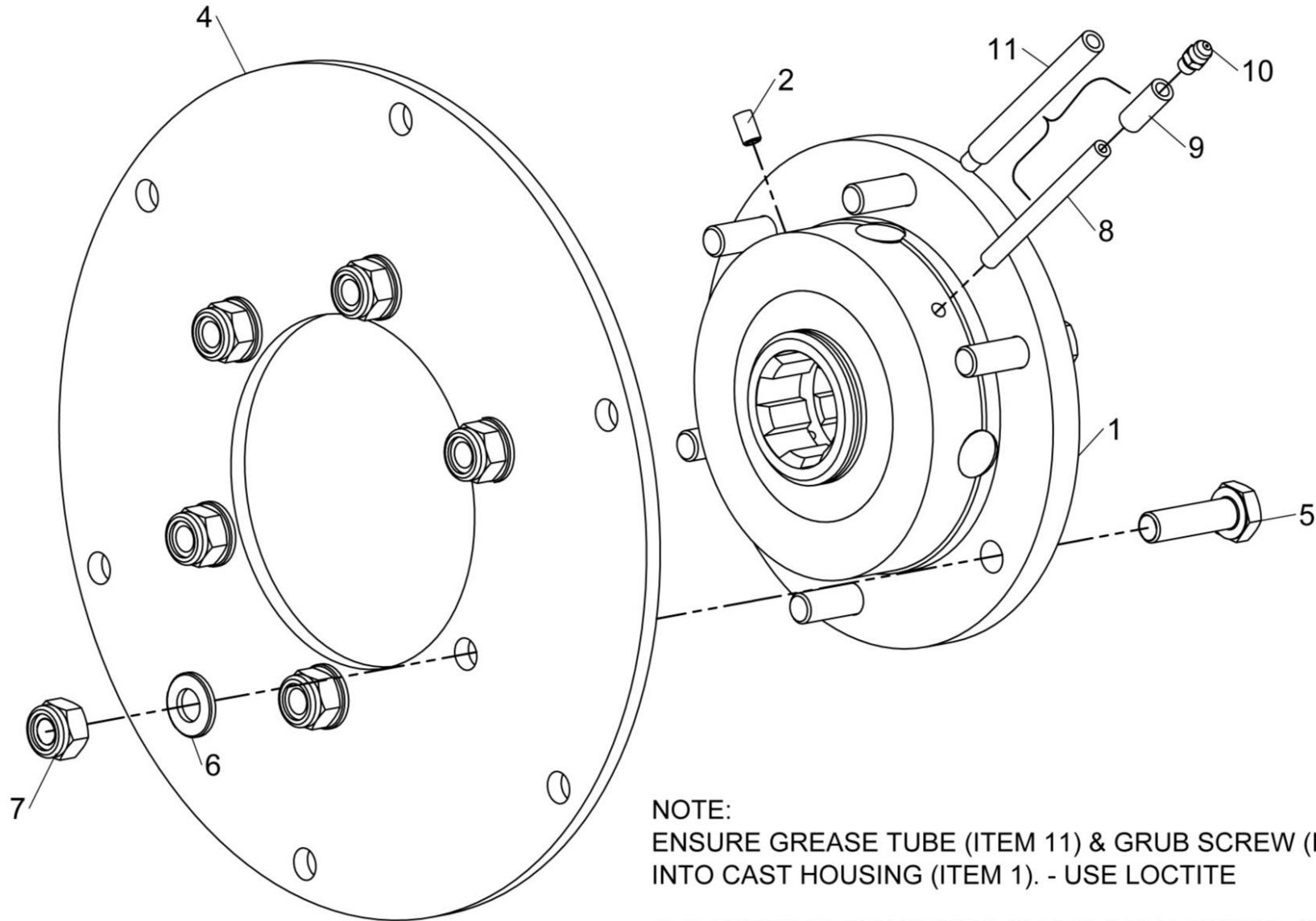


KIT-00931



Shelbourne Reynolds Engineering Limited

ASSY NUMBER: KIT-00976				ASSY DESCRIPTION: BALL JOINT CTR COUPLING			
ITEM	PART NO	DESCRIPTION	QTY	ITEM	PART NO	DESCRIPTION	QTY
1	193114 01	SPLINED BALL ASSY	1				
OR	193114P	SPARE SPLINED BALL ASSY (ALTERNATIVE TO 193114 01)					
2	SCW-4530	GRUBSCREW	1				
3							
4	193106 01	DRIVE RING PLATE	1				
5	HSS-0198	SETSCREW	6				
6	WSH-0015	PLAIN WASHER	6				
7	NUT-0265	NYLOC NUT	6				
8	193077 01	GREASE PIPE (UPTO 2022)	1				
9	193078 01	GREASE PIPE SLEEVE (UPTO 2022)	1				
10	NIP-00600	GREASE NIPPLE	1				
11	292226 01	GREASE PIPE (2022 & ON)	1				
		SUPPLY IN PLACE OF ITEMS 8 & 9					



NOTE:

ENSURE GREASE TUBE (ITEM 11) & GRUB SCREW (ITEM 2) ARE ASSEMBLED INTO CAST HOUSING (ITEM 1). - USE LOCTITE

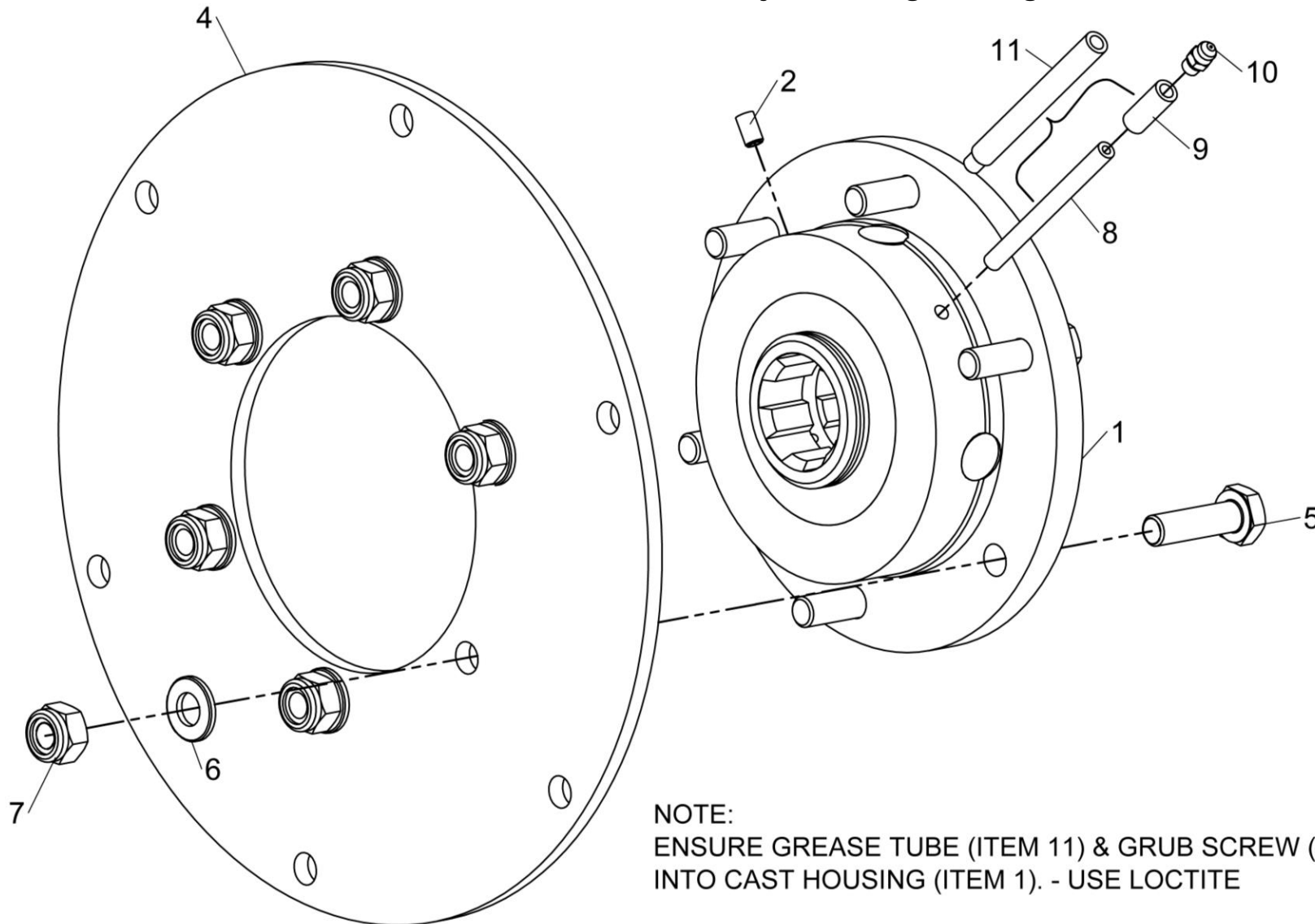
THE ORIENTATION SHOWN IS FOR A R.H. ROTOR, SWAP ITEMS 2 & 11 FOR A LH ROTOR

KIT-00976



Shelbourne Reynolds Engineering Limited

ASSY NUMBER: KIT-00976A				ASSY DESCRIPTION: BALL JOINT CTR COUPLING			
ITEM	PART NO	DESCRIPTION	QTY	ITEM	PART NO	DESCRIPTION	QTY
1 OR	193114 05 193114P	SPLINED BALL SPARE SPLINED BALL ASSY (ALTERNATIVE TO 193114 01)	1				
2							
3			1				
4	193106 01	DRIVE RING PLATE					
5	HSS-0198	SETSCREW	6				
6	WSH-0015	PLAIN WASHER	6				
7	NUT-0265	NYLOC NUT	6				
8	193077 01	GREASE PIPE (UPTO 2022)	1				
9	193078 01	GREASE PIPE SLEEVE (UPTO 2022)	1				
10	NIP-00600	GREASE NIPPLE	1				
11	292226 01	GREASE PIPE (2022 & ON) SUPPLY IN PLACE OF ITEMS 8 & 9	1				



NOTE:

ENSURE GREASE TUBE (ITEM 11) & GRUB SCREW (ITEM 2) ARE ASSEMBLED INTO CAST HOUSING (ITEM 1). - USE LOCTITE

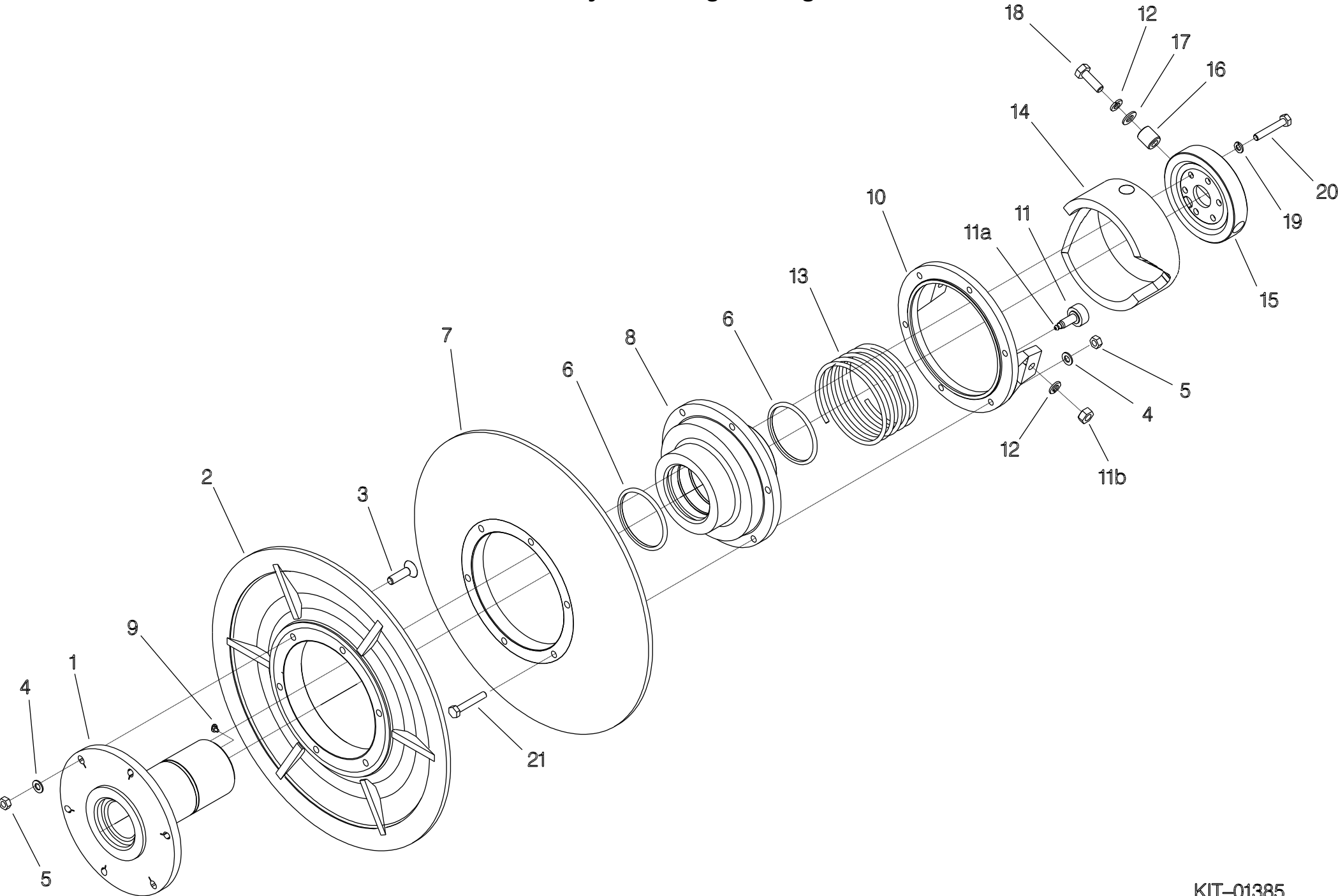
THE ORIENTATION SHOWN IS FOR A R.H. ROTOR, SWAP ITEMS 2 & 11 FOR A LH ROTOR

KIT-00976



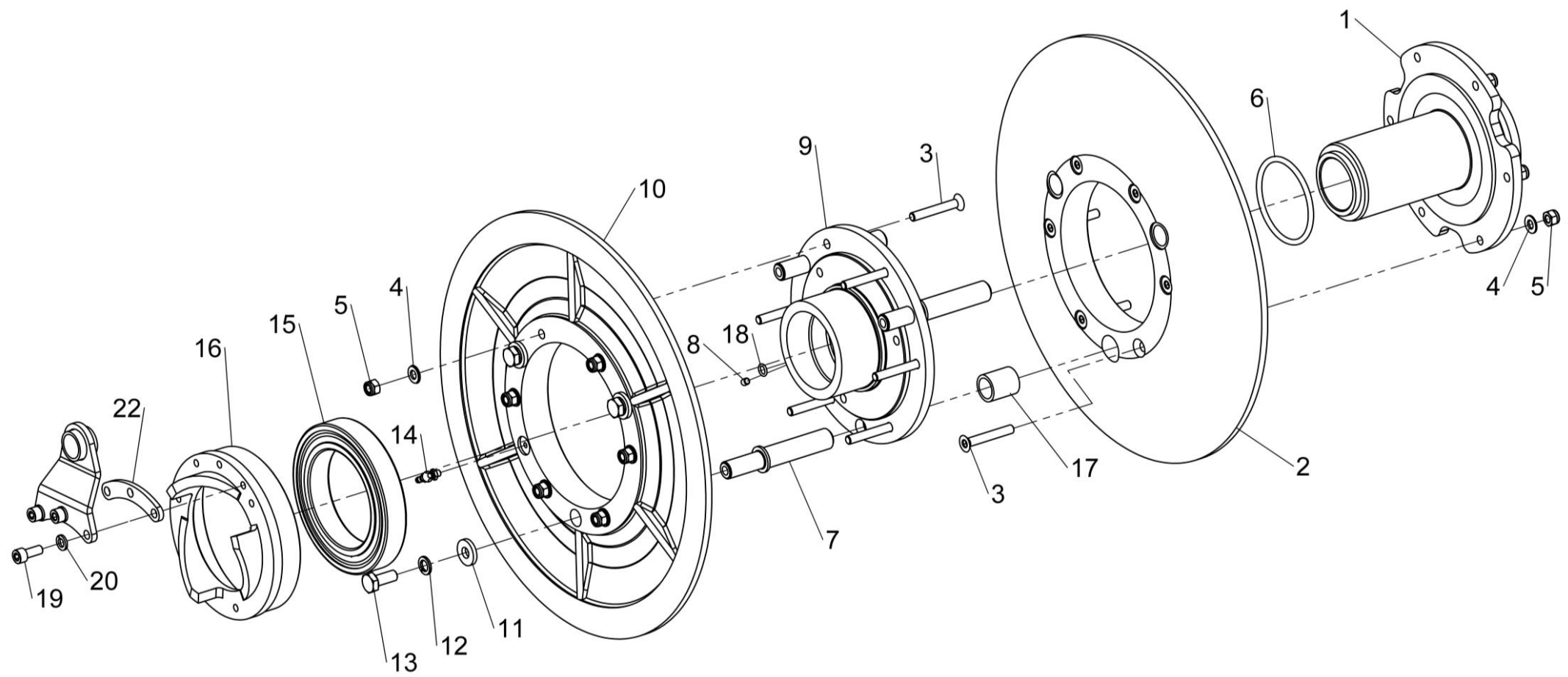
Shelbourne Reynolds Engineering Limited

ASSY NUMBER: KIT-01385				ASSY DESCRIPTION: ROTOR PULLEY ASSY (BOLT IN HUBS) 2010 & ON			
ITEM	PART NO	DESCRIPTION	QTY	ITEM	PART NO	DESCRIPTION	QTY
1	199349 01	INNER PULLEY HUB	1				
2	198269 01	INNER FRONT PULLEY	1				
3	SCEA08353	CSK.SOC HD SCREW	6				
4	WSH-0012	PLAIN WASHER	12				
5	NUT-0263	NYLOC NUT	12				
6	ORA300750	O RING	2				
7	198268 01	OUTER FRONT PULLEY	1				
8	199409 01	OUTER PULLEY HUB	1				
9	NIP-00610	GREASE NIPPLE	1				
10	198267 01	CAM FOLLOWER BRACKET	1				
11	197640 01	CAM FOLLOWER BEARING ASSY	2				
11a	KIT-01428	SPARE GREASE ZERK/NIPPLE KIT					
11b	KIT-01432	SPARE NUT & WASHER KIT					
12	WSH-0061	SPRING WASHER	4				
13	SPGC00042	SPRING (WHITE)	1				
14	194204 01	CAM	1				
15	197522 02	CAM CARRIAGE	1				
16	194202 01	SLEEVE	2				
17	190119 11	WASHER	2				
18	HSS-0202	SETSCREW	2				
19	WSH-0058	SPRING WASHER	6				
20	HSSA08380	SETSCREW (UP TO 2018)	6				
OR	HSS-0155	SETSCREW (2018 & ON)	6				
21	BLTA08350	HEX HEAD BOLT	6				



Shelbourne Reynolds Engineering Limited

ASSY NUMBER: KIT-01386				ASSY DESCRIPTION: REAR PULLEY ASSY (BOLT IN HUBS)			
ITEM	PART NO	DESCRIPTION	QTY	ITEM	PART NO	DESCRIPTION	QTY
1	199350 01	OUTER PULLEY HUB	1				
2	198270 01	OUTER REAR PULLEY	1				
3	SCEA08353	CSK SCREW	12				
4	WSH-0012	PLAIN WASHER	12				
5	NUT-0263	NYLOC NUT	12				
6	ORA300750	O RING	1				
7	198274 02	SPIGOT	3				
8	SCW-4528	GRUB SCREW	1				
9	199410 01	INNER PULLEY HUB	1				
10	198271 01	INNER PULLEY	1				
11	190119 11	WASHER	3				
12	WSH-0061	SPRING WASHER	3				
13	HSS-0191	SETSCREW	3				
14	NIP-00620	GREASE NIPPLE	1				
15	BRG-19500N	BEARING	1				
16	194970 01	STATIC CAM	1				
17	291809 01	BUSH (2021 & ON)	3				
OR	BSHD02056	BUSH (UPTO 2021)	3				
18	ORA120080	O RING	1				
19	SCW-0133	CAP HEAD SCREW	3				
20	WSH-0058	SPRING WASHER	3				
21	SEE DRIVE SUB	STATIC CAM ARM	1				
22	197465 01	CAM ARM SPACER	1				

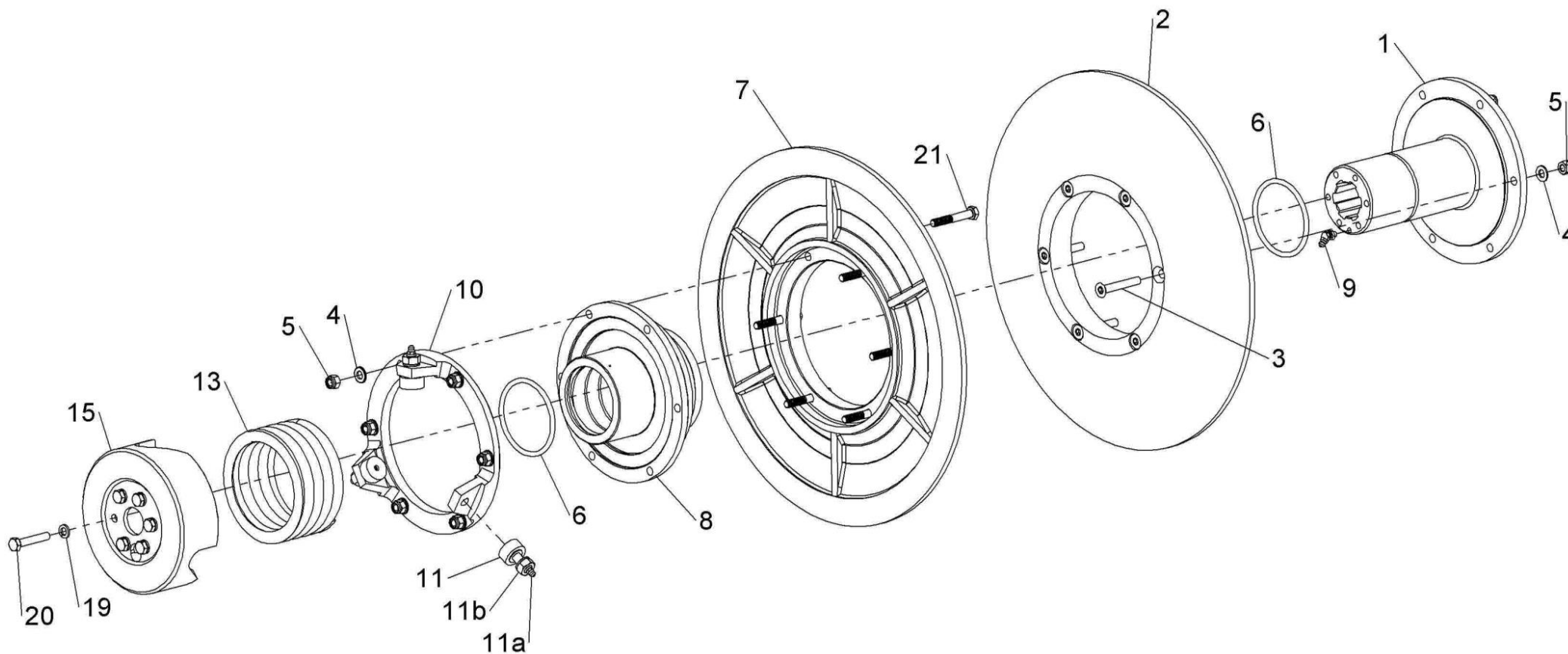


KIT-01386



Shelbourne Reynolds Engineering Limited

ASSY NUMBER: KIT-01399				ASSY DESCRIPTION: ROTOR PULLEY ASSY (2017-2021)			
ITEM	PART NO	DESCRIPTION	QTY	ITEM	PART NO	DESCRIPTION	QTY
1	199349 01	INNER PULLEY HUB	1				
2	198269 01	INNER FRONT PULLEY	1				
3	SCEA08353	CSK.SOC HD SCREW	6				
4	WSH-0012	PLAIN WASHER	12				
5	NUT-0263	NYLOC NUT	12				
6	ORA300750	O RING	2				
7	198268 01	OUTER FRONT PULLEY	1				
8	199409 01	OUTER PULLEY HUB	1				
9	NIP-00610	GREASE NIPPLE	1				
10	199407 01	CAM FOLLOWER BRACKET	1				
11	197640 01	CAM FOLLOWER BEARING ASSY	3				
11a	KIT-01428	SPARE GREASE ZERK/NIPPLE KIT					
11b	KIT-01432	SPARE NUT & WASHER KIT					
12							
13	SPGC00047	SPRING (RED)	1				
14							
15	199408 01	FIXED CAM (45°)	1				
16							
17							
18							
19	WSH-0058	SPRING WASHER	6				
20	HSSA08380	SETSCREW (2018 & ON)	6				
OR	HSS-0155	SETSCREW (UP TO 2018)	6				
21	BLTA08350	HEX HEAD BOLT	6				

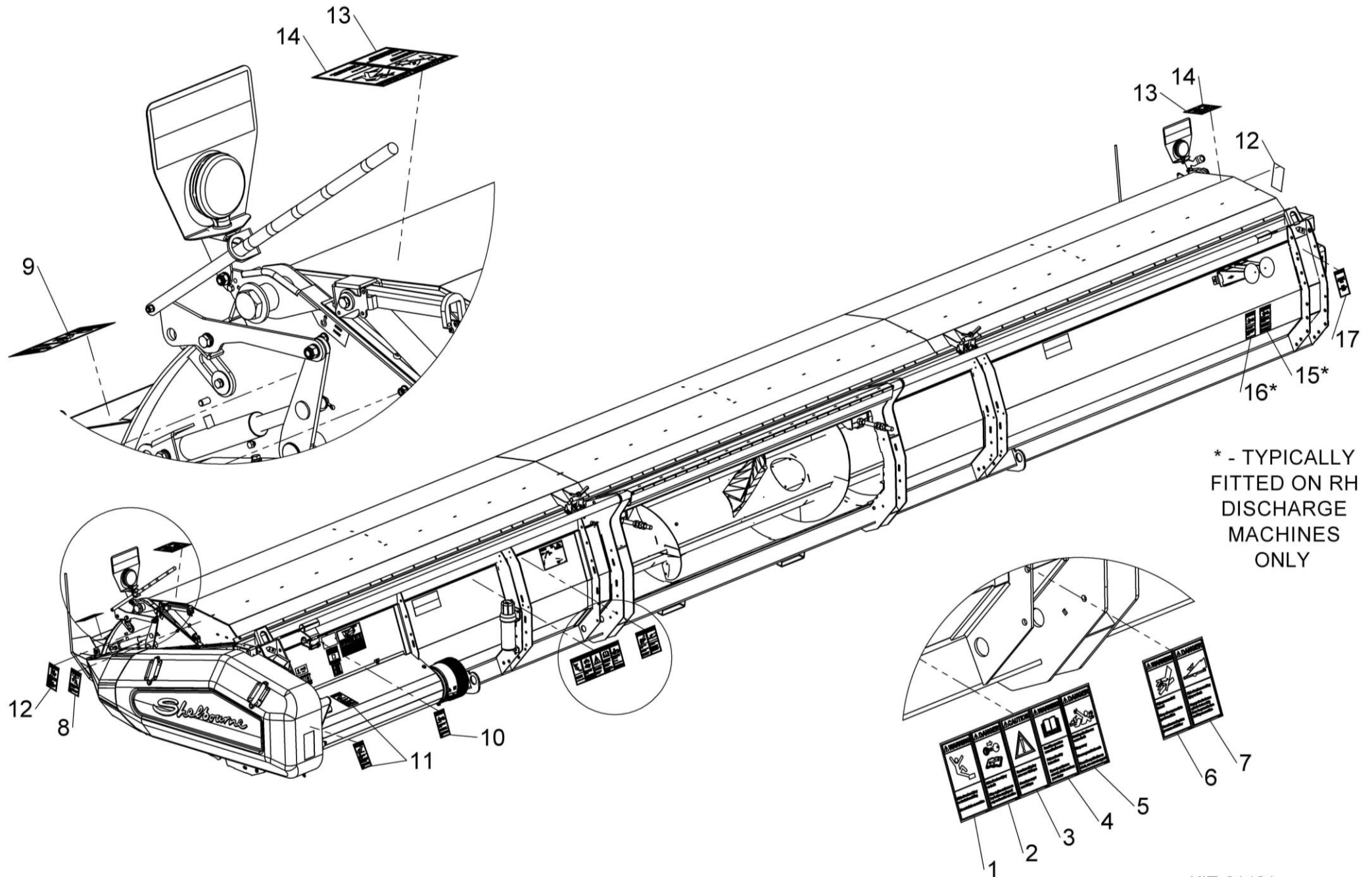


KIT-01399



Shelbourne Reynolds Engineering Limited

ASSY NUMBER: KIT-01401				ASSY DESCRIPTION: SAFETY DECAL KIT NORTH AMERICA			
ITEM	PART NO	DESCRIPTION	QTY	ITEM	PART NO	DESCRIPTION	QTY
1	198835 01	EMBLEM - DO NOT CLIMB	1				
2	198840 01	EMBLEM - STOP ENGINE	1				
3	198838 01	EMBLEM - SPEED RESTRICTION	1				
4	199011 01	EMBLEM - READ OPS MANUAL	1				
5	198842 01	EMBLEM - ROTATING DRIVE LINE	1				
6	198832 01	EMBLEM - HIGH PRESSUE FLUID	1				
7	198844 01	EMBLEM - RISK OF CRUSHING	1				
8	198843 01	EMBLEM - HOOD LOCK	1				
9	198836 01	EMBLEM - CROP DEFLECTOR LOCK	1				
10	198839 01	EMBLEM - AUGER	1				
11	198837 01	EMBLEM - MOVING PARTS UNDER	2				
12	198833 01	EMBLEM - CROP DEFLECTOR HAND	2				
13	198841 01	EMBLEM - ROTOR KEEP AWAY	2				
14	198834 01	EMBLEM - STAND CLEAR ROTOR	2				
15	291880 01	EMBLEM - AUGER UNDER COVER	1				
16	291881 01	EMBLEM - AUGER NO COVER	1				
17	291968 01	EMBLEM - P65	1				

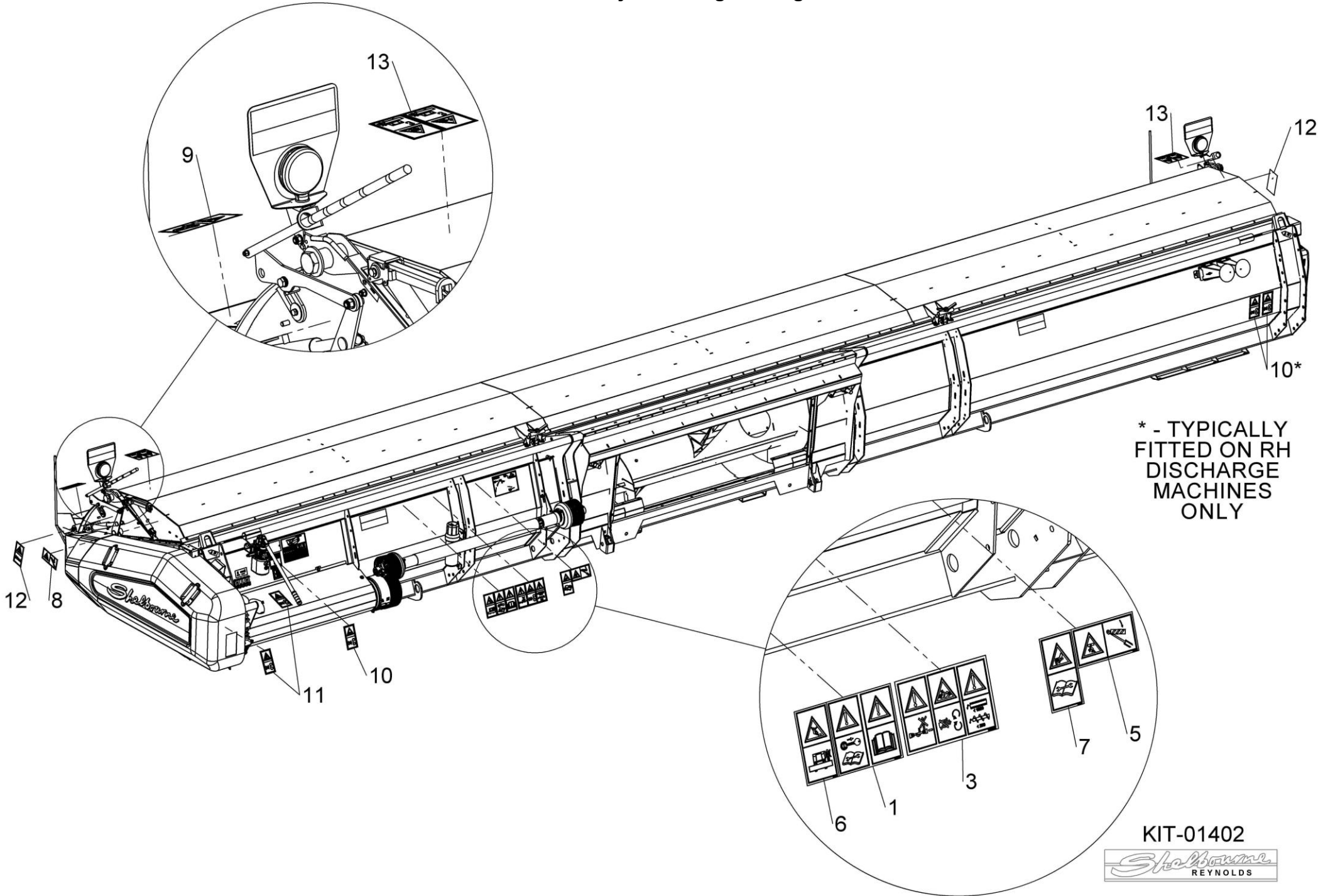


KIT-01401



Shelbourne Reynolds Engineering Limited

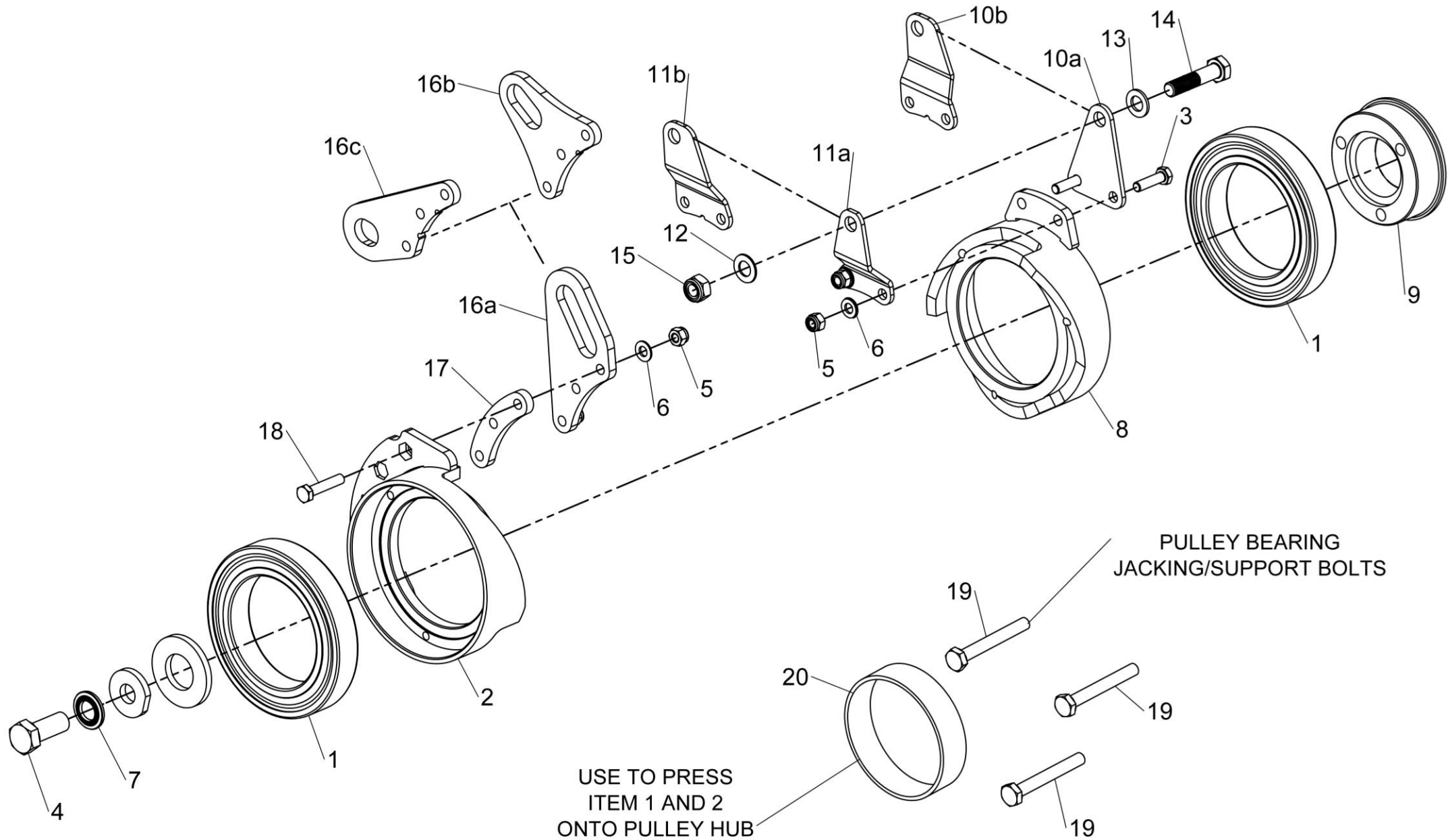
ASSY NUMBER: KIT-01402				ASSY DESCRIPTION: SAFETY DECAL KIT ISO			
ITEM	PART NO	DESCRIPTION	QTY	ITEM	PART NO	DESCRIPTION	QTY
1	TNF-0011	EMBLEM - SAFETY MAINTENANCE	1				
2		OPERATORS MANUAL					
3	TNF-0012	EMBLEM - PTO GUARDS	1				
4		ROTOR/AUGER SPEED					
		PTO CHAIN					
5	210435 01	EMBLEM - FEEDER HOUSE LOCK	1				
6	198847 01	EMBLEM - CLIMBING	1				
7	198846 01	EMBLEM - HIGH PRESSURE OIL	1				
8	210435 01	EMBLEM - HOOD LOCK	1				
9	198845 01	EMBLEM - CROP DEFLECTOR LOCK	1				
10	193393 01	EMBLEM - AUGER	3				
11	193392 01	EMBLEM - MOVING PARTS UNDER	2				
12	800215 01	EMBLEM - CROP DEFLECTOR HAND	2				
13	TNF-0010	EMBLEM - FLYING OBJECTS	2				
14		ROTOR ENTANGLEMENT					



Shelbourne Reynolds Engineering Limited

ASSY NUMBER: KIT-01454				ASSY DESCRIPTION: VS DRIVE CAM & BEARING KIT, ALL YEARS			
ITEM	PART NO	DESCRIPTION	QTY	ITEM	PART NO	DESCRIPTION	QTY
1	BRG-19500NC3	BEARING	2	20	292804 01	PRESS RING	1
2	292733 01	STATIC CAM W/A	1	<div style="border: 1px solid black; padding: 10px;"> <p style="text-align: center;">FOR ASSEMBLY INFORMATION</p> <p style="text-align: center;">SEE VS DRIVE CAM & BEARING INSTRUCTIONS.</p> <p style="text-align: center;">INSTRUCTIONAL VIDEO CAN BE FOUND AT</p> <p style="text-align: center;">www.shelbourne.com</p> <p style="text-align: center;">TIPS TO ASSIST IDENTIFYING YOUR MACHINE MODEL AND YEAR:</p> <p style="text-align: center;">XCV- SPRUNG, PIVOTING ADAPTOR PLATE WITH GAUGE WHEELS AT REAR OF HEADER.</p> <p style="text-align: center;">CVS & RVS - BOLTED ADAPTOR PLATE, BRACING TUBE ACROSS TOP OF MACHINE.</p> <p style="text-align: center;">LOCATE SERIAL NUMBER ON THE REAR LH OR RH END OF THE MACHINE.</p> <p style="text-align: center;">7 DIGIT SERIAL NUMBERS 2000-2009</p> <p style="text-align: center;">EXAMPLE '2122843'</p> <p style="text-align: center;">1ST 2ND & 3RD DIGITS ARE FACOTRY BUILD NUMBERS, 4TH & 5TH IS THE SIZE OF MACHINE IN FEET (28'), 6TH DIGIT IS A FACTORY MACHINE TYPE NUMBER & 7TH DIGIT IS YEAR OF MANUFACTURE (2003).</p> <p style="text-align: center;">11 DIGIT SERIAL NUMBERS 2010 AND ON</p> <p style="text-align: center;">EXAMPLE 'XCV42198964'</p> <p style="text-align: center;">1ST, 2ND & 3RD LETTERS SHOW THE TYPE OF MACHINE (XCV), 4TH & 5TH DIGITS SHOW THE MACHINE SIZE (42'), 6TH & 7TH DIGIT SHOW THE MODEL YEAR (2019), REMAINING DIGITS ARE FACTORY BUILD NUMBERS.</p> </div>			
3	HSS-0150	HEX HD SET SCREW	2				
4	HSS-0316	HEX HD SET SCREW	1				
5	NUT-0263	NYLOC NUT	5				
6	WSH-0012	PLAIN WASHER	5				
7	WSHA30161	LOCKWASHER	1				
8	292704 01	ACTUATOR CAM W/A	1				
9	292695 01	BEARING BOSS	1				
10a	292709 01	ACTUATOR BRKT	1				
		XCV 2012 AND ON (ALL YEARS) & CVS 2018 & ON (PRE-ASSEMBLED)					
OR							
10b	292740 02	RH ACTUATOR BRKT (1 NOTCH)	1				
		CVS & RVS 2001-2017					
11a	292710 01	FOLDED ACTUATOR BRKT	1				
		XCV 2012 AND ON (ALL YEARS) & CVS 2018 & ON (PRE-ASSEMBLED)					
OR							
11b	292740 01	LH ACTUATOR BRKT (1 NOTCH)	1				
		CVS & RVS 2001-2017					
12	WSH-0019	PLAIN WASHER	1				
13	WSH-0018	PLAIN WASHER	1				
14	BLTA12350	HEX HD BOLT	1				
15	NUT-0270	NYLOC NUT	1				
16a	292737 01	BOLT ON STATIC CAM PLATE					
		XCV 2012 AND ON (ALL YEARS) & CVS 2018 & ON (PRE-ASSEMBLED)					
OR							
16b	292739 01	BOLT ON STATIC CAM (1 NOTCH)	1				
		CVS & RVS 2007-2017					
		CVS & RVS 2001-2006, WITHOUT ROTOR GEARBOX					
OR							
16c	292741 01	STATIC CAM PLATE (2 NOTCHES)	1				
		CVS & RVS 2001-2006, WITH ROTOR GEARBOX					
17	292736 01	3 BOLT SPACER	1				
18	HSS-0153	HEX HD SET SCREW	3				
19	HSSA10500	HEX HD SET SCREW	3				

Shelbourne Reynolds Engineering Limited



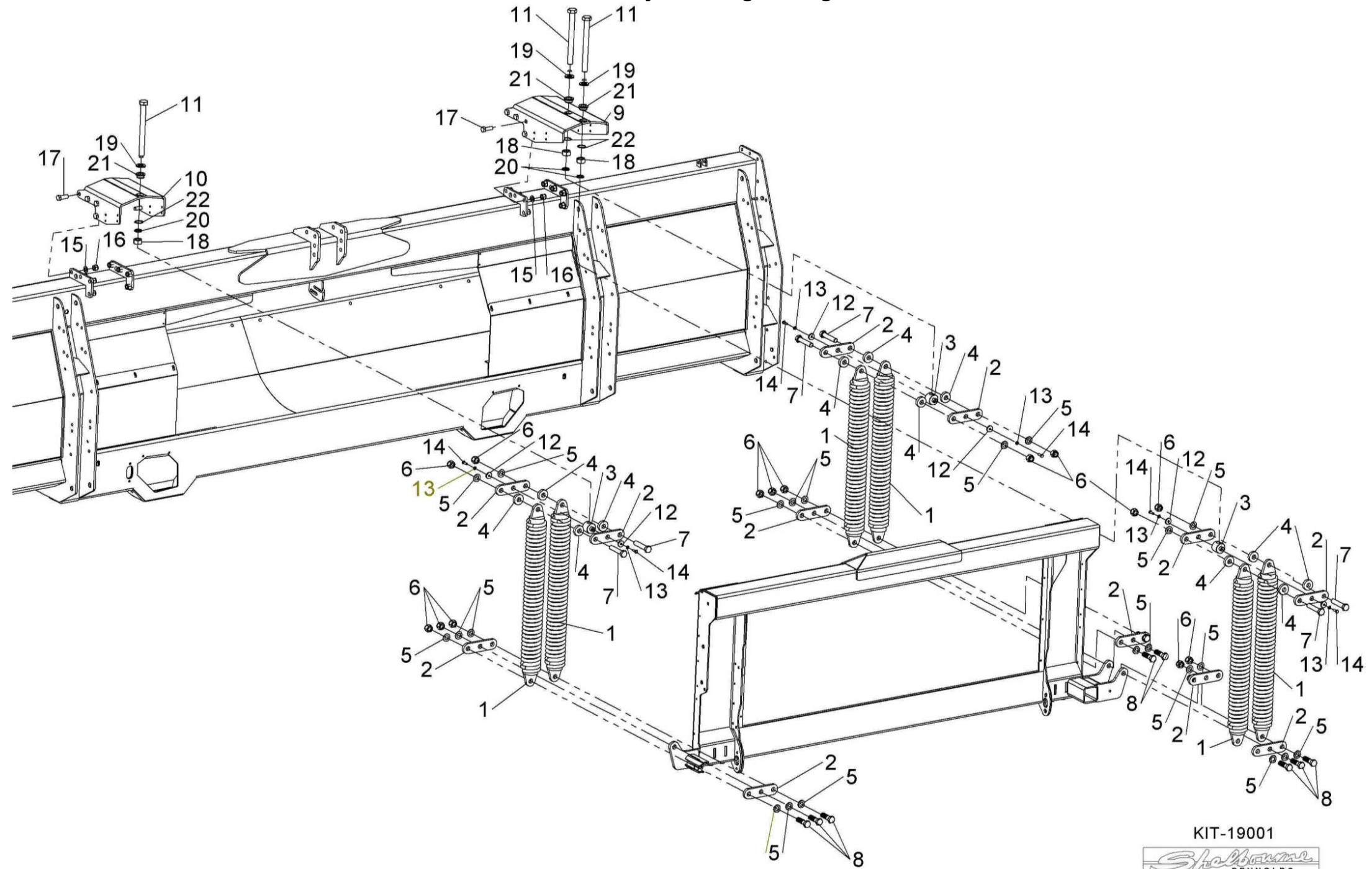
KIT-01454



Shelbourne Reynolds Engineering Limited

ASSY NUMBER: KIT-19001				ASSY DESCRIPTION: SPRING TILT KIT			
ITEM	PART NO	DESCRIPTION	QTY	ITEM	PART NO	DESCRIPTION	QTY
1	198659 01	TILT SPRING	6				
2	198645 01	SPRING MOUNTING PLATE	12				
3	199670 01	SPRING ADJ BUSH (2014 & ON)	3				
OR	198646 01	SPRING ADJ BUSH (UPTO 2014)					
4	190548 98	SPACER	12				
5	WSH-0030	PLAIN WASHER	24				
6	NUTA02200	NYLOC NUT	15				
7	BLTA20560	BOLT	6				
8	BLT-2367	BOLT	9				
9	199624 01	TOP MOUNTING RH (2014 & ON)	1				
OR	198647 01	TOP MOUNTING RH (PRE 2014)					
10	199623 01	TOP MOUNTING LH (2014 & ON)	1				
OR	198648 01	TOP MOUNTING LH (UPTO 2014)					
11	HSSA24950	SET SCREW (2014 & ON)	3				
OR	HSSA20930	SET SCREW (UPTO 2014)					
12	190548 29	WASHER	6				
13	WSH-0058	SPRING WASHER	6				
14	HSS-0135	BOLT	6				
15	WSH-0024	PLAIN WASHER FORM A	16				
16	NUT-0271	NYLOC NUT	16				
17	HSS-0317	SET SCREW	16				
18	NUT-0190	PLAIN NUT (2014 & ON)	3				
OR	NUT-0185	PLAIN NUT (PRE 2014)					
19	WSH-0036	WASHER (2014 & ON)	3				
20	190548 62	WASHER (2014 & ON)	3				
21	199621 01	TOP HAT BUSH (2014 & ON)	3				
22	CIR020034	CIRCLIP (2014 & ON)	3				
23							
24	KIT-19035	TWIN SPRING SUB ASSY (ITEMS 1-8 & 12-14)					

Shelbourne Reynolds Engineering Limited



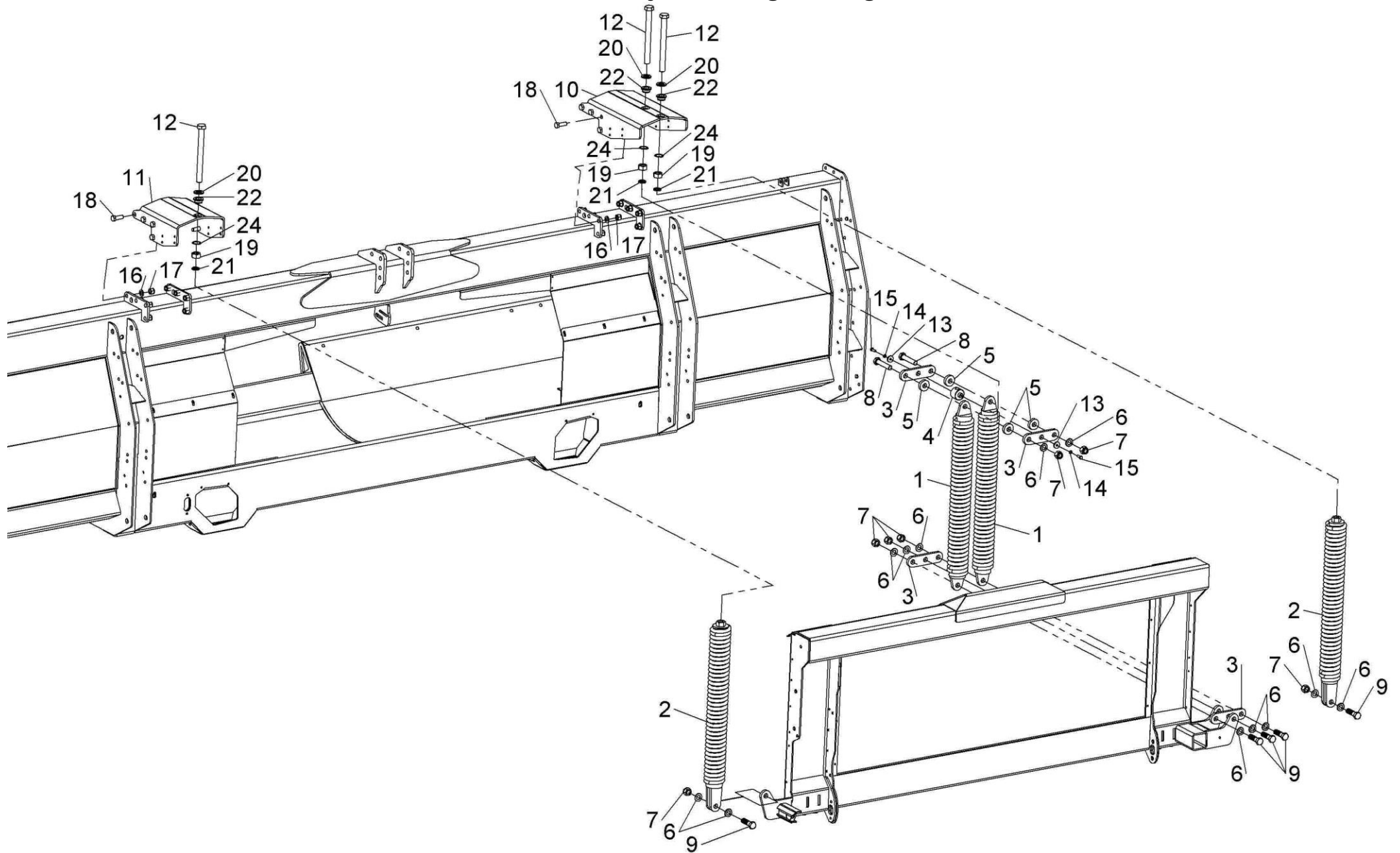
KIT-19001

Shelbourne
REYNOLDS

Shelbourne Reynolds Engineering Limited

ASSY NUMBER: KIT-19030				ASSY DESCRIPTION: SPRING TILT KIT			
ITEM	PART NO	DESCRIPTION	QTY	ITEM	PART NO	DESCRIPTION	QTY
1	198659 01	TILT SPRING	2				
2	199957 01	SINGLE TILT SPRING ASSY	2				
3	198645 01	SPRING MOUNTING PLATE	4				
4	199670 01	SPRING ADJUSTED BUSH	1				
5	190548 98	SPACER	4				
6	WSH-0030	WASHER	12				
7	NUTA02200	NYLOC NUT	9				
8	BLTA20560	BOLT	2				
9	BLT-2367	BOLT	5				
10	199624 01	TOP MOUNTING	1				
11	199623 01	TOP MOUNTING	1				
12	HSSA24950	HEX HD SET SCREW	3				
13	190548 29	WASHER	2				
14	WSH-0058	SPRING WASHER	2				
15	HSS-0135	BOLT	2				
16	WSH-0024	PLAIN WASHER FORM A	16				
17	NUT-0271	NYLOC NUT	16				
18	HSS-0317	SET SCREW	16				
19	NUT-0190	PLAIN HEX NUT PLATED	3				
20	WSH-0036	WASHER	3				
21	190548 62	WASHER	3				
22	199621 01	TOP HAT BUSH	3				
23							
24	CIR020034	CIRCLIP	3				

Shelbourne Reynolds Engineering Limited

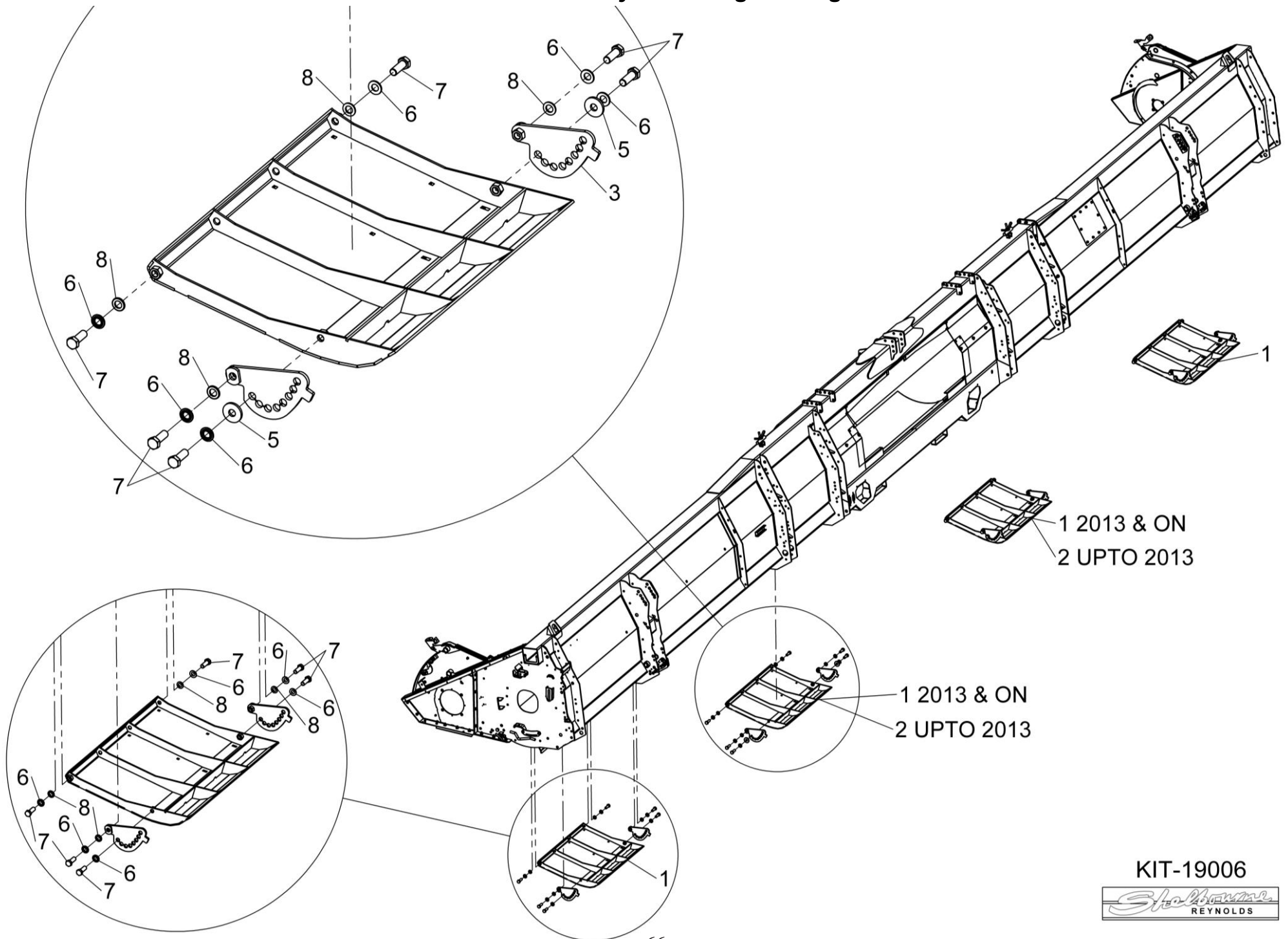


KIT-19030



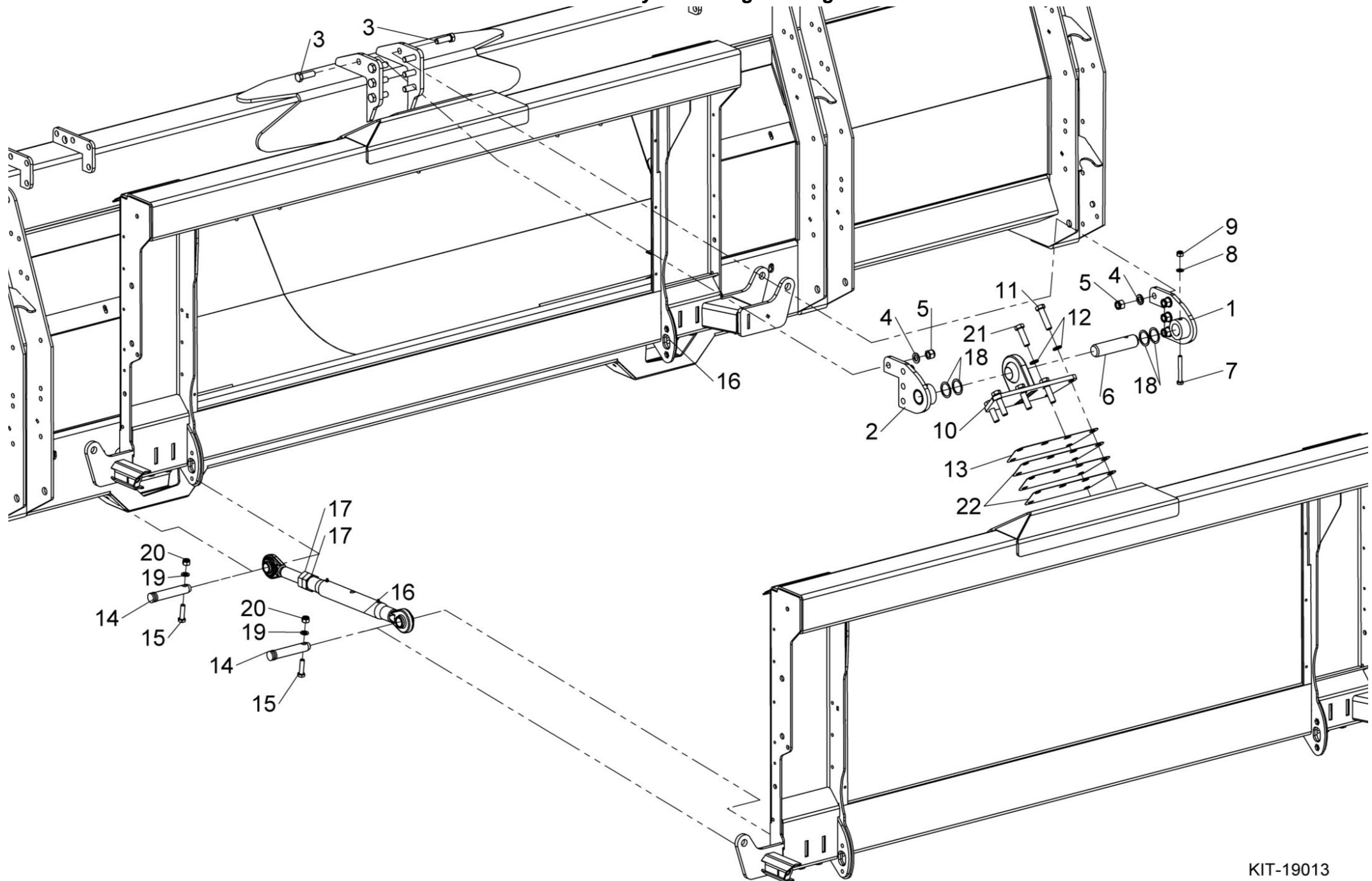
Shelbourne Reynolds Engineering Limited

ASSY NUMBER: KIT-19006				ASSY DESCRIPTION: SKID KIT			
ITEM	PART NO	DESCRIPTION	QTY	ITEM	PART NO	DESCRIPTION	QTY
1	194395 01	SKID ASSY (2013 & ON)	4				
OR	194395 01	SKID ASSY (UPTO 2013)	2				
2	198703 01	SKID W/A (UPTO 2013)	2				
3	193828 01	SKID ADJUSTER LH	4				
4	193828 02	SKID ADJUSTER RH	4				
5	190119 07	WASHER (UPTO 2015)	8				
6	WSHA30161	LOCK WASHER (2019 & ON)	24				
OR	WSH-0070	SPRING WASHER (UP TO 2019)	24				
7	HSS-0317	SETSCREW	24				
8	WSH-0024	PLAIN WASHER (2015-2018)	24				
OR	WSH-0024	PLAIN WASHER (UPTO 2015)	16				



Shelbourne Reynolds Engineering Limited

ASSY NUMBER: KIT-19013 & KIT-19043				ASSY DESCRIPTION: TILTING ADAPTOR PLATE KIT			
ITEM	PART NO	DESCRIPTION	QTY	ITEM	PART NO	DESCRIPTION	QTY
1	198371 01	HEADER PIVOT PLATE (KIT-19013)	1				
OR	290694 01	HEADER PIVOT PLATE (KIT-19043) (AGCO, GLEANER, MF, CHALLENGER 2018 & ON ONLY)	1				
2	198371 02	HEADER PIVOT PLATE (KIT-19013)	1				
OR	290694 02	HEADER PIVOT PLATE (KIT-19043) (AGCO, GLEANER, MF, CHALLENGER 2018 & ON ONLY)	1				
3	HSS-0318	SETSCREW	8				
4	WSH-0024	PLAIN WASHER	8				
5	NUT-0271	NYLOC NUT	8				
6	198592 01	HEADER PIVOT PIN	1				
7	BLTA10500	HEX HD BOLT	1				
8	WSH-0015	PLAIN WASHER	1				
9	NUT-0265	NYLOC NUT	1				
10	198367 01	HEADER PIVOT W/A (KIT-19013)	1				
OR	290695 01	HEADER PIVOT W/A (KIT-19043) (AGCO, GLEANER, MF, CHALLENGER 2018 & ON ONLY)	1				
11	HSS-0322	SETSCREW	4				
12	WSH-0070	SPTING WASHER	6				
13	198529 02	PACKER PLATE (5mm) (NOT AGCO)	1				
14	21708006	TOP LINK PIN (CAT II)	4				
15	BLTA12290	HEX HD BOLT	4				
16	ADL-11585	TOP LINK ASSY (2017 & ON)	2				
OR	ADL-11590	TOP LINK ASSY (2014-2016)	2				
OR	ADL-11550	TOP LINK ASSY (UPTO 2014)	2				
17	NUT-1127	NUT (2017 & ON, INC IN ITEM 16)	4				
OR	NUT-1127	NUT (2014-2016)	4				
OR	20801026	NUT (UPTO 2014)	2				
18	198800 30	WASHER	A/R				
19	WSH-0018	PLAIN WASHER	4				
20	NUT-0269	NYLOC NUT	4				
21	HSS-0319	SETSCREW	2				
22	198529 01	PACKER PLATE (1mm)	A/R				



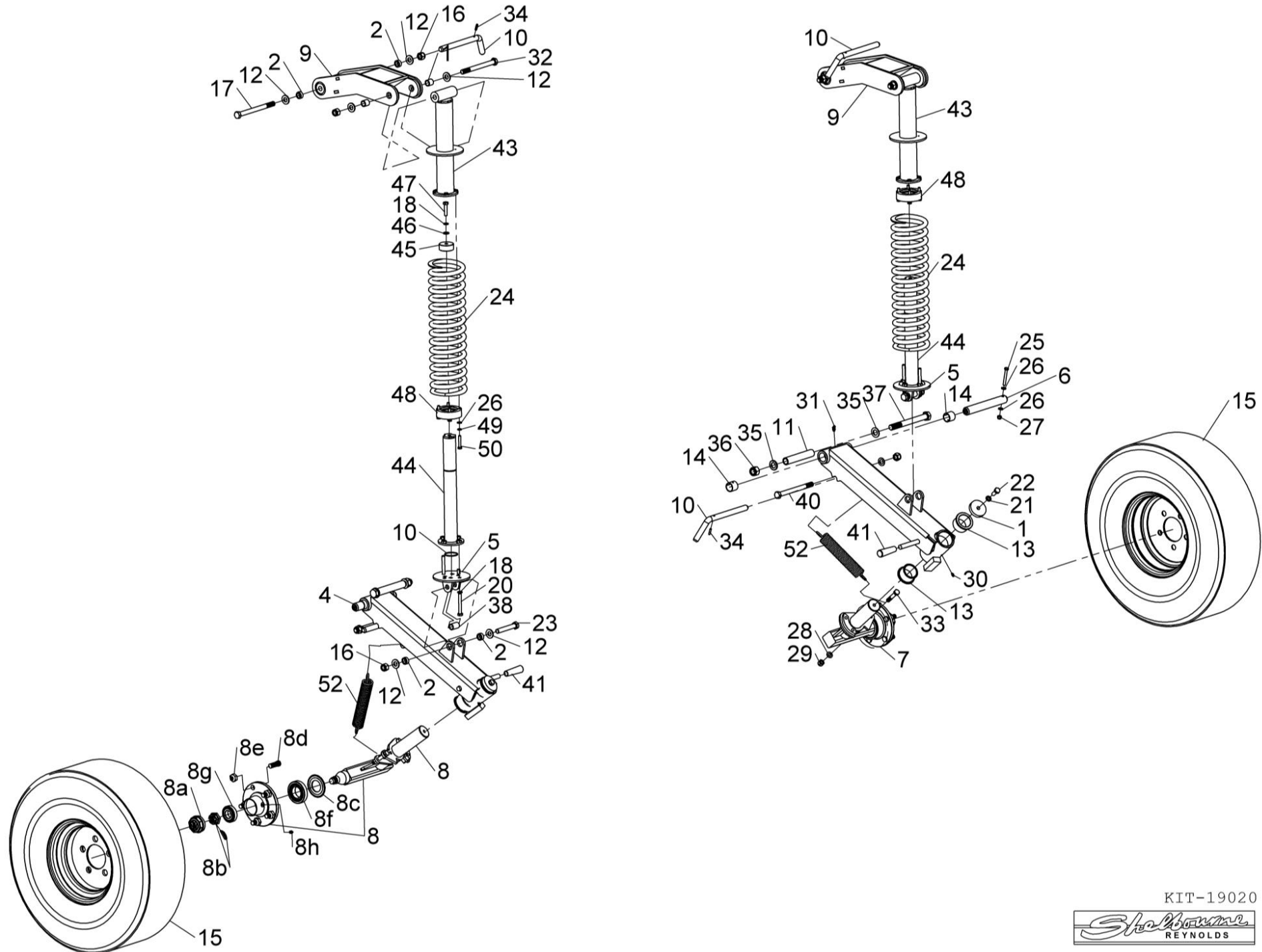
KIT-19013



Shelbourne Reynolds Engineering Limited

ASSY NUMBER: KIT-19020				ASSY DESCRIPTION: GAUGE WHEEL KIT (2014 ONLY)			
ITEM	PART NO	DESCRIPTION	QTY	ITEM	PART NO	DESCRIPTION	QTY
1	198800 33	WASHER	2	25	BLTA08410	HEX HD BOLT	2
2	190548 99	WASHER	8	26	WSH-0012	PLAIN WASHER	12
3	199106 01	IDLE END GAUGE WHL ARM	1	27	NUT-0263	NYLOC NUT	2
4	199106 02	DRIVE END GAUGE WHL ARM	1	28	WSH-0018	PLAIN WASHER	2
5	198863 01	SPRING MOUNTING BRACKET	2	29	NUT-0269	NYLOC NUT	2
6	198875 01	PIVOT PIN	2	30	NIP-00600	GREASE NIPPLE	2
7	199310 01	IDLE END CASTER AXLE W/A	1	31	NIP-00610	GREASE NIPPLE	2
7a	AXL-10035	HUB CAP	(1)	32	BLTA16770	HEX HEAD BOLT	2
7b	AXL-12591	CROWN NUT & SPRING CLIP	(1)	33	BLTA12440	HEX.HEAD BOLT	2
7c	AXL-12010	OIL SEAL	(1)	34	PIN-1921	ROLL PIN	4
7d	AXL-15501	STUD	(5)	35	WSH-0030	PLAIN WASHER	4
7e	AXL-12525	WHEEL NUT	(5)	36	NUTA02200	NYLOC NUT	2
7f	BRG-14540	INNER BEARING	(1)	37	BLTA20830	HEX HEAD BOLT	2
7g	BRG-13040	OUTER BEARING	(1)	38	199457 01	SPACER TUBE	2
7h	NIP-00800	GREASE NIPPLE	(1)	39	WSH-0024	PLAIN WASHER	4
8	199310 02	DRIVE END CASTER AXLE W/A	1	40	BLTA16810	HEX HEAD BOLT	2
8a	AXL-10035	HUB CAP	(1)	41	HAN-2000	PLASTIC HANDLE	2
8b	AXL-12591	CROWN NUT & SPRING CLIP	(1)	42	193735 03	SPACER	4
8c	AXL-12010	OIL SEAL	(1)	43	199632 01	UPPER SPRING TUBE W/A	2
8d	AXL-15501	STUD	(5)	44	199634 01	LOWER SPRING TUBE W/A	2
8e	AXL-12525	WHEEL NUT	(5)	45	199636 01	SUPPORT BOSS	2
8f	BRG-14540	INNER BEARING	(1)	46	WSH-0015	PLAIN WASHER	2
8g	BRG-13040	OUTER BEARING	(1)	47	BLTA10290	HEX.HEAD BOLT	2
8h	NIP-00800	GREASE NIPPLE	(1)	48	199635 01	SUPPORT BOSS	2
9	199644 01	TOP ARM W/A	2	49	WSH-0058	SPRING WASHER	8
10	199089 01	LOCKING PIN	4	50	HSS-0155	SET SCREW	8
11	199303 01	ARM HEIGHT STOP	2	51	CIR111875	EXTERNAL SNAP RING	2
12	20705061	PLAIN WASHER	12	52	SPGA53651	EXTENSION SPRING	2
13	BSHE05062	FLANGED BRONZE BUSH	4				
14	BSH-3030	BUSH PLAIN	4				
15	WHL-01210	WHEEL & TYRE ASSY	2				
16	NUT-0271	NYLOC NUT	8				
17	BLT-2350	HEX HD BOLT	2				
18	WSH-0061	SPRING WASHER	10				
19	HSS-0191	SET SCREW	3				
20	HSSA10500	SET SCREW	4				
21	WSH-0065	SPRING WASHER	2				
22	HSS-0238	SET SCREW	2				
23	BLT-2320	HEX HD BOLT	2				
24	SPGC00099	COMPRESSION SPRING	2				

Shelbourne Reynolds Engineering Limited

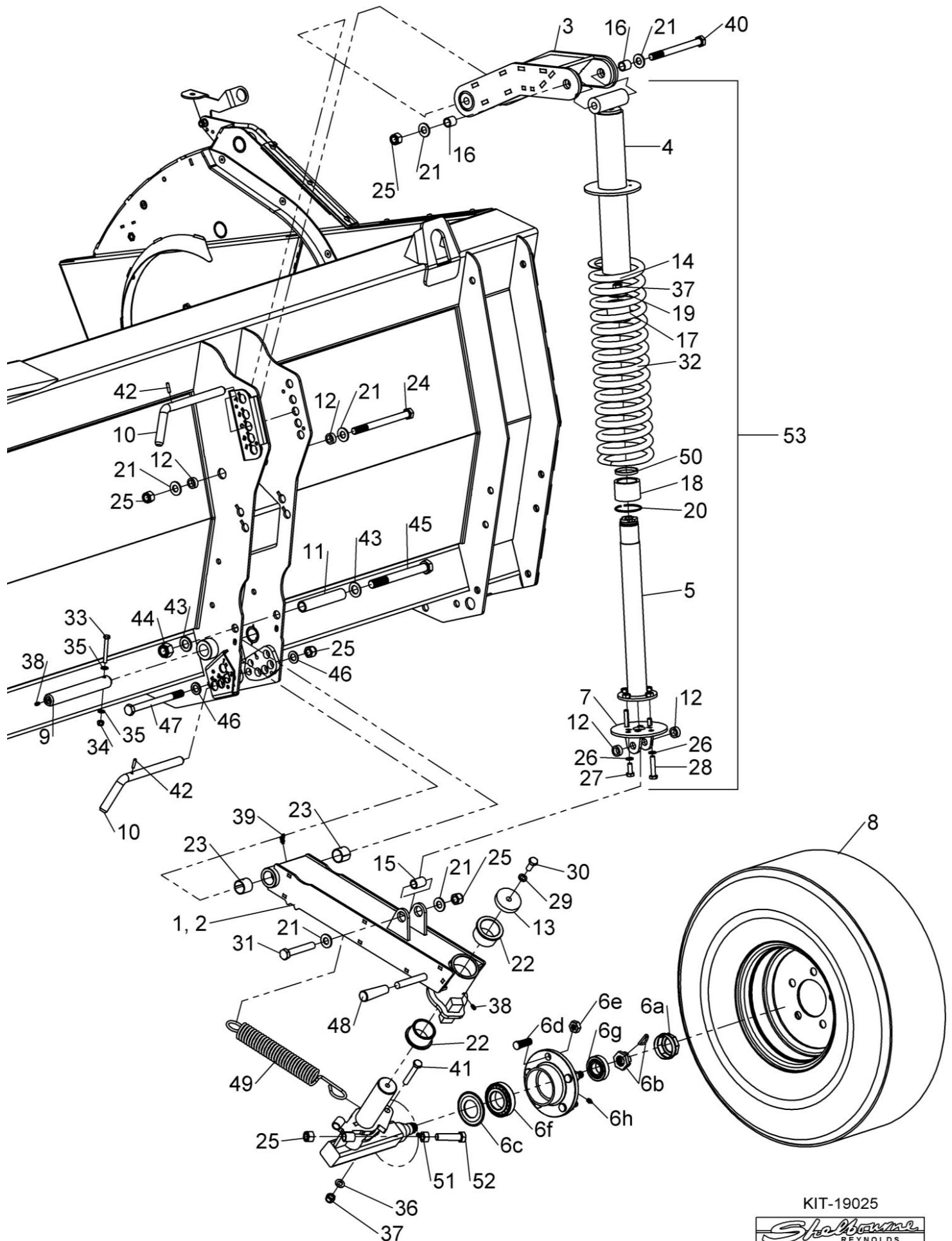


KIT-19020



Shelbourne Reynolds Engineering Limited

ASSY NUMBER: KIT-19025				ASSY DESCRIPTION: GAUGE WHEEL KIT (2015-2017)			
ITEM	PART NO	DESCRIPTION	QTY	ITEM	PART NO	DESCRIPTION	QTY
1	199848 01	IDLE END GAUGE WHEEL ARM	1	25	NUT-0271	NYLOC NUT	10
2	199848 02	DRIVE END GAUGE WHEEL ARM	1	26	WSH-0061	SPRING WASHER	8
3	199861 01	TOP ARM	2	27	HSS-0191	SET SCREW	4
4	290091 01	UPPER SPRING TUBE (2016 & ON)	2	28	HSS-0210	SET SCREW (2016 & ON)	4
OR	199932 01	UPPER SPRING TUBE (2015 ONLY)	2	OR	HSSA10500	SET SCREW (2015 ONLY)	4
5	199909 01	LOWER SPRING TUBE	2	29	WSH-0065	SPRING WASHER	2
6	290253 01	CASTER AXLE (ADJUSTABLE BOLT) (LATE 2016 & ON)	2	30	HSS-0238	SET SCREW	2
OR	199869 01	CASTER AXLE (FIXED) (UPTO LATE 2016)	2	31	BLT-2320	HEX HD BOLT	2
6a	AXL-10035	HUB CAP	(1)	32	SPGC00099	COMPRESSION SPRING	2
6b	AXL-12591	CROWN NUT & SPRING CLIP	(1)	33	BLTA08410	HEX HD BOLT	2
6c	AXL-12010	OIL SEAL	(1)	34	NUT-0263	NYLOC NUT	2
6d	AXL-15501	STUD	(5)	35	WSH-0012	PLAIN WASHER	4
6e	AXL-12525	WHEEL NUT	(5)	36	WSH-0018	PLAIN WASHER	2
6f	BRG-14540	INNER BEARING	(1)	37	NUT-0269	NYLOC NUT	4
6g	BRG-13040	OUTER BEARING	(1)	38	NIP-00600	GREASE NIPPLE	4
6h	NIP-00800	GREASE NIPPLE	(1)	39	NIP-00610	GREASE NIPPLE (2015 ONLY)	2
7	199930 01	SPRING MOUNTING BRACKET	2	40	BLTA16770	HEX HEAD BOLT	2
8	WHL-01210	WHEEL & TYRE ASSY	2	41	BLTA12500	HEX HEAD BOLT	2
9	198875 01	PIVOT PIN	2	42	PIN-1921	ROLL PIN	4
10	199089 01	LOCKING PIN	4	43	WSH-0030	PLAIN WASHER	4
11	199303 01	ARM HEIGHT STOP	2	44	NUTA02200	NYLOC NUT	2
12	190548 99	WASHER	8	45	BLTA20830	HEX HEAD BOLT	2
13	198800 33	WASHER	2	46	WSH-0024	PLAIN WASHER	4
14	198800 47	WASHER	2	47	BLTA16810	HEX HEAD BOLT	2
15	199457 01	SPACER TUBE	2	48	HAN-2000	PLASTIC HANDLE	2
16	193735 03	SPACER	4	49	SPGA63875	SPRING	2
17	290093 01	EXTERNAL BUSH 57mm (2016 & ON)	2	50	199782 01	SHOULDER RING (2015 UPGRADE)	2
OR	199936 01	EXTERNAL BUSH 55mm (2015 ONLY)	2	51	NUT-0180	PLAIN NUT (LATE 2016 & ON)	2
18	290094 01	INTERNAL BUSH 63mm (2016 & ON)	2	52	HSS-0322	SET SCREW (LATE 2016&ON)	2
OR	199779 01	INTERNAL BUSH (2015 UPGRADE)	2	53	KIT-19036P	SLIDER SUB ASSY FOR SPARES, INC ITEMS, 4, 14, 37, 19, 17, 50, 18, 20, 5, 26, 27 & 28	
OR	199937 01	INTERNAL BUSH 56mm (2015 ONLY)	2				
19	CIR350045	EXTERNAL SNAP RING	2				
20	CIR340065	INT.SNAP RING (2016 & ON)	2				
OR	CIR340055	INT.SNAP RING (2015 ONLY)	2				
21	20705061	PLAIN WASHER	12				
22	BSHE05062	FLANGED BRONZE BUSH	4				
23	BSH-3030	BUSH PLAIN	4				
24	BLT-2350	HEX HD BOLT	2				

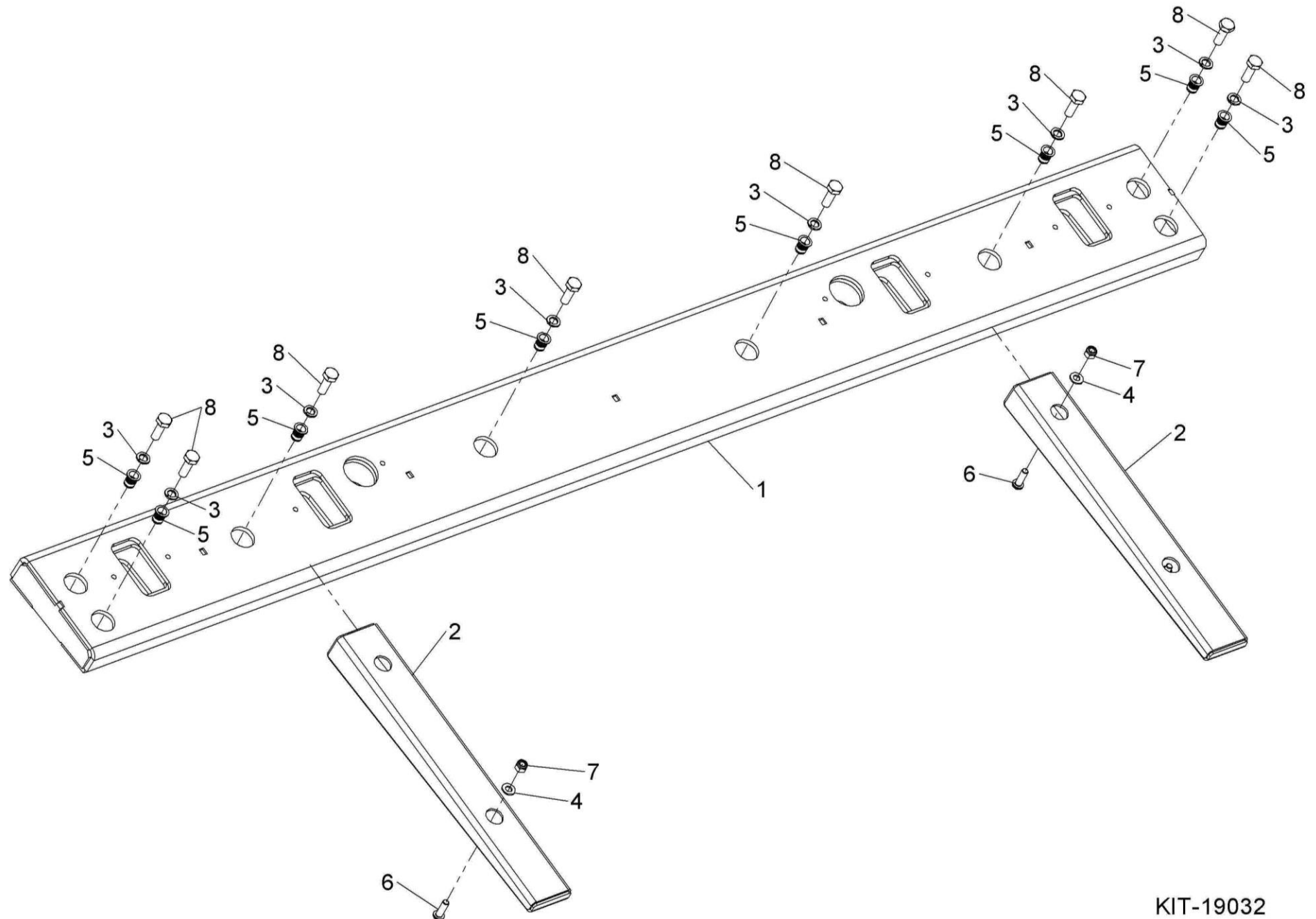


KIT-19025

Shelbourne
REYNOLDS

Shelbourne Reynolds Engineering Limited

ASSY NUMBER: KIT-19032				ASSY DESCRIPTION: AGCO WEDGE KIT			
ITEM	PART NO	DESCRIPTION	QTY	ITEM	PART NO	DESCRIPTION	QTY
1	290140 01	AGCO WEDGE	1				
2	290142 01	FILL IN WEDGE	2				
3	WSH-0061	SPRING WASHER	8				
4	WSH-0012	PLAIN WASHER	4				
5	NUTA13107	NUTSERT	8				
6	SCBA08172	BUTT SOC HEAD SCREW	4				
7	NUT-0263	NYLOC NUT	4				
8	HSS-0194	SET SCREW	8				

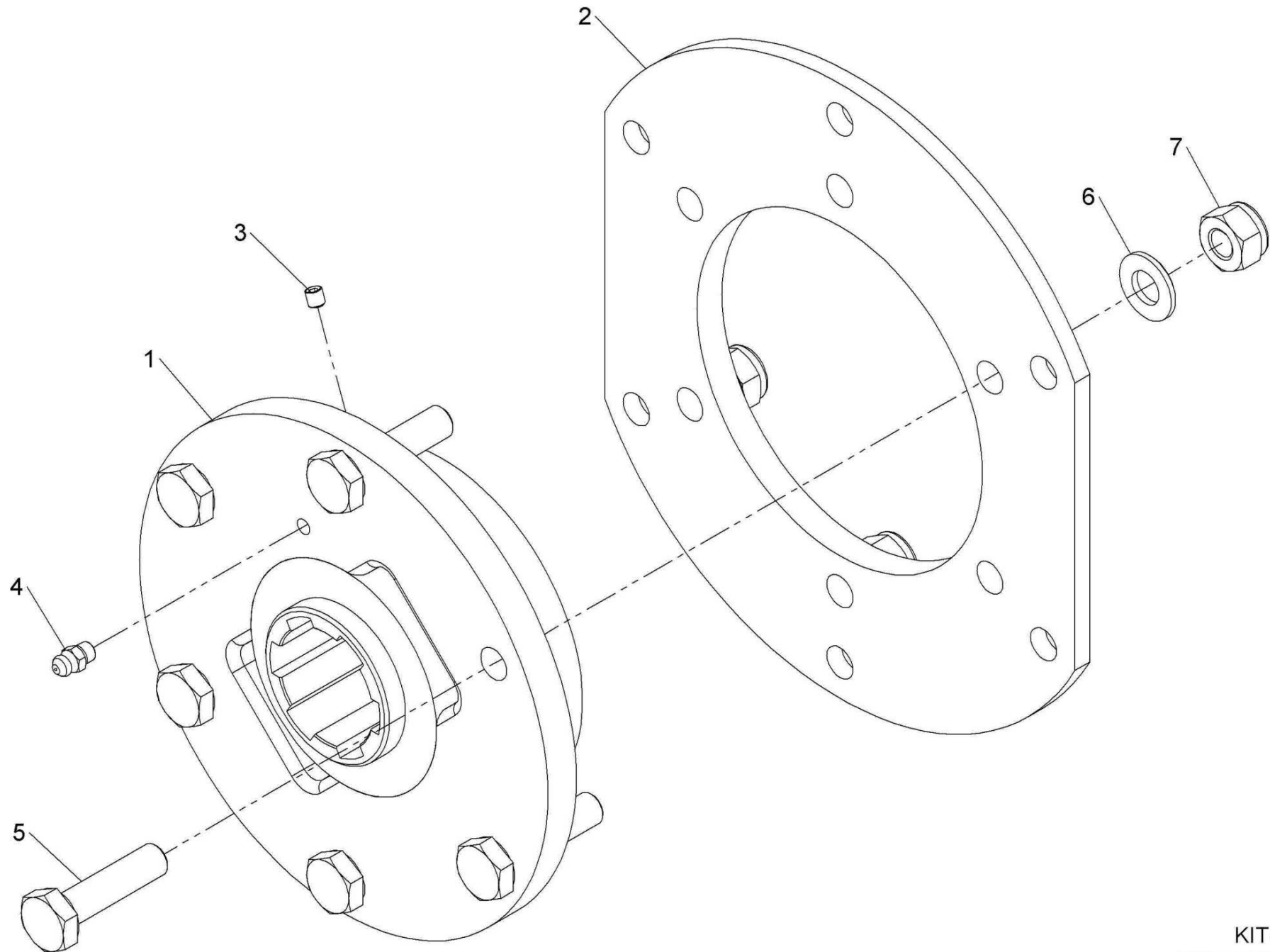


KIT-19032



Shelbourne Reynolds Engineering Limited

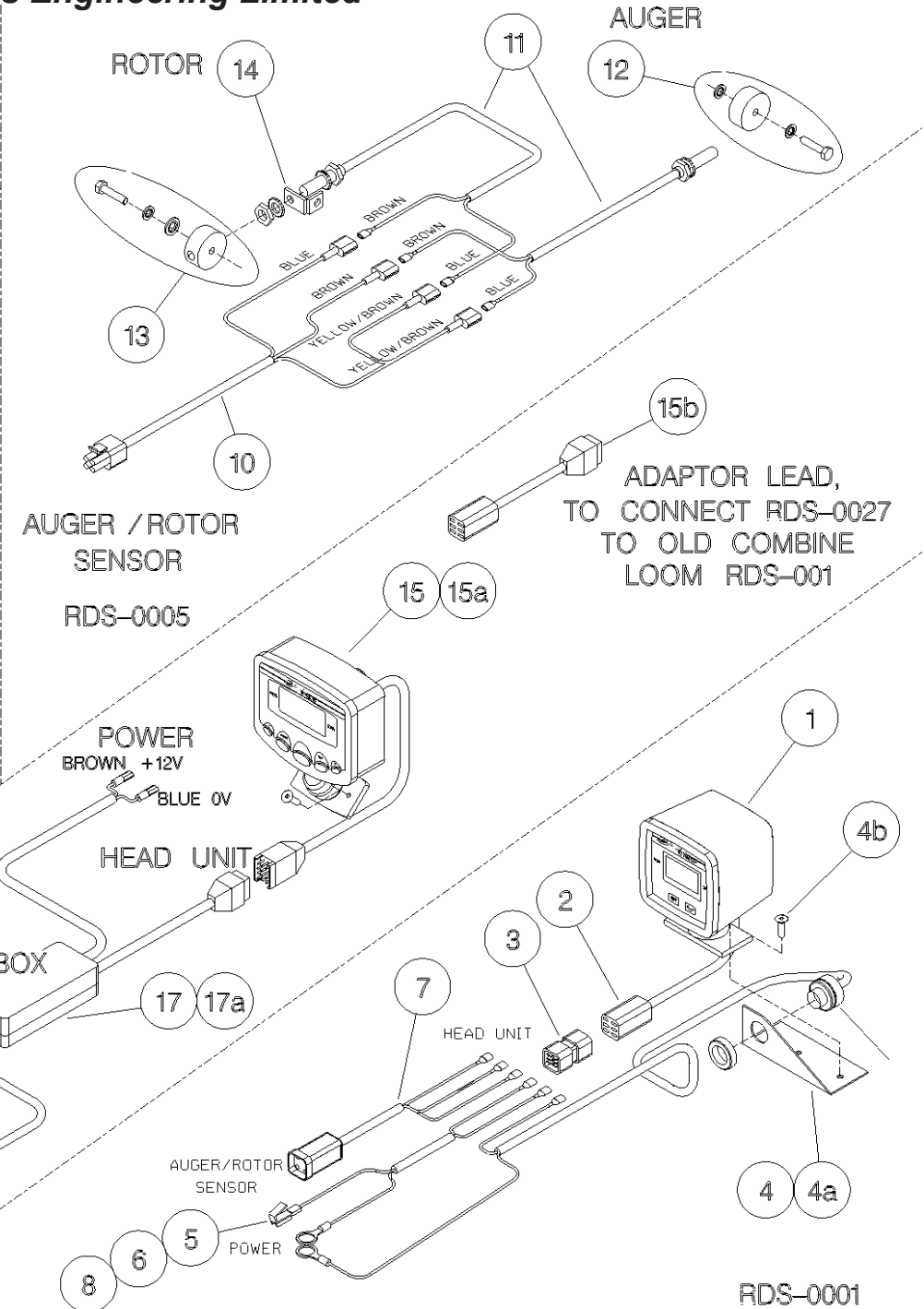
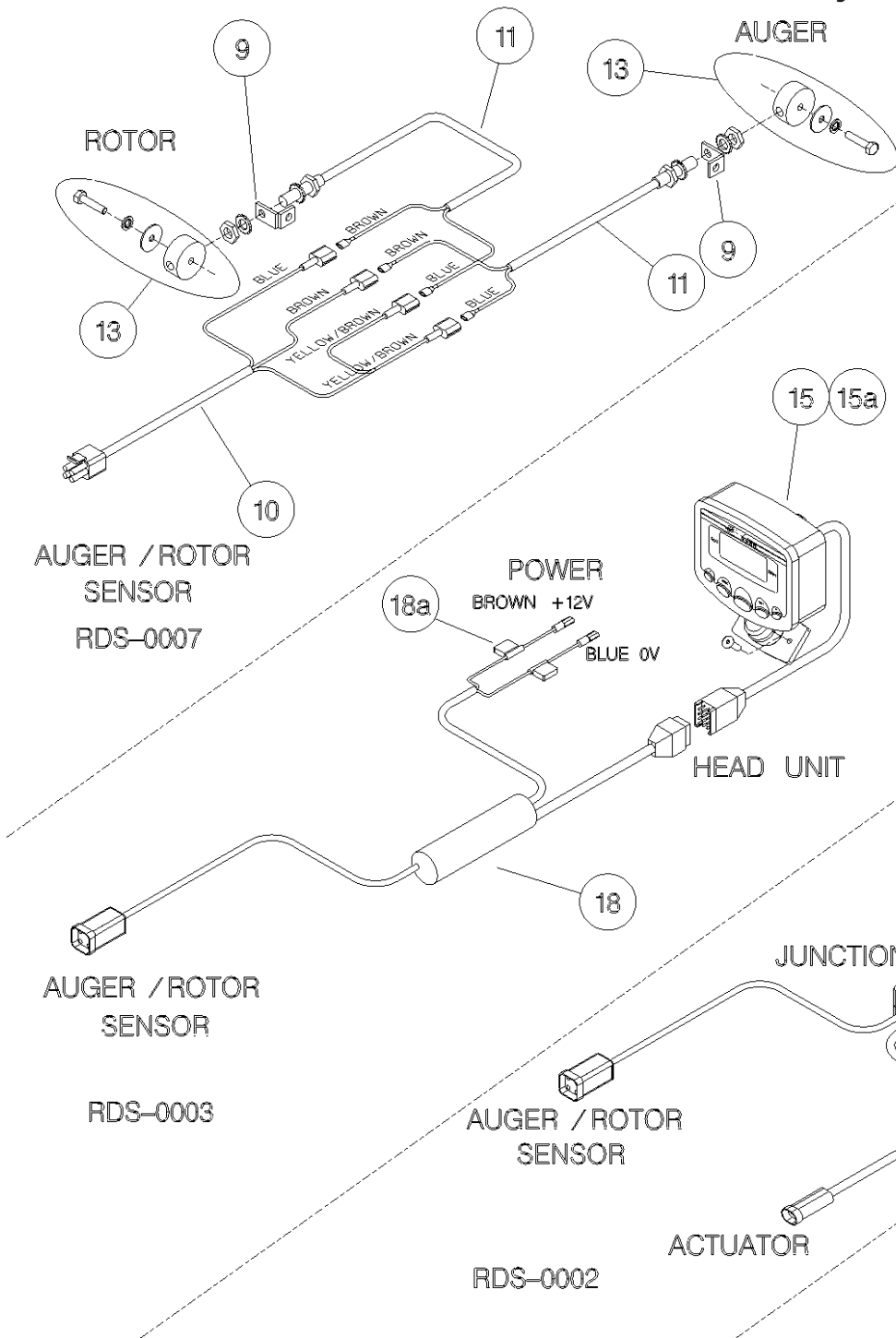
ASSY NUMBER: KIT-19034				ASSY DESCRIPTION: BALL JOINT COUPLING			
ITEM	PART NO	DESCRIPTION	QTY	ITEM	PART NO	DESCRIPTION	QTY
1	193115 07	BALL COUPLING ASSY	1				
2	290377 01	DRIVE RING PLATE	1				
3	SCW-4516	GRUB SCREW	1				
4	NIP-00600	GREASE NIPPLE	1				
5	HSS-0202	BOLT	6				
6	WSH-0015	WASHER	6				
7	NUT-0265	NUT	6				



KIT-19034

Shelbourne Reynolds Engineering Limited

ASSY NUMBER: RDS-0001/RDS-0002/RDS-0003 & RDS-0005/RDS-0007				ASSY DESCRIPTION: RDS EQUIPMENT ALL YEARS			
ITEM	PART NO	DESCRIPTION	QTY	ITEM	PART NO	DESCRIPTION	QTY
1	RDS-0010	TACHO HEAD COMPLETE	1	12	RDS-0019	MAGNET	1
1a	RDS-0022	PLASTIC LOCK NUT & BALL	1	12a	HSS-0088	SETSCREW	1
1b	RDS-0024	POD FOOT	1	12b	WSH-0056	SPRING WASHER	1
2	RDS-0011	TACHO HEAD PLUG AND ARMS	1	12c		FIBRE WASHER	2
3	RDS-0012	HARTING CONNECTOR	1	13	RDS-0020	MAGNET CARRIER	1or2
3a		STICKER	1	13a	HSS-0088	SET SCREW	1
4	RDS-0013	AUDIBLE ALARM	1	13b	WSH-0056	SPRING WASHER	1
4a		FIXING BRACKET	1	13c	WSH-1036	PENNY WASHER	1
4b		SELF TAP.SCREWS	2	14	RDS-0021	ROTOR SENSOR BRACKET	1
5	RDS-0014	POWER CONNECTION LEAD	1	15	RDS-0027	TACHO HEAD COMPLETE	1
6	FUS-0022	FUSE (2 AMP BLADE)	1	15a	RDS-0029	TACHO HEAD FIX.ARM KIT	1
7	RDS-0015	COMBINE LEAD	1	15b	RDS-0006	CONNECTOR LEAD (SPARES ONLY)	1
8	RDS-0016	24V-12V CONVERTER KIT (SPARE PART ONLY)	1	16			
9	198323 01	SENSOR BRACKET (SLOTTED)	2	17	RDS-0028	JUNCTION BOX/COMBINE LEAD	1
10	RDS-0017	HEADER LEAD	1	17a	FUS-00026	FUSE (15 AMP BLADE)	1
11	RDS-0018	SHAFT SENSOR C/W FITTINGS	2	18	RDS-0030	COMBINE LEAD (RSD ONLY)	1
11a	RDS-0018A	PLAIN NUT	2	18a	FUS-0022	FUSE (2 AMP BLADE)	1
11b	WSHA20121	SHAKEPROOF WASHER	2				

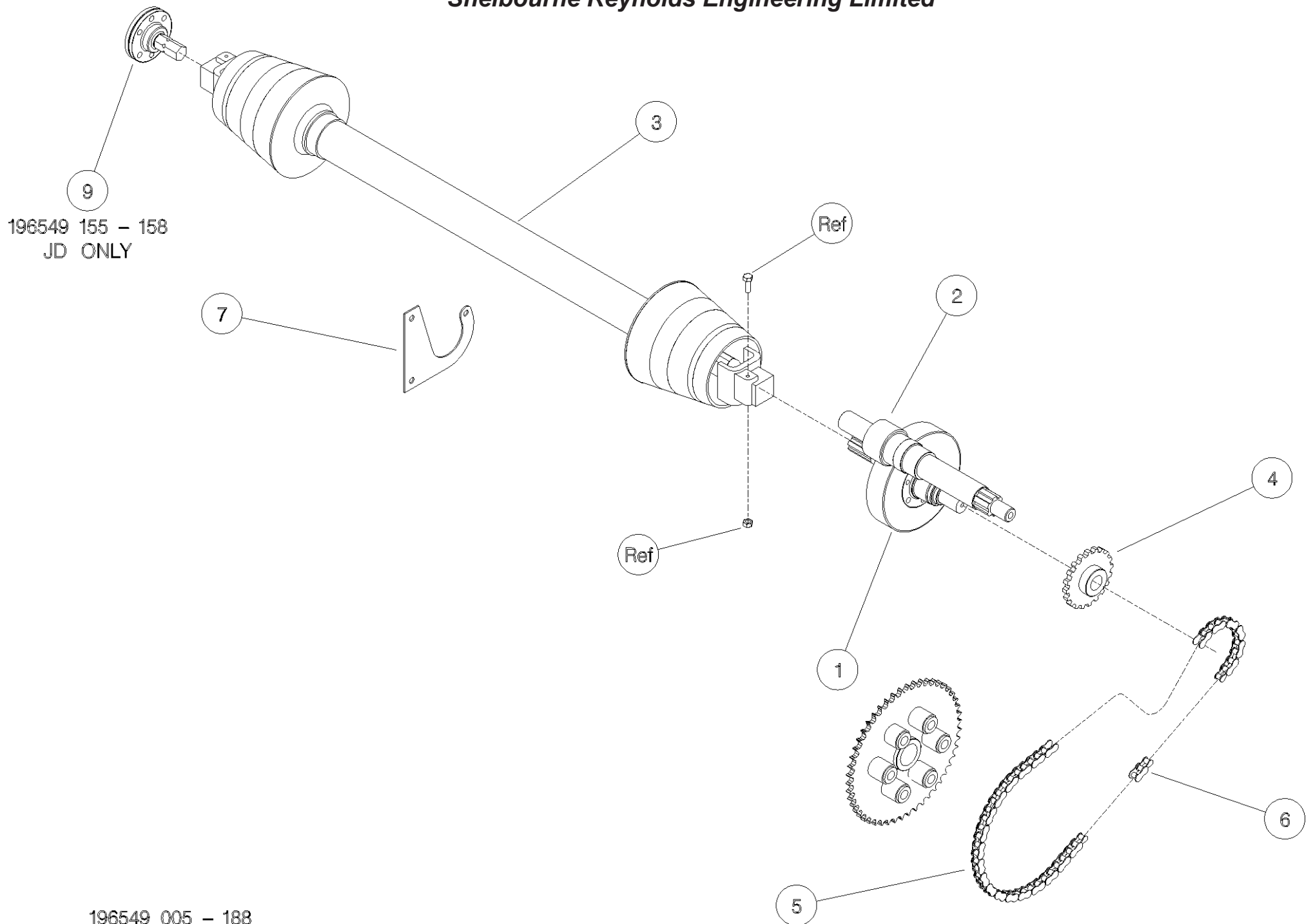


Kit Options

Drives

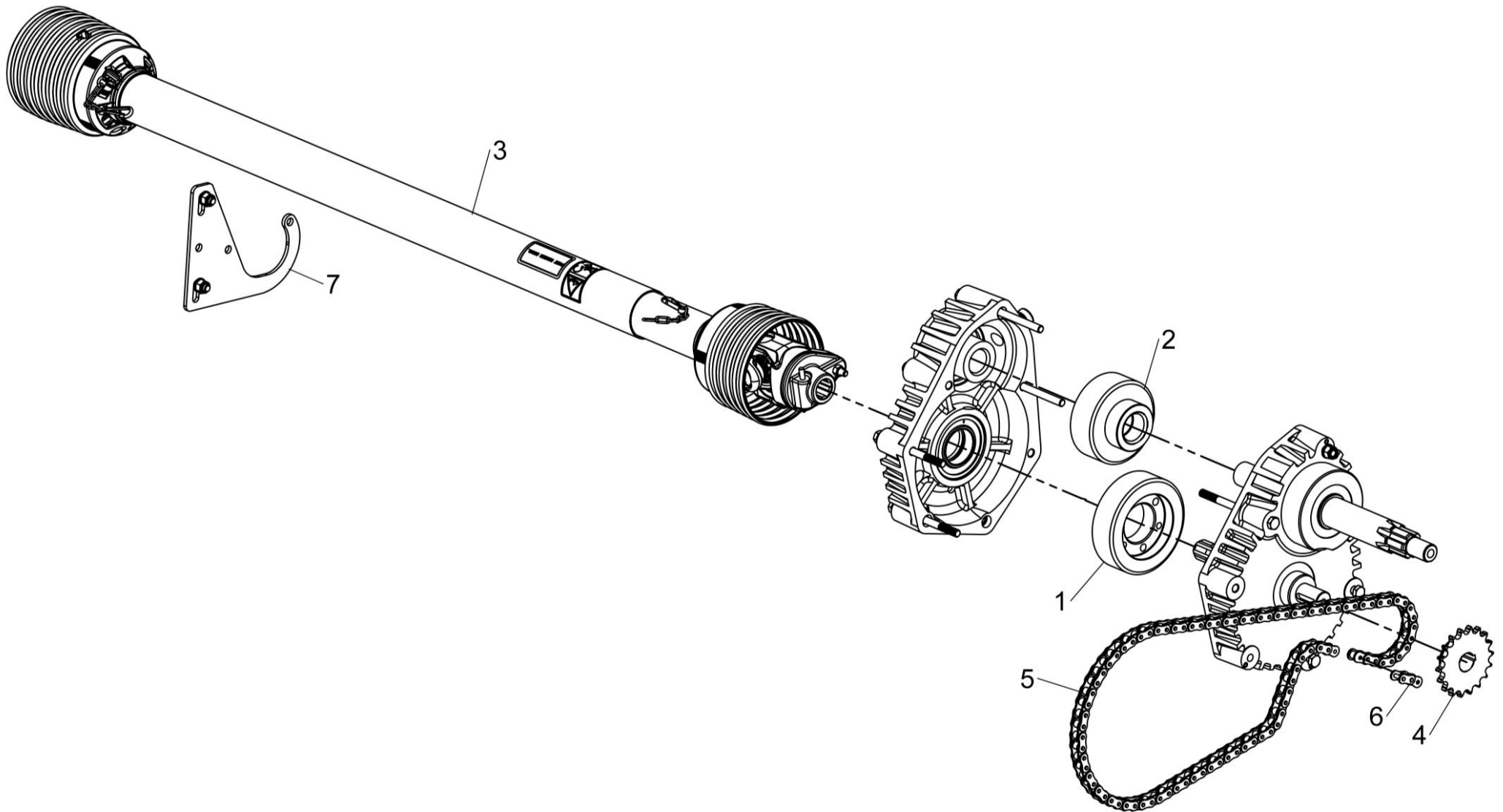
Shelbourne Reynolds Engineering Limited

ASSY NUMBER: 196549 128				ASSY DESCRIPTION: DRIVE KIT CNH CVS/RVS/RSD/Excel (22-42')			
ITEM	PART NO	DESCRIPTION	QTY	ITEM	PART NO	DESCRIPTION	QTY
	192592 07	INPUT GEAR (45t)	1				
1B/E	192592 13	WITH ROTOR GEARBOX INPUT GEAR (33t) (2015 & ON)	1				
OR	192592 11	WITHOUT ROTOR GEARBOX INPUT GEAR (35t) (UPTO 2015)	1				
		WITHOUT ROTOR GEARBOX					
2A	193599 07	PINION (24t)	1				
		WITH ROTOR GEARBOX					
2B	193599 11	PINION (34t)	1				
		WITHOUT ROTOR GEARBOX					
2E	198999 13	PINION (36t) (2015 & ON)	1				
		GEARBOX WITH 65mm SHAFT					
OR	198999 11	PINION (34t) (UPTO 2015)	1				
		GEARBOX WITH 65mm SHAFT					
3	PTO-26004WE	PTO	1				
3a	PTO-00080WE	PTO YOKE-COMBINE (COLLAR)					
OR	PTO-00080	PTO YOKE-COMBINE (PUSH PIN)					
3b	PTO-00083	PTO CROSS BEARING					
3c	PTO-00119	PTO SHEAR BOLT CLUTCH-HEADER					
3d	PTO-00093WE	PTO GUARD ASSY (BLACK)					
OR	PTO-00093	PTO GUARD ASSY (YELLOW)					
3e	PTO-00968	EASY LOCK GUARD CLIPS (RED)					
3g	BLTA10384	SHEARBOLT					
3h	NUT-0265	NYLOC NUT					
4	192768 16	SPROCKET (15t) (2015 & ON)	1				
OR	192768 04	SPROCKET (16t) (UPTO 2015)	1				
5	CHN-01991	CHAIN (99 LINKS PLUS JOINER)	1				
5a	CHN-01901	JOINING LINK					
6	CHN-01910	HALF LINK	A/R				
7	KIT-00931	PTO SUPPORT KIT	1				



Shelbourne Reynolds Engineering Limited

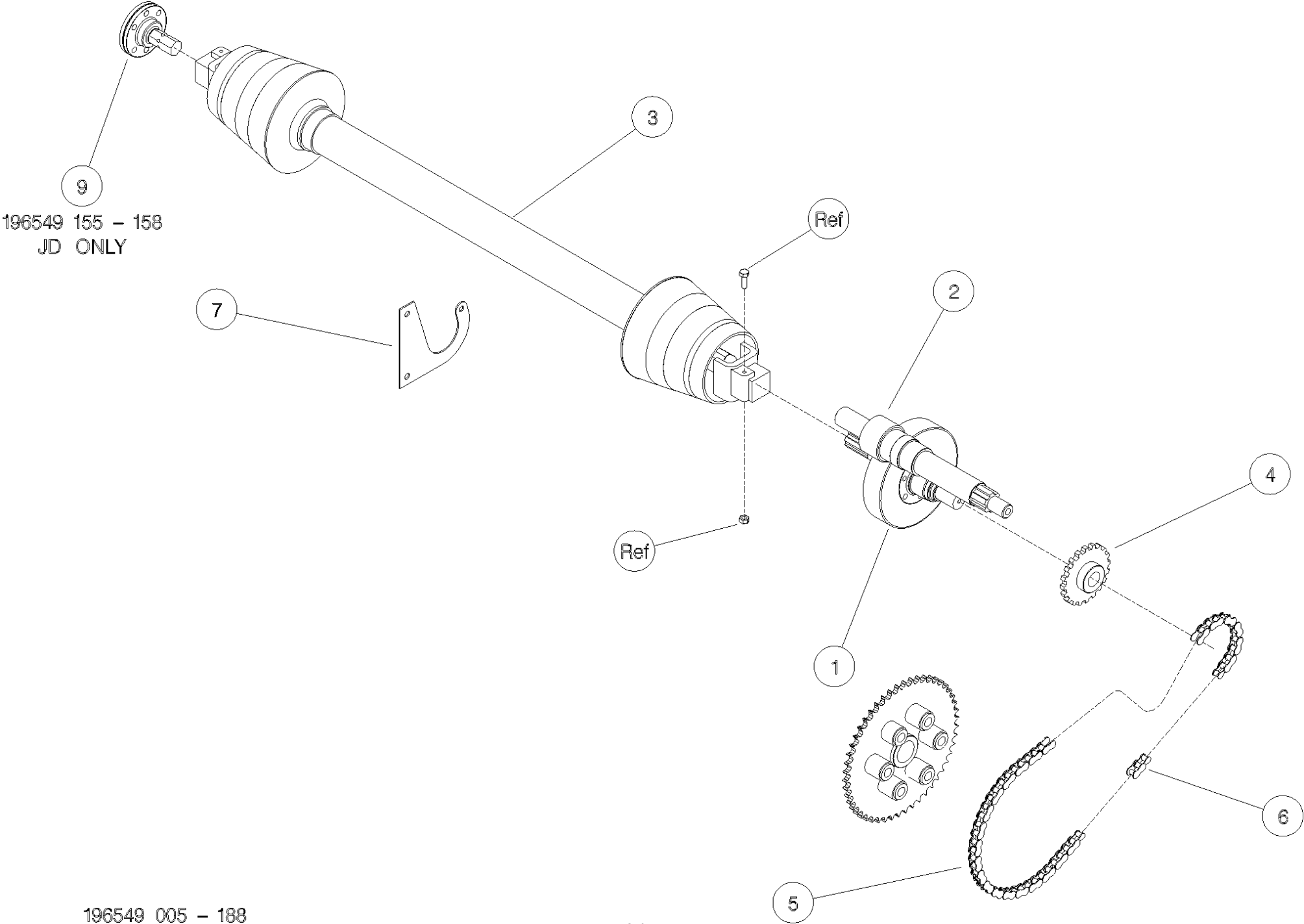
ASSY NUMBER: 196549 168				ASSY DESCRIPTION: DRIVE KIT AGCO CVS/RVS/RSD/Excel (22-42')			
ITEM	PART NO	DESCRIPTION	QTY	ITEM	PART NO	DESCRIPTION	QTY
1A	192592 07	INPUT GEAR (45t) WITH ROTOR GEARBOX	1				
1B/E	192592 13	INPUT GEAR (33t) (2015 & ON) WITHOUT ROTOR GEARBOX	1				
OR	192592 11	INPUT GEAR (35t) (UP TO 2015) WITHOUT ROTOR GEARBOX	1				
2A	193599 07	PINION (24t) WITH ROTOR GEARBOX	1				
2B	193599 11	PINION (34t) WITHOUT ROTOR GEARBOX	1				
2E	198999 13	PINION (36t) (2015 & ON) GEARBOX WITH 65mm SHAFT	1				
OR	198999 11	PINION (34t) (UP TO 2015) GEARBOX WITH 65mm SHAFT	1				
3	PTO-26001WE	PTO SHAFT	1				
3a	PTO-00082WE	PTO YOKE-COMBINE (COLLAR)					
OR	PTO-00082	PTO YOKE-COMBINE (PUSH PIN)					
3b	PTO-00083	PTO CROSS BEARING					
3c	PTO-00119	PTO SHEAR BOLT CLUTCH-HEADER					
3d	PTO-00093WE	PTO GUARD ASSY (BLACK)					
OR	PTO-00093	PTO GUARD ASSY (YELLOW)					
3e	PTO-00968	EASY LOCK GUARD CLIPS (RED)					
3g	BLTA10384	SHEARBOLT					
3h	NUT-0265	NYLOC NUT					
4	192768 16	SPROCKET	1				
5	CHN-01991	CHAIN (99 LINKS PLUS JOINER)	1				
5a	CHN-01901	JOINING LINK					
6	CHN-01910	HALF LINK	A/R				
7	KIT-00931	PTO SUPPORT KIT	1				



196549 168

Shelbourne Reynolds Engineering Limited

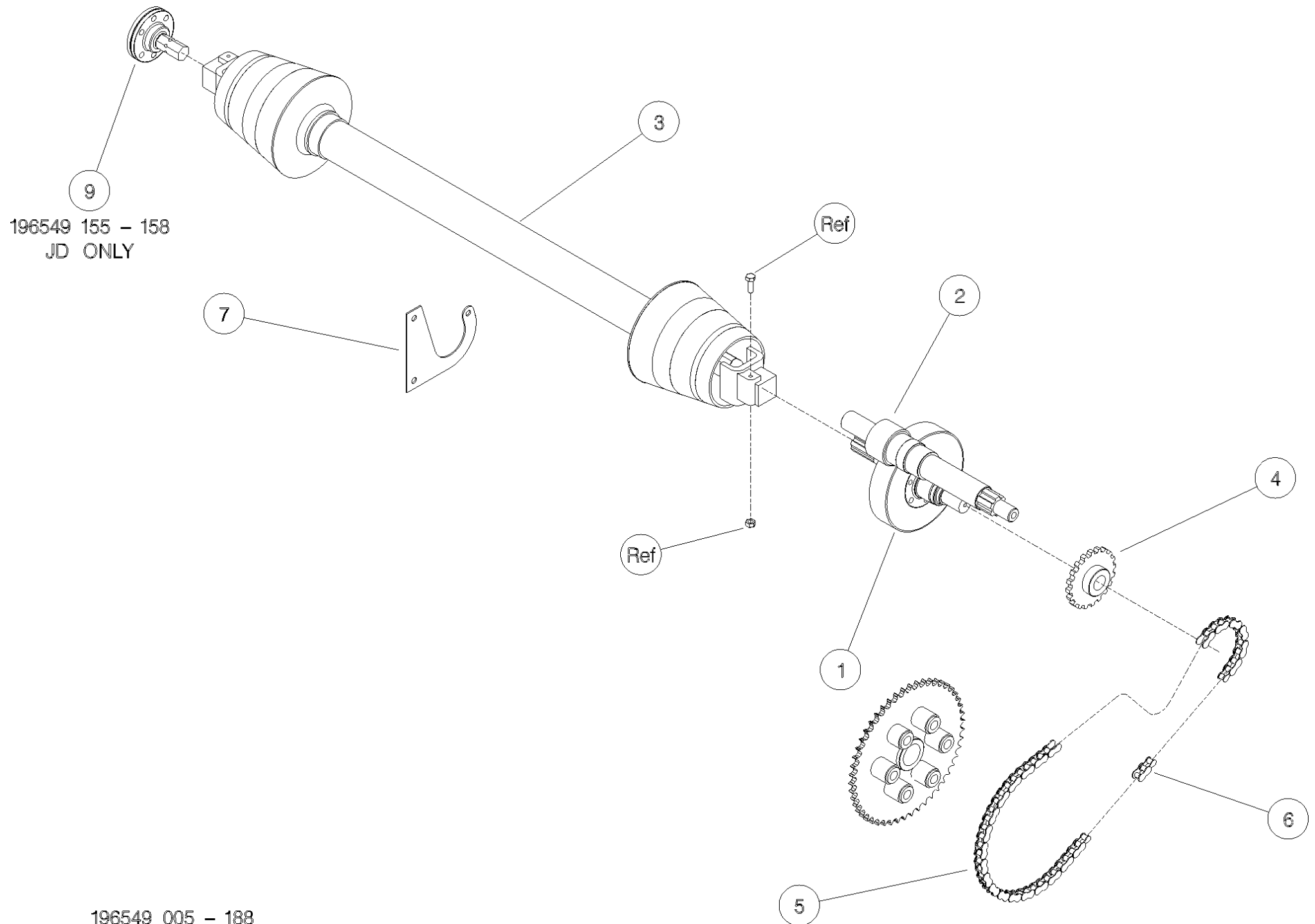
ASSY NUMBER: 196549 178				ASSY DESCRIPTION: DRIVE KIT JD CVS/RVS/RSD/Excel (22'-42')			
ITEM	PART NO	DESCRIPTION	QTY	ITEM	PART NO	DESCRIPTION	QTY
1A	192592 06	INPUT GEAR (47t)	1				
		WITH ROTOR GEARBOX					
1B/E	192592 09	INPUT GEAR (37t)	1				
		WITHOUT ROTOR GEARBOX					
2A	193599 06	PINION (22t)	1				
		WITH ROTOR GEARBOX					
2B	193599 09	PINION (32t)	1				
		WITHOUT ROTOR GEARBOX					
2E	198999 09	PINION (32t)	1				
		GEARBOX WITH 65mm SHAFT					
3	PTO-26001WE	PTO	1				
3a	PTO-00082WE	PTO YOKE-COMBINE (COLLAR)					
OR	PTO-00082	PTO YOKE-COMBINE (PUSH PIN)					
3b	PTO-00083	PTO CROSS BEARING					
3c	PTO-00119	PTO SHEAR BOLT CLUTCH-HEADER					
3d	PTO-00093WE	PTO GUARD ASSY (BLACK)					
OR	PTO-00093	PTO GUARD ASSY (YELLOW)					
3e	PTO-00968	EASY LOCK GUARD CLIPS (RED)					
3g	BLTA10384	SHEARBOLT					
3h	NUT-0265	NYLOC NUT					
4	192768 18	SPROCKET	1				
5	CHN-01991	CHAIN (99 LINKS PLUS JOINER)	1				
5a	CHN-01901	JOINING LINK					
6	CHN-01910	HALF LINK	A/R				
7	KIT-00931	PTO SUPPORT KIT	1				



196549 155 – 158
JD ONLY

Shelbourne Reynolds Engineering Limited

ASSY NUMBER: 196549 188				ASSY DESCRIPTION: DRIVE KIT CLAAS LEX C/RVS/RSD/Excel (22-42)			
ITEM	PART NO	DESCRIPTION	QTY	ITEM	PART NO	DESCRIPTION	QTY
1A	192592 01	INPUT GEAR (42t) WITH ROTOR GEARBOX	1				
1B	192592 09	INPUT GEAR (37t) WITHOUT ROTOR GEARBOX	1				
1D/E	192592 13	INPUT GEAR (33t) WITHOUT ROTOR GEARBOX	1				
2A	193599 01	PINION (27t) WITH ROTOR GEARBOX	1				
2B	193599 09	PINION (32t) WITHOUT ROTOR GEARBOX	1				
2D	193599 13	PINION (36t) WITHOUT ROTOR GEARBOX	1				
2E	198999 13	PINION (36t) GEARBOX WITH 65mm SHAFT	1				
3	PTO-26003WE	PTO (COLLAR YOKE)	1				
OR	PTO-26001WE	PTO (PUSH PIN)					
3a	PTO-00082WE	PTO YOKE-COMBINE (COLLAR)					
OR	PTO-00082	PTO YOKE-COMBINE (PUSH PIN)					
3b	PTO-00083	PTO CROSS BEARING					
3c	PTO-00119	PTO SHEAR BOLT CLUTCH-HEADER					
3d	PTO-00093WE	PTO GUARD ASSY (BLACK)					
OR	PTO-00093	PTO GUARD ASSY (YELLOW)					
3e	PTO-00968	EASY LOCK GUARD CLIPS (RED)					
3g	BLTA10384	SHEARBOLT					
3h	NUT-0265	NYLOC NUT					
4	192768 08	SPROCKET	1				
5	CHN-01991	CHAIN (99 LINKS PLUS JOINER)	1				
5a	CHN-01901	JOINING LINK					
6	CHN-01910	HALF LINK	A/R				
7	KIT-00931	PTO SUPPORT KIT	1				

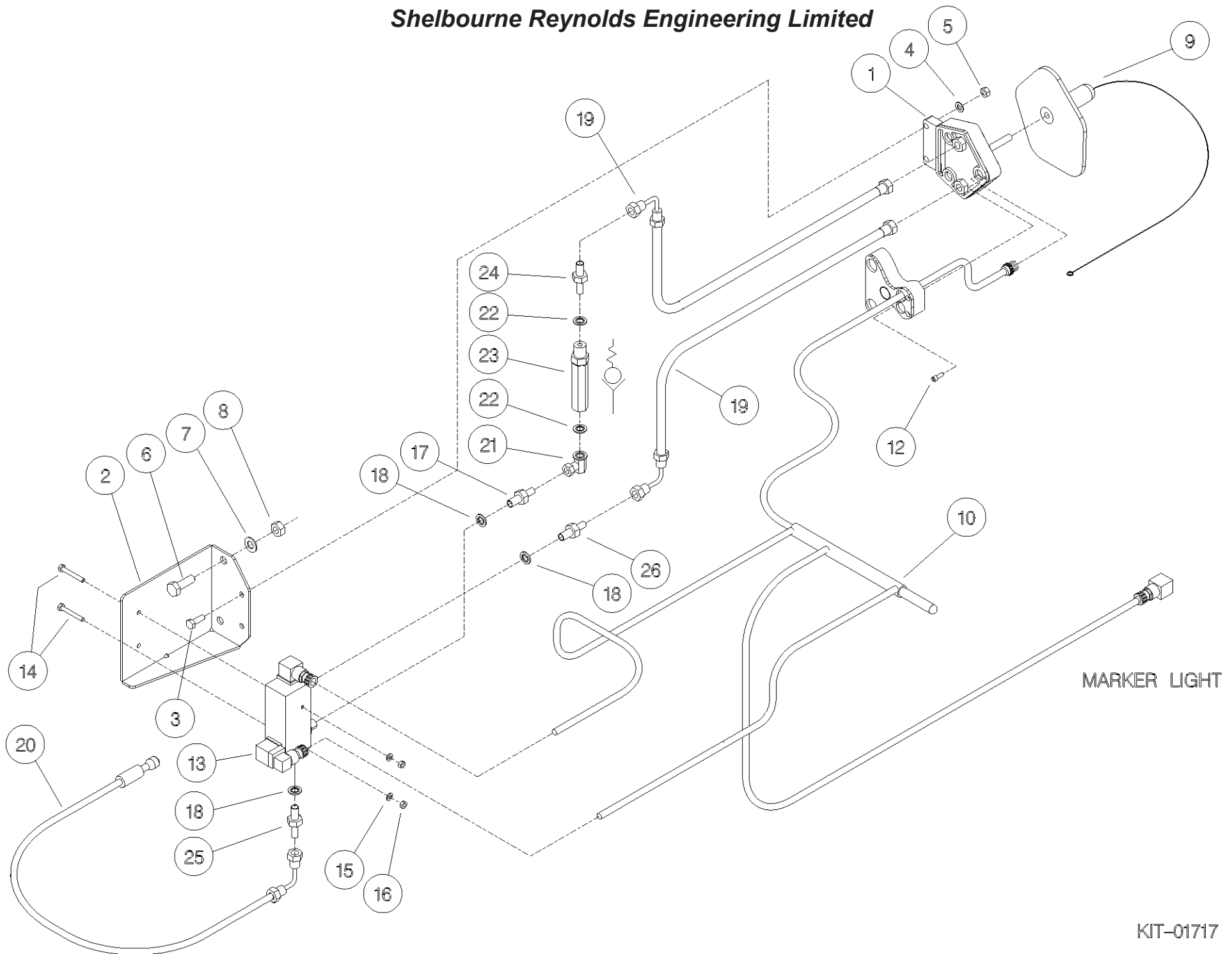


Kit Options

Hydraulics

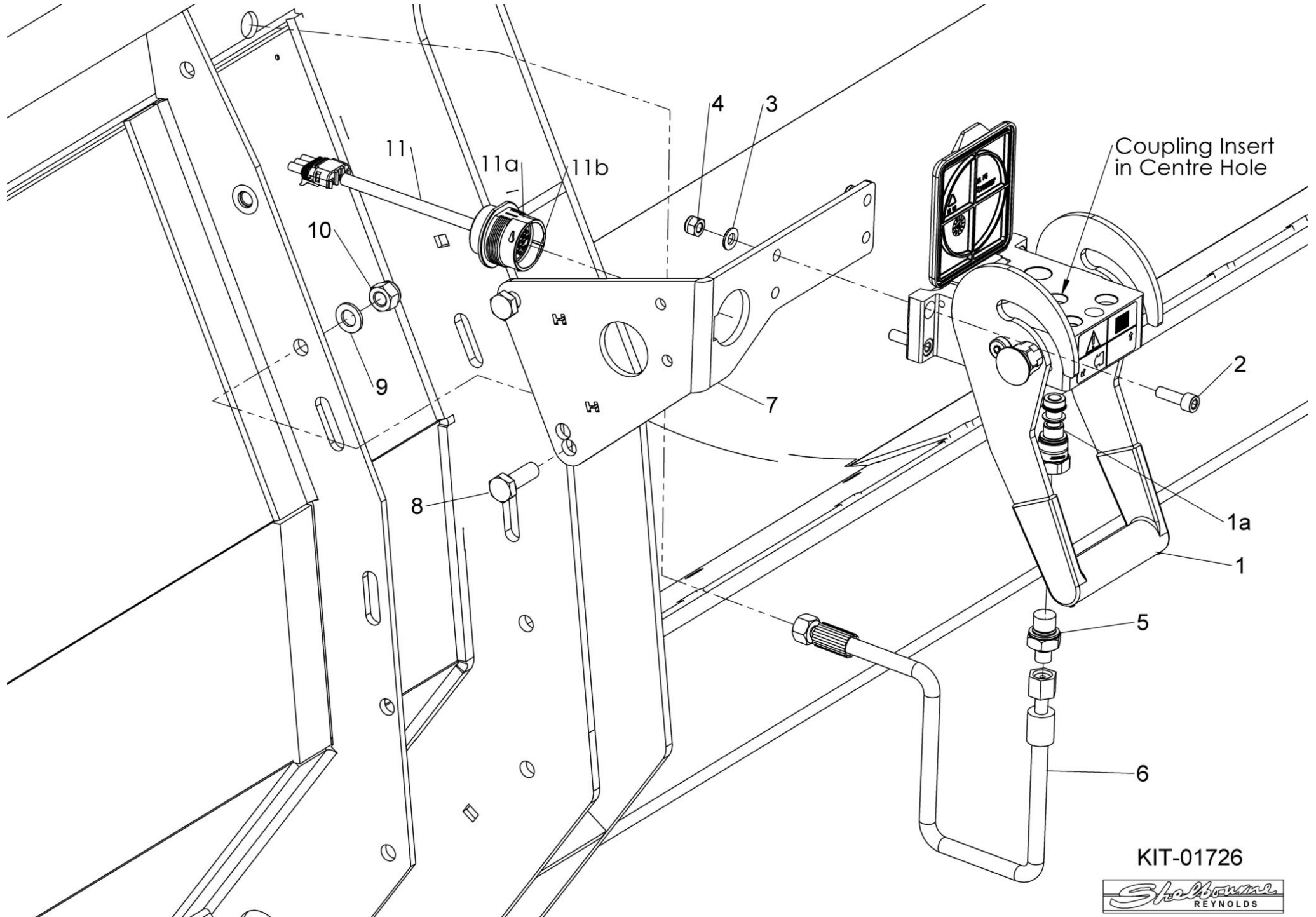
Shelbourne Reynolds Engineering Limited

ASSY NUMBER: KIT-01717				ASSY DESCRIPTION: CLAAS LEXION 400 HYD KIT			
ITEM	PART NO	DESCRIPTION	QTY	ITEM	PART NO	DESCRIPTION	QTY
1	CHP-05000	COUPLING	1	24	HMA-0052	FITTING	1
2	193601 01	FIXING PLATE	1	25	HAQAA0305	(UP TO 2002, REF ITEM 13) STRAINER FITTING	1
3	HSS-0150	SET SCREW	2	26	HAPAA0305	(UP TO 2002, REF ITEM 13) RESTRICTOR FITTING	1
4	WSH-0012	WASHER	2				
5	NUT-0263	NUT	2				
6	HSS-0238	SETSCREW	2				
7	WSH-0018	WASHER	2				
8	NUT-0269	NUT	2				
9	CHP-05005	GUARD CAP	1				
10	195076 01	WIRE LOOM ASSY(2001&ON)	1				
OR	CHP-05010	WIRE LOOM (UP TO 2001)					
11							
12	SCCA05323	CAP HEAD SCREW(2001&ON)	5				
OR	SCW-0064	CAP HEAD SCREW (UP TO 2001)					
13	HVB-12506	VALVE BLOCK (2018 & ON)					
OR	HVB-12504	VALVE BLOCK (2002-2017)	1				
OR	HVB-12501	VALVE BLOCK (UP TO 2002)					
14	BLTA06350	HEX.HEAD BOLT	2				
15	WSH-0009	WASHER	2				
16	NUT-0260	NUT	2				
17	FIT-0025	ADAPTOR	2				
		(2002 & ON, REF ITEM 13)	2				
		(UP TO 2002, REF ITEM 13)	1				
18	WSH-1010	DOWTY WASHER	3				
19	HHBC05010	HYDRAULIC HOSE ASSY	2				
20	HHBC08510	HYDRAULIC HOSE ASSY	1				
21	HALAA0303	FITTING	1				
		(UP TO 2002, REF ITEM 13)					
22	WSH-1005	DOWTY WASHER	2				
		(UP TO 2002, REF ITEM 13)					
23	HVB-20560	CHECK VALVE	1				
		(UP TO 2002, REF ITEM 13)					



Shelbourne Reynolds Engineering Limited

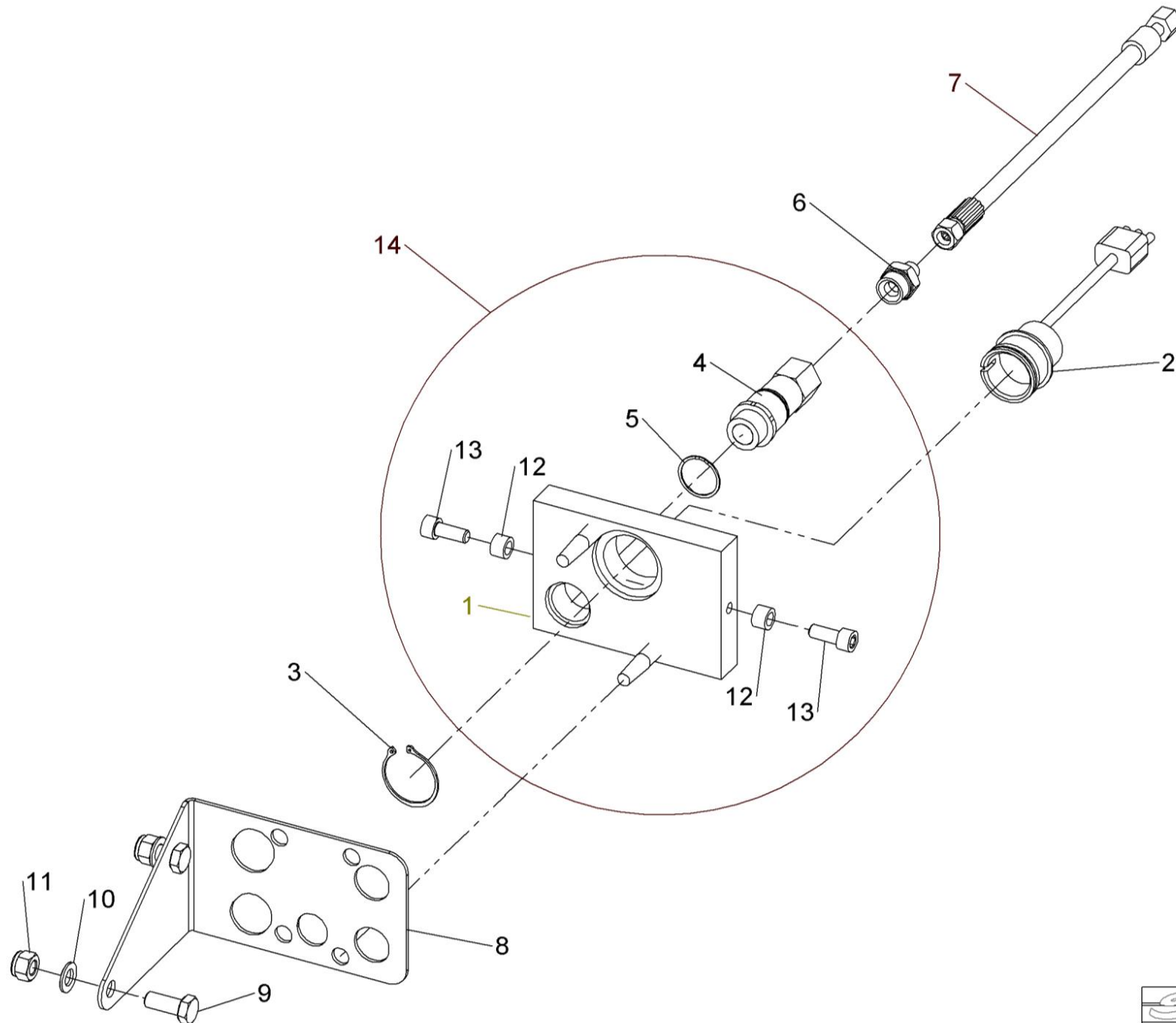
ASSY NUMBER: KIT-01726				ASSY DESCRIPTION: CNH HYDRAULIC MULTICOUPLER KIT			
ITEM	PART NO	DESCRIPTION	QTY	ITEM	PART NO	DESCRIPTION	QTY
1	HQR-95010	FASTER MULTI COUPLER	1				
1a	HQR-15025	FEM COUPLING INSERT					
1b	HQR-95040	SPARE RED BUTTON KIT					
2	SCW-0136	HT CAP HEAD SCREW	4				
3	WSH-0012	PLAIN WASHER	4			COUPLING INSERT (ITEM 1a)	
4	NUT-0263	NYLOC NUT	4			FITS INTO CENTRE HOLE	
5	HAPAK0425	HYD RESTRICTOR	1				
6	HHAC07910	HYDRAULIC HOSE ASSY	1				
7	199711 01	MULTICOUPLER MTG PLT	1				
8	HSS-0241	SETSCREW	2				
9	WSH-0018	PLAIN WASHER	2				
10	NUT-0269	NYLOC NUT	2				
11	197040 01	LIGHT PLUG (IF LIGHTS FITTED)					
11a	ECN-09060	SPARE LOCK WASHER					
11b	ECN-09050	SPARE PANEL NUT					



KIT-01726

Shelbourne Reynolds Engineering Limited

ASSY NUMBER: KIT-01727				ASSY DESCRIPTION: JOHN DEERE HYD MULTICOUPLER KIT			
ITEM	PART NO	DESCRIPTION	QTY	ITEM	PART NO	DESCRIPTION	QTY
1	197145 01	ELEC/HYD COUPLER PLT (1 HOLE)	1				
2	197146 01	LOOM & PLUG ASSY JD MULTI	1				
3	CIR-0450	EXTERNAL CIRCLIP	1				
4	HQR-13027	COUPLER (FLAT FACE)	1				
4a	VSK-00120	SEAL KIT FOR HQR-13027	A/R				
5	CLP-00230	SNAP RING	1				
6	HMA-0114	HYD ADAPT	1				
7	HHAC12010	HYD HOSE ASSY	1				
8	197766 01	PARKING BRACKET	1				
9	HSS-0238	BOLT	2				
10	WSH-0018	PLAIN WASHER	2				
11	NUT-0269	NYLOC NUT	2				
12	197248 01	LOCATING BOSS (UPTO MID 2014)	2				
13	SCW-0190	SOC HD SCREW (UPTO MID 2014)	2				
14	HQR-93000	JD MULTICOUPLER ASSY (ITEMS 1,4,5,12&13)	1				

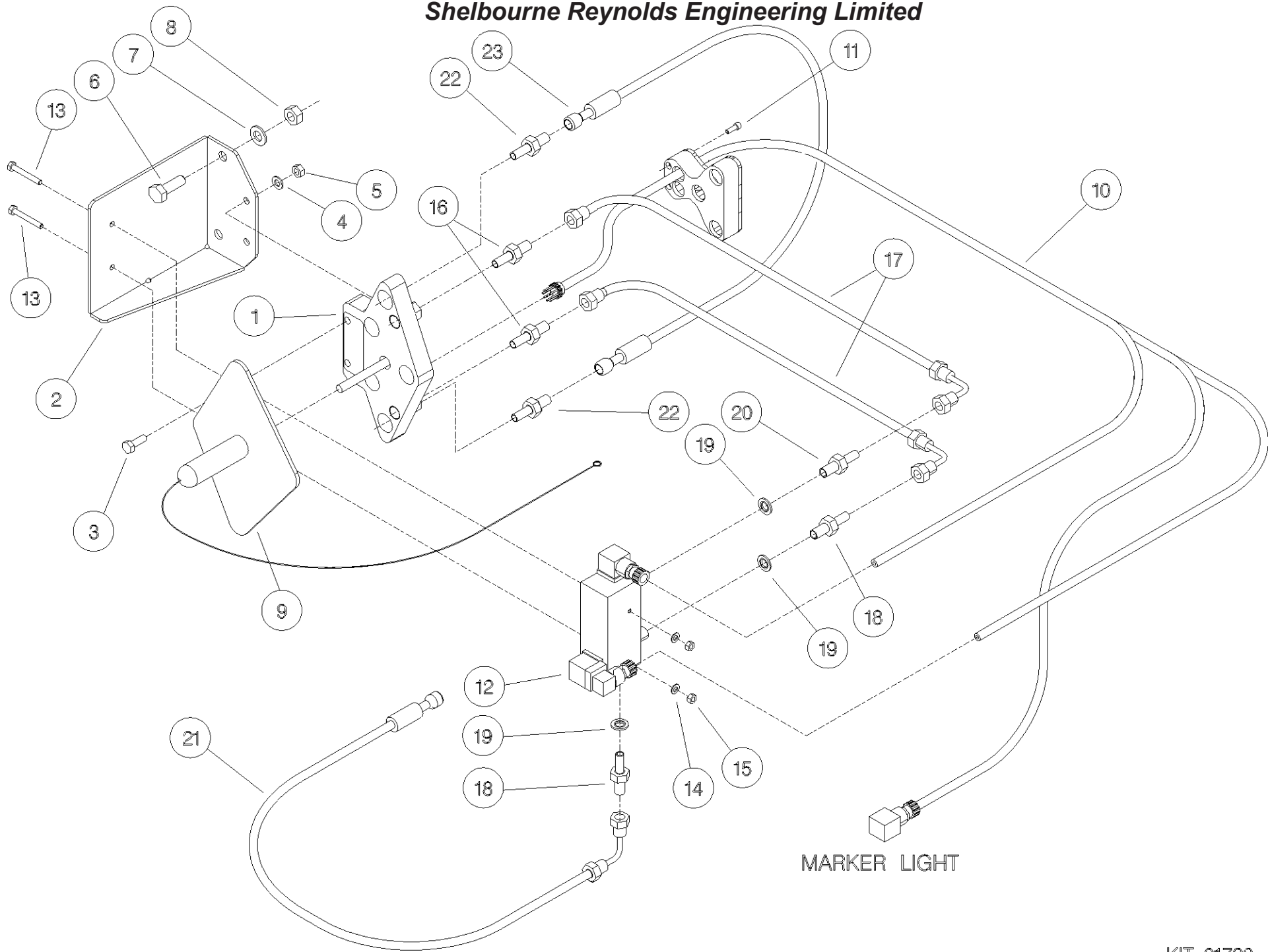


KIT-01727



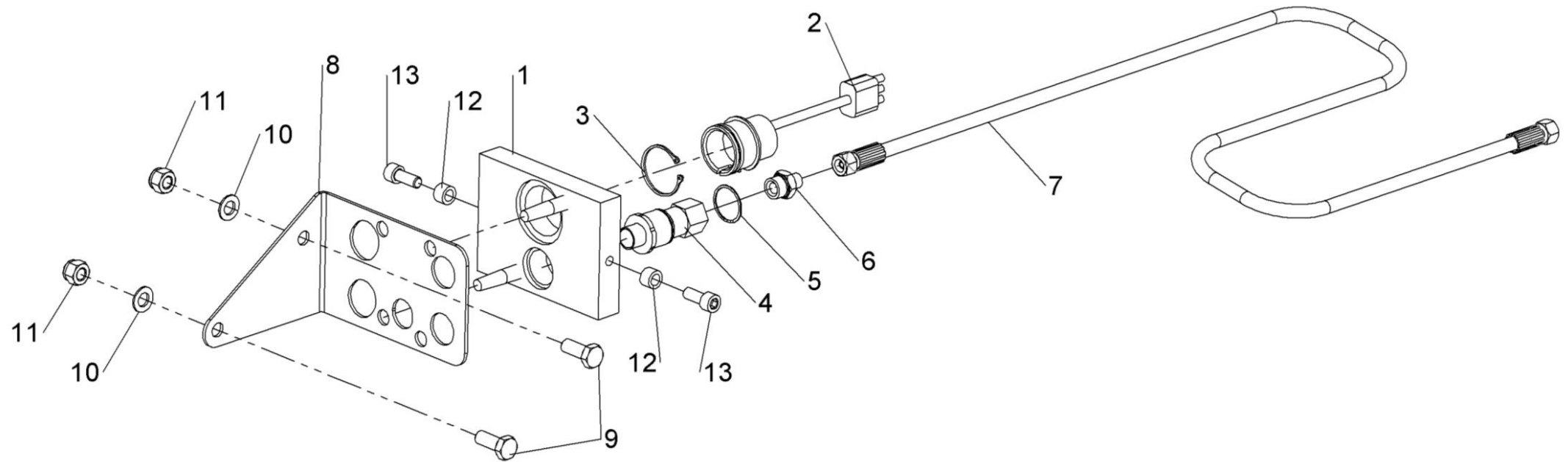
Shelbourne Reynolds Engineering Limited

ASSY NUMBER: KIT-01728				ASSY DESCRIPTION: CLAAS LEXION HYD MULTICOUPLER KIT			
ITEM	PART NO	DESCRIPTION	QTY	ITEM	PART NO	DESCRIPTION	QTY
1	CHP-05040	COUPLING	1				
2	193601 01	FIXING PLATE	1				
3	HSS-0150	SET SCREW	2				
4	WSH-0012	WASHER	2				
5	NUT-0263	NYLOC NUT	2				
6	HSS-0238	SETSCREW	2				
7	WSH-0018	PLAIN WASHER	2				
8	NUT-0269	NYLOC NUT	2				
9	CHP-05045	COUPLING COVER	1				
10	195076 01	WIRE LOOM ASSY	1				
11	SCCA05323	CAP SOCKET HEAD SCREW	5				
12	HVB-12506	DUAL SOLENOID CONTROL VALVE	1				
		(MID 2018 & ON)					
OR	HVB-12504	DUAL SOLENOID CONTROL VALVE	1				
		(UPTO MID 2018)					
13	BLTA06350	HEX.HEAD BOLT	2				
14	WSH-0009	PLAIN WASHER	2				
15	NUT-0260	NYLOC NUT	2				
16	FIT-0552	MALE STUD COUPLING	2				
17	HHBC05010	HYDRAULIC HOSE ASSY	2				
18	FIT-0025	FITTING	2				
19	WSH-1010	DOWTY WASHER	3				
20	HAPAA0305	RESTRICTOR FIT.	1				
21	HHBC08510	HYDRAULIC HOSE ASSY	1				
22	HMA-0110	FITTING	2				
23	HHEF03505	HYDRAULIC HOSE ASSY	1				



Shelbourne Reynolds Engineering Limited

ASSY NUMBER: KIT-01731				ASSY DESCRIPTION: AGCO HYDRAULIC MULTICOUPLER KIT			
ITEM	PART NO	DESCRIPTION	QTY	ITEM	PART NO	DESCRIPTION	QTY
1	197812 01	HYD COUPLER PLT ASSY (1 PORT)	1				
2	198278 01	LOOM & PLUG ASSY AGCO	1				
3	CIR-0450	EXTERNAL CIRCLIP	1				
4	HQR-13026	COUPLING	1				
5	CLP-00230	SNAP RING	1				
6	HAAAK0327	HYDRAULIC FITTING	1				
7	HHAC12010	HYDRAULIC HOSE ASSY	1				
8	197766 01	PARKING BRACKET	1				
9	HSS-0238	BOLT	2				
10	WSH-0018	PLAIN WASHER	2				
11	NUT-0269	NYLOC NUT	2				
12	197248 01	LOCATING BOSS	2				
13	SCW-0190	SOCKET CAP HEAD SCREW	2				



KIT-01731

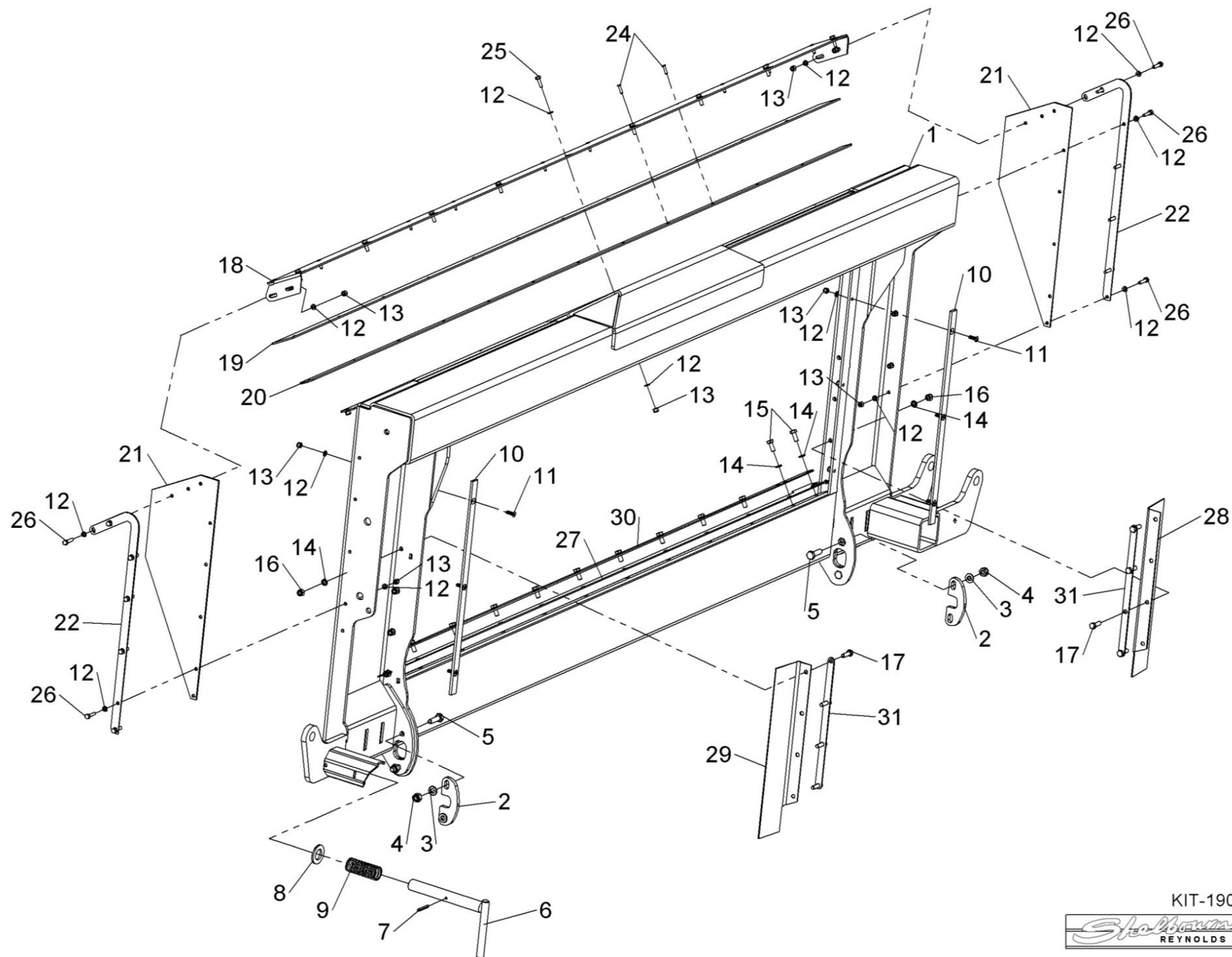


Kit Options

Adaptor Plates

Shelbourne Reynolds Engineering Limited

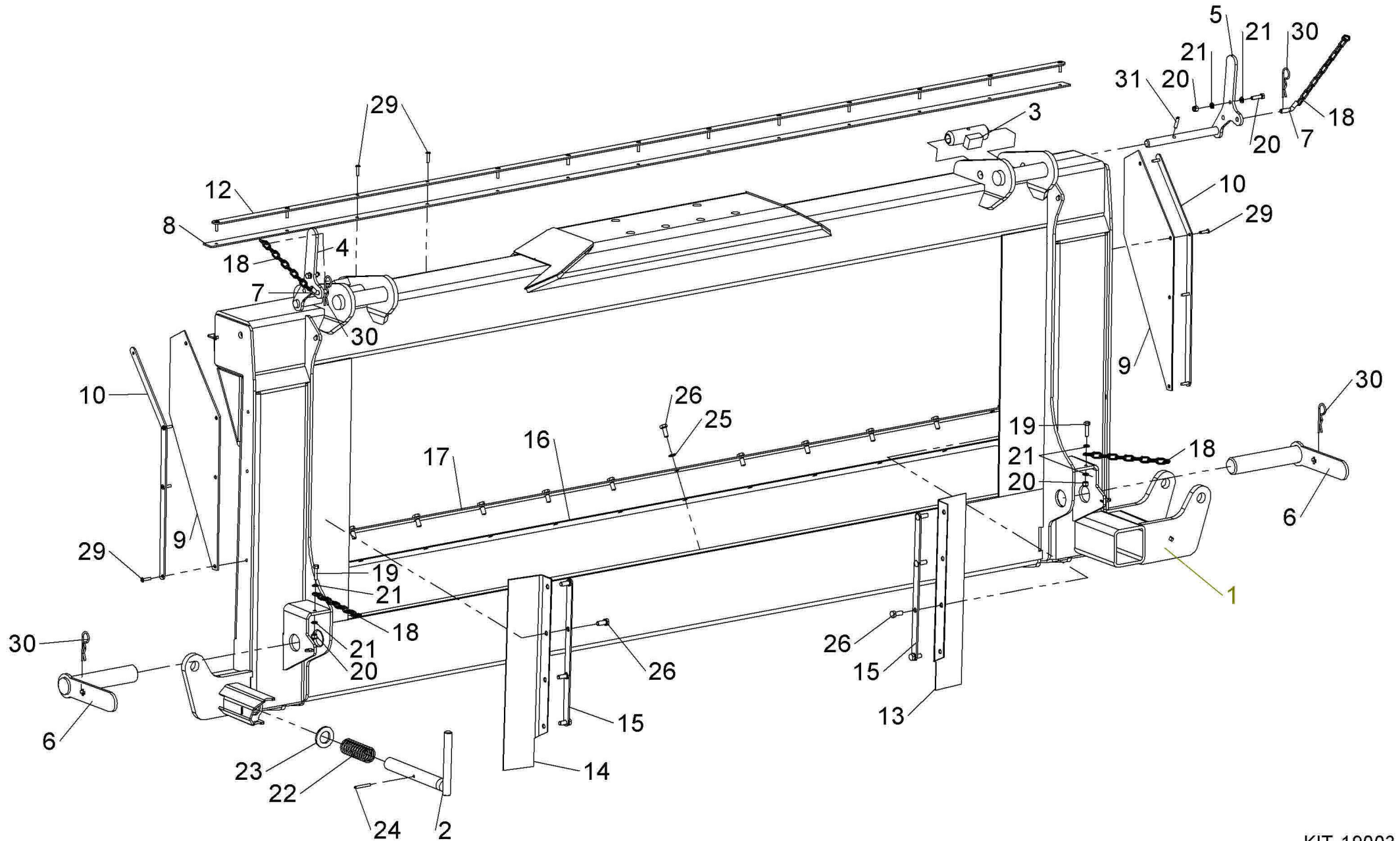
ASSY NUMBER: KIT-19002				ASSY DESCRIPTION: JD ADAPTOR PLATE			
ITEM	PART NO	DESCRIPTION	QTY	ITEM	PART NO	DESCRIPTION	QTY
1	198377 01	JD ADAPTOR W/A (2011 & ON)	1				
2	198521 01	PIN HOLE PLATE	2				
3	WSH-0015	PLAIN WASHER	4				
4	NUT-0265	NYLOC NUT	4				
5	HSS-0198	SETSCREW	4				
6	199467 01	LOCKING PIN (25mm) (2013 & ON)	1				
OR	198620 01	LOCKING PIN (19mm) (UPTO 2013)	1				
7	PIN-1775	ROLL PIN	1				
8	WSH-0036	PLAIN WASHER (25mm PIN)	1				
OR	WSH-0030	PLAIN WASHER (19mm PIN)	1				
9	SPGC32925	COMPRESSION SPRING (25mm PIN)	1				
OR	SPGC32355	COMPRESSION SPRING (19mm PIN)	1				
10	197208 01	PACKER PLATE	2				
11	SCW-1580	CSK SOCKET HD SCW	6				
12	WSH-0009	PLAIN WASHER	52				
13	NUT-0260	NYLOC NUT	29				
14	WSH-0058	SPRING WASHER	14				
15	HSS-0140	SETSCREW	12				
16	NUT-0263	NYLOC NUT	8				
17	HSS-0145	BOLT	8				
18	199476 01	FRONT SEAL PLATE (2013 & ON)	1				
OR	199195 01	FRONT SEAL PLATE (2012 ONLY)	1				
OR	198719 01	FRONT SEAL PLATE (UPTO 2012)	1				
19	199159 01	TOP SEAL STRIP (2012 & ON)	1				
OR	198711 01	TOP SEAL STRIP (UPTO 2012)	1				
20	198715 01	CLAMP STRIP	1				
21	198717 01	SIDE SEAL	2				
22	199479 01	SEAL CLAMP	2				
23	WSH-0012	PLAIN WASHER	6				
24	POP-0006	POP RIVET	13				
25	HSS-0086	SETSCREW	9				
26	HSS-0088	SETSCREW	14				
27	198921 01	BOTTOM SEAL PLT (2011 & ON)	1				
28	198922 01	LH SEAL PLT (2011 & ON)	1				
29	198922 02	RH SEAL PLT (2011 & ON)	1				
30	198988 01	BOTTOM CLAMP STRIP	1				
31	198987 01	SIDE CLAMP STRIP	2				
						THIS KIT ONLY FITS HOOK STYLE FACEPATES AND NOT OLDER CLAMP BLOCK STYLE, CONTACT YOUR JD DEALER FOR UPDATE KIT	



Shelbourne Reynolds Engineering Limited

ASSY NUMBER: KIT-19003				ASSY DESCRIPTION: CLAAS LEXION ADAPTOR PLT KIT			
ITEM	PART NO	DESCRIPTION	QTY	ITEM	PART NO	DESCRIPTION	QTY
1	198375 01	LEXION ADAPTOR W/A (2011 & ON)	1				
2	199467 01	LOCKING PIN (2012 & ON)	1				
OR	198620 01	LOCKING PIN (UPTO 2012)	1				
3	193154 01	TOP LOCK	2				
4	193153 01	TOP LOCKING LEVER LH	1				
5	193153 02	TOP LOCKING LEVER RH	1				
6	198656 01	LOCKING PIN W/A	2				
7	195878 01	LOCKING HANDLE ASSY	2				
8	198711 01	TOP SEAL STRIP	1				
9	290148 01	SIDE SEAL (RIVET) (2016 & ON)	2				
OR	198712 01	SIDE SEAL (BOLT) (UPTO 2016)	2				
10	290149 01	CLAMP STRIP (RIVET) (2016 & ON)	2				
OR	198713 01	CLAMP STRIP (BOLT) (UPTO 2016)	2				
11	198714 01	CLAMP STRIP (UPTO 2016)	2				
12	290538 01	CLAMP STRIP (2018 & ON)	2				
OR	198715 01	CLAMP STRIP (UPTO 2018)	1				
13	198922 01	SIDE SEAL (2011 & ON)	1				
14	198922 02	SIDE SEAL (2011 & ON)	1				
15	198987 01	SIDE CLAMP STRIP (2011 & ON)	2				
16	198986 01	PVC SEAL STRIP (2011 & ON)	1				
17	198989 01	CLAMP STRIP (2011 & ON)	1				
18	CHN-0145	CHAIN	0.17m				
18	CHN-0145	CHAIN	0.17m				
18	CHN-0145	CHAIN	0.17m				
18	CHN-0145	CHAIN	0.17m				
19	HSS-0088	HEX HD BOLT	4				
20	NUT-0260	NYLOC NUT	4				
21	WSH-0009	PLAIN WASHER	8				
22	SPGC32925	COMPRESSION SPRING (2012 & ON)	1				
OR	SPGC32355	COMPRESSION SPRING (UPTO 2012)	1				
23	WSH-0036	PLAIN WASHER (2012 & ON)	1				
OR	WSH-0030	PLAIN WASHER (UPTO 2012)	1				
24	PIN-1775	ROLL PIN	1				
25	WSH-0058	SPRING WASHER (2011 & ON)	20				
26	HSS-0140	SETSCREW (2011 & ON)	20				
27	NUT-0263	NYLOC NUT (UPTO 2016)	6				
28	WSH-0012	PLAIN WASHER (UPTO 2016)	6				
29	POP-0006	POP RIVET	22				
30	CLP-00103	R CLIP	4				
31	PIN-1923	ROLL PIN	2				

Shelbourne Reynolds Engineering Limited

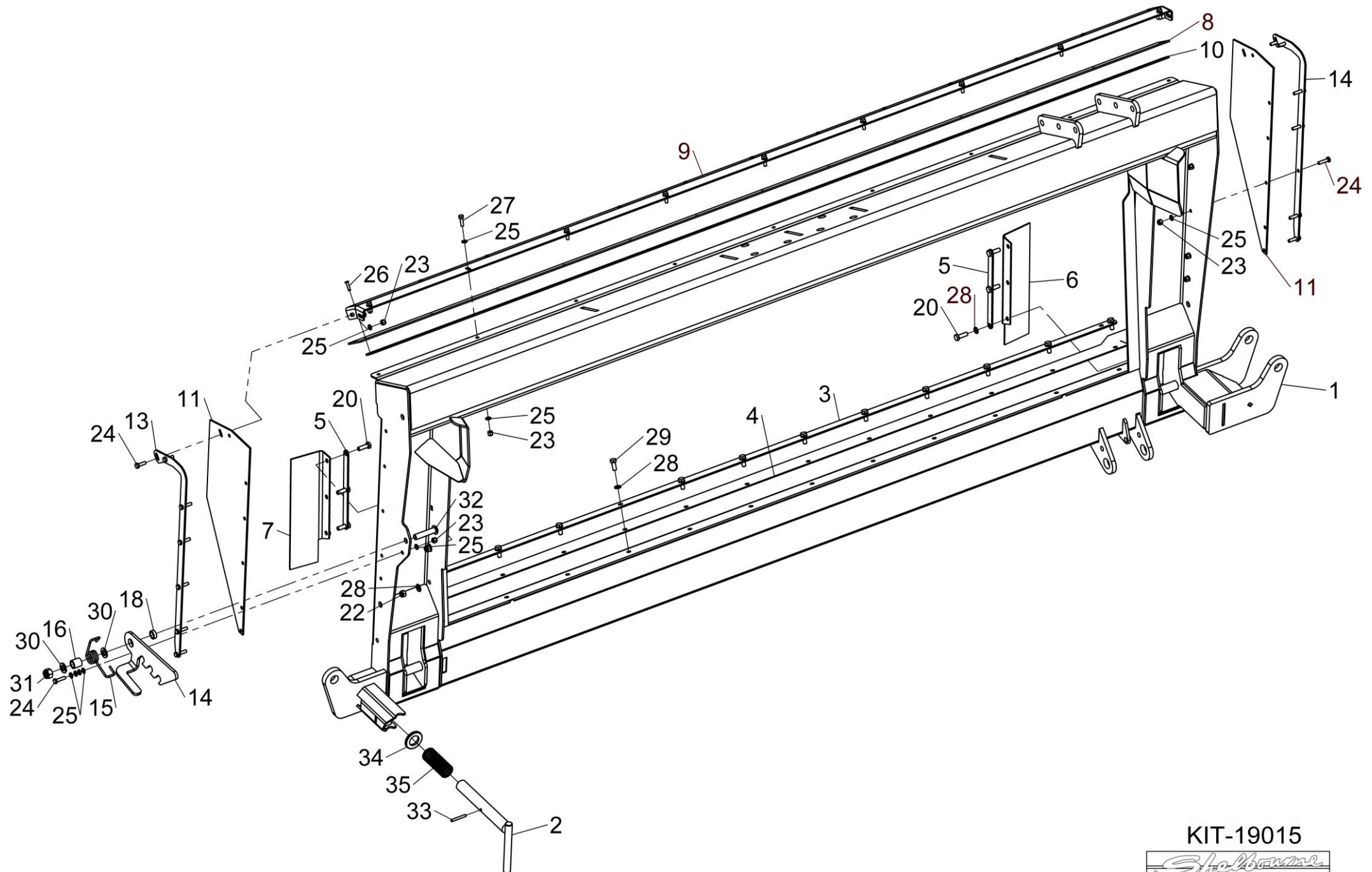


KIT-19003

Shelbourne
REYNOLDS

Shelbourne Reynolds Engineering Limited

ASSY NUMBER: KIT-19015				ASSY DESCRIPTION: CNH ADAPTOR PLATE			
ITEM	PART NO	DESCRIPTION	QTY	ITEM	PART NO	DESCRIPTION	QTY
1	199199 01	CNH ADAPTOR PLT W/A	1				
2	199467 01	LOCKING PIN (25mm)	1				
OR	198620 01	LOCKING PIN (19mm)	1				
3	198989 01	METAL STRIP	1				
4	198986 01	RUBBER STRIP	1				
5	198987 02	SIDE CLAMP STRIP	2				
6	199513 01	SIDE SEAL	1				
7	199513 02	SIDE SEAL	1				
8	199159 01	TOP SEAL STRIP	1				
9	199750 01	RUBBER FIXING PLT (2014 & ON)	1				
OR	199227 01	RUBBER FIXING PLT (UPTO 2014)					
10	198715 01	CLAMP STRIP	1				
11	199228 01	SIDE SEAL	2				
12							
13	199226 01	AROUND HD PLT	2				
14	198802 01	LOCKING PLATE	1				
15	198807 01	TORSION SPRING	1				
16	198811 01	SPACER TUBE	1				
17							
18	198789 01	SPACER TUBE	1				
19							
20	HSS-0145	SETSCREW	6				
21	WSH-0012	PLAIN WASHER	6				
22	NUT-0263	NYLOC NUT	6				
23	NUT-0260	NYLOC NUT	24				
24	HSS-0088	SETSCREW	11				
25	WSH-0009	PLAIN WASHER	37				
26	POP-0006	POP RIVET	13				
27	HSS-0086	SETSCREW	13				
28	WSH-0058	SPRING WASHER	14				
29	HSS-0140	SETSCREW	12				
30	WSH-0018	PLAIN WASHER	2				
31	NUT-0269	NYLOC NUT	1				
32	SCBA12350	BUTTON HEAD SCREW (1				
33	PIN-1775	ROLL PIN	1				
34	WSH-0036	PLAIN WASHER (25mm PIN)	1				
OR	WSH-0030	PLAIN WASHER (19mm PIN)	1				
35	SPGC32925	COMPRESSION SPRING (25mm PIN)	1				
OR	SPGC32355	COMPRESSION SPRING (19mm PIN)	1				



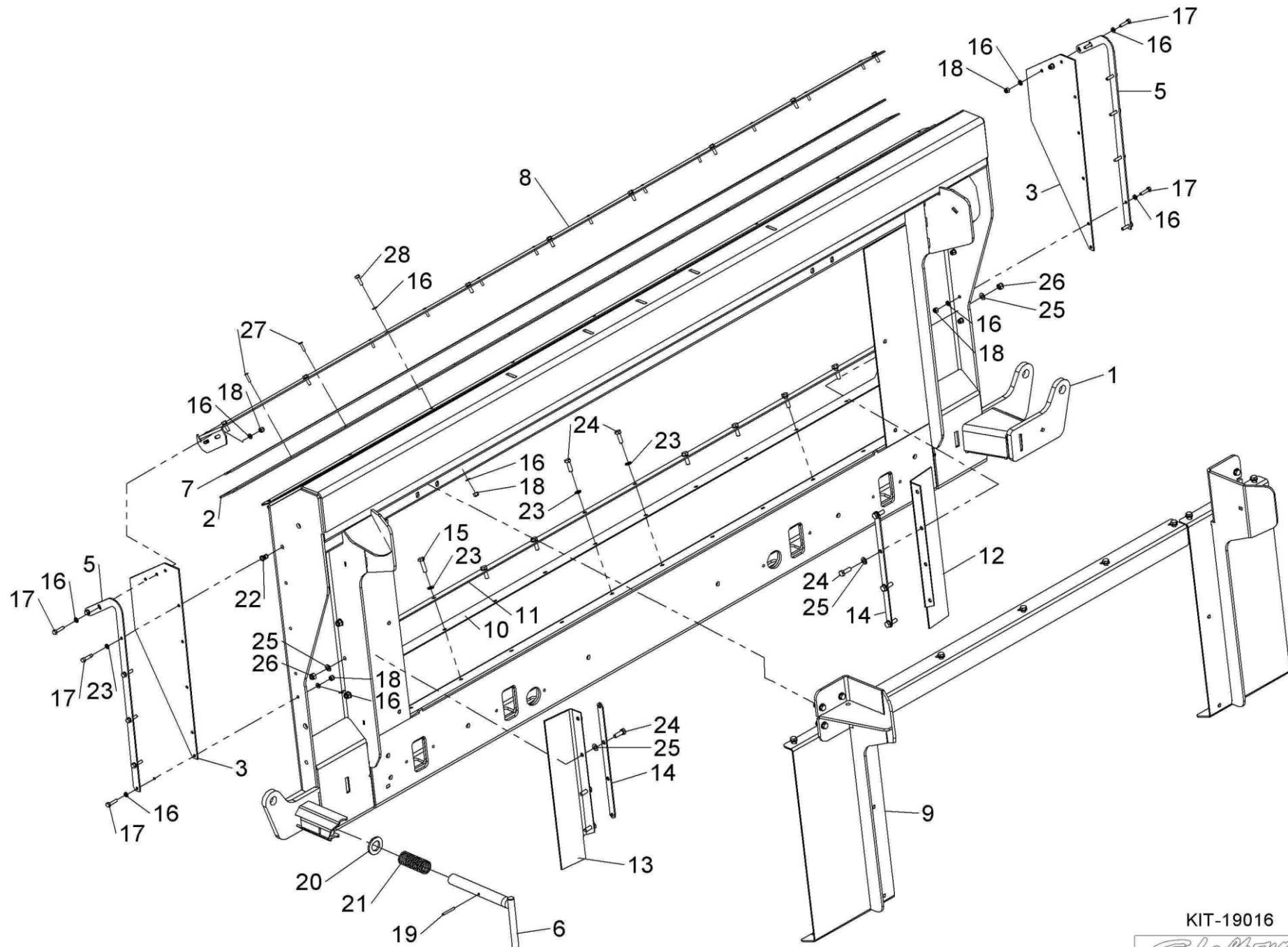
KIT-19015



Shelbourne Reynolds Engineering Limited

ASSY NUMBER: KIT-19016				ASSY DESCRIPTION: AGCO ADAPTOR PLATE KIT			
ITEM	PART NO	DESCRIPTION	QTY	ITEM	PART NO	DESCRIPTION	QTY
1	199150 01	AGCO ADAPTOR PLATE W/	1				
2	198715 01	CLAMP STRIP	1				
3	198717 01	SIDE SEAL	2				
4							
5	199479 01	SEAL CLAMP	2				
6	199467 01	LOCKING PIN (2013 & ON)	1				
OR	198620 01	LOCKING PIN (UPTO 2013)	1				
7	199159 01	TOP SEAL PLATE	1				
8	199476 01	FRONT SEAL PLATE (2013 & ON)					
OR	199195 01	FRONT SEAL PLATE (UPTO 2013)	1				
9	KIT-19017	FILL IN PLT KIT (GLENER ONLY)	A/R				
10	199207 01	LOWER SEAL	1				
11	199197 01	LOWER SEAL MOUNTING PLATE	1				
12	198922 01	SEAL	1				
13	198922 02	SEAL	1				
14	198987 01	SIDE CLAMP PLATE	2				
15	HSS-0150	BOLT	4				
16	WSH-0009	PLAIN WASHER	42				
17	HSS-0088	SET SCREW	14				
18	NUT-0260	NYLOC NUT	21				
19	PIN-1775	ROLL PIN	1				
20	WSH-0036	PLAIN WASHER (2013 & ON)	1				
OR	WSH-0030	PLAIN WASHER (UPTO 2013)	1				
21	SPGC32925	COMPRESION SPRING (2013 & ON)	1				
OR	SPGC32355	COMPRESION SPRING (UPTO 2013)	1				
22	NUTA13060	NUTSERT	2				
23	WSH-0058	SPRING WASHER	12				
24	HSS-0145	BOLT	16				
25	WSH-0012	PLAIN WASHER	14				
26	NUT-0263	NYLOC NUT	6				
27	POP-0006	POP RIVET	13				
28	HSS-0086	SET SCREW	9				

Shelbourne Reynolds Engineering Limited

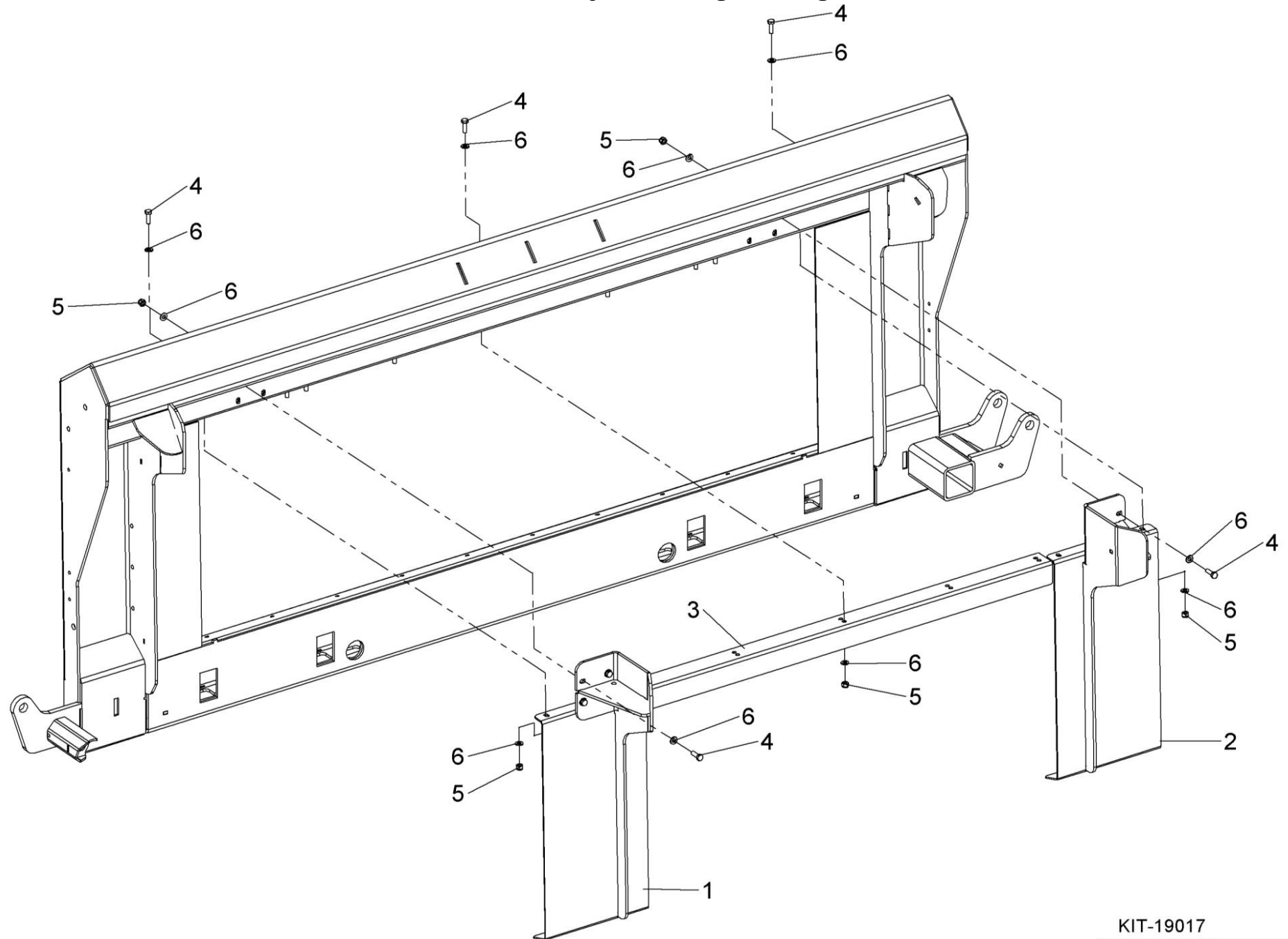


KIT-19016



Shelbourne Reynolds Engineering Limited

ASSY NUMBER: KIT-19017				ASSY DESCRIPTION: GLEANER FILL IN PLATE KIT			
ITEM	PART NO	DESCRIPTION	QTY	ITEM	PART NO	DESCRIPTION	QTY
1	199160 01	LH FILL IN PLATE	1				
2	199160 02	RH FILL IN PLATE	1				
3	197991 01	COVER PLATE	1				
4	HSS-0145	BOLT	17				
5	NUT-0263	NYLOC NUT	17				
6	WSH-0012	PLAIN WASHER	34				
						THIS KIT ONLY FITS GLEANER COMBINES WITH TILTING FEEDER HOUSE OR LARGE HORNS	

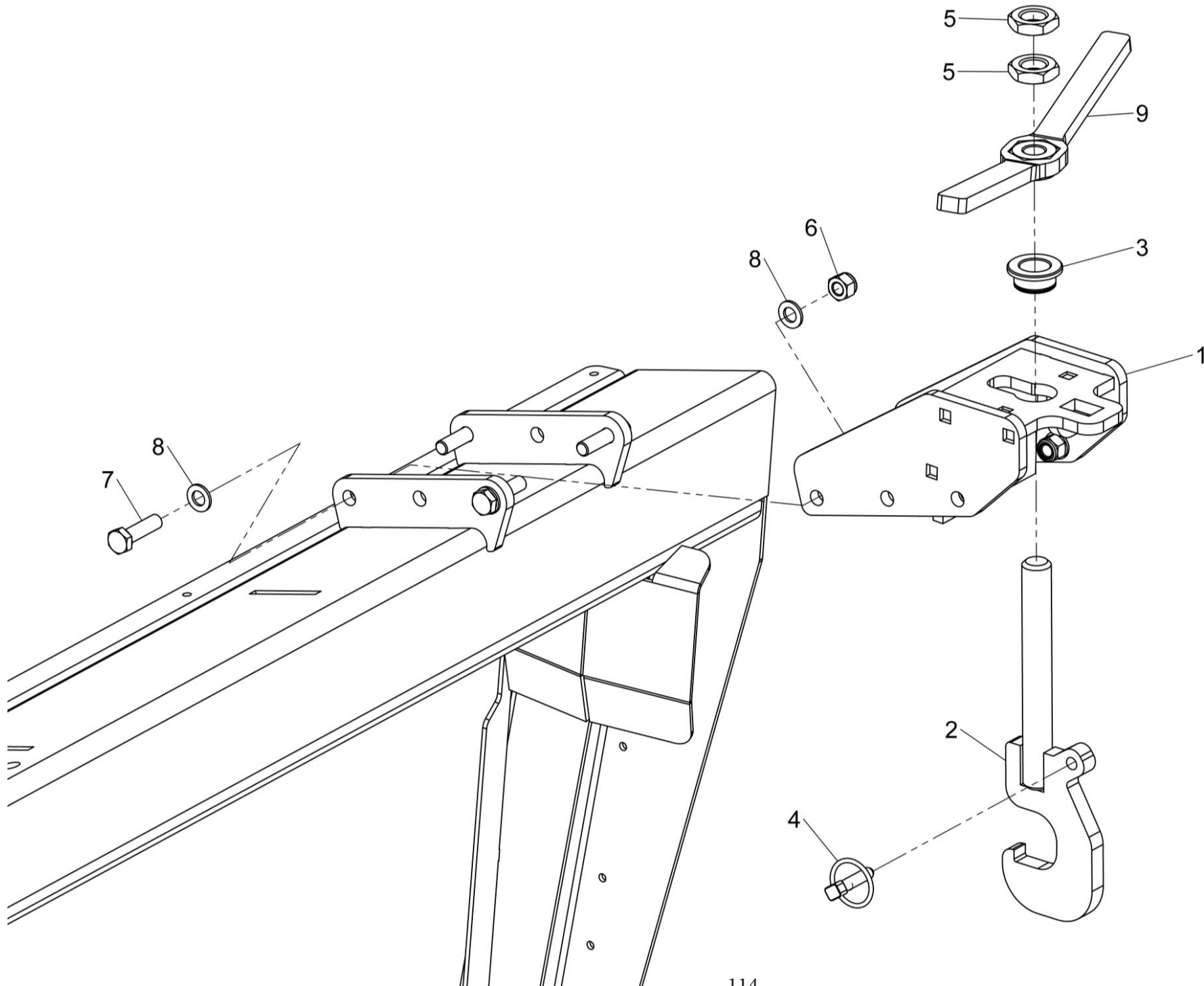


KIT-19017



Shelbourne Reynolds Engineering Limited

ASSY NUMBER: KIT-19026				ASSY DESCRIPTION: CNH ADAPTOR PLATE HOOK & BRKT ASSY			
ITEM	PART NO	DESCRIPTION	QTY	ITEM	PART NO	DESCRIPTION	QTY
1	199705 01	HOOK MOUNTING W/A (2014 & ON)	1				
2	199728 01	ADAPTOR HOOK (2014 & ON)	1				
3	199621 01	TOP HAT BUSH (2014 & ON)	1				
4	PIN-01950	LYNCH PIN (2014 & ON)	1				
5	NUT-0390	HALF NUT (2018 & ON)	2				
OR	NUT-0190	PLAIN NUT(UP TO 2018)	2				
6	NUT-0269	NYLOC NUT	4				
7	BLTA12290	HEX HD BOLT	4				
8	WSH-0018	PLAIN WASHER	8				
9	290563 01	WING NUT W/A (2018 & ON)	1				

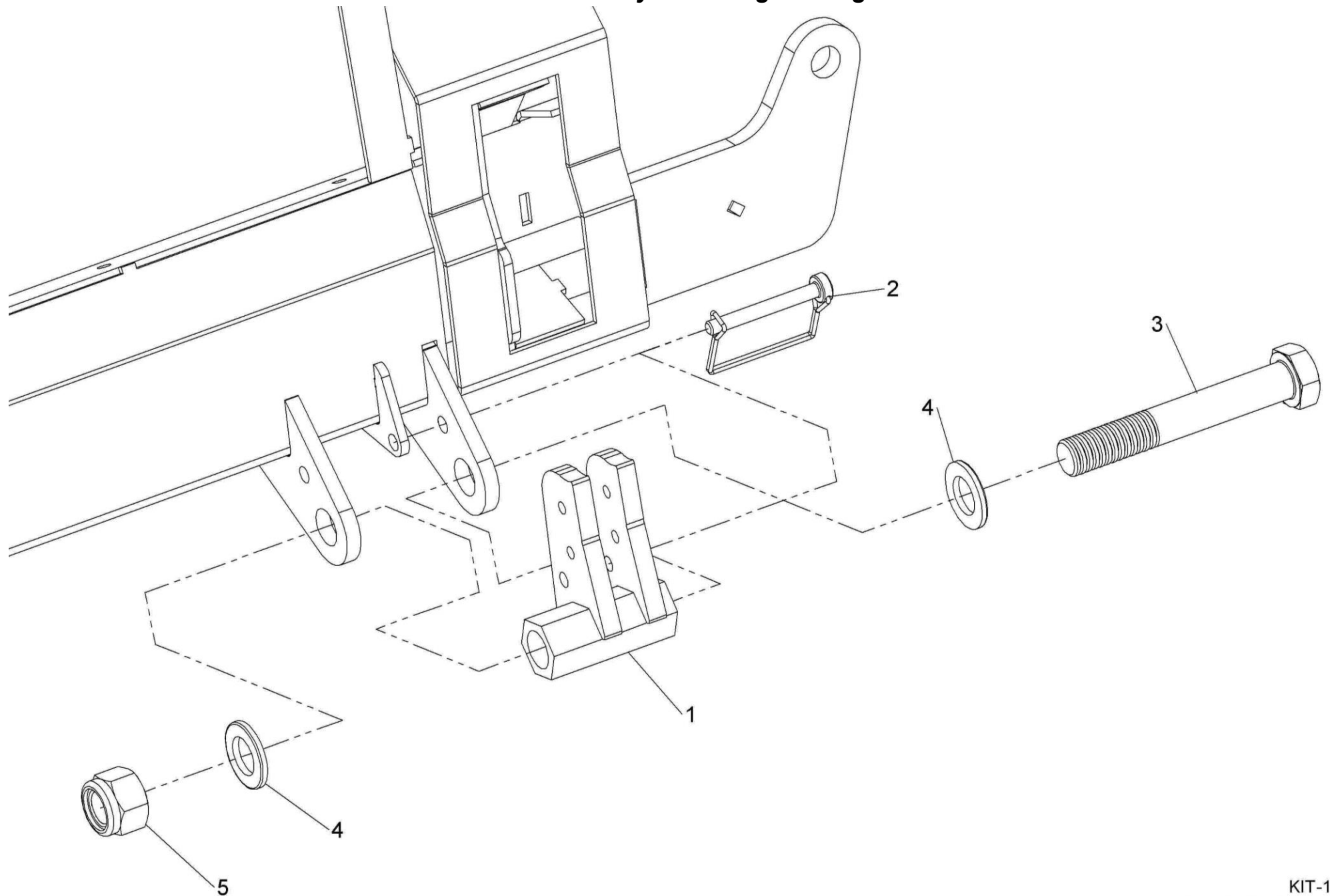


KIT-19026



Shelbourne Reynolds Engineering Limited

ASSY NUMBER: KIT-19028				ASSY DESCRIPTION: NH BOTTOM BEAM LOCKING KIT			
ITEM	PART NO	DESCRIPTION	QTY	ITEM	PART NO	DESCRIPTION	QTY
1	199730 01	NH BOTTOM BEAM LOCK	1				
2	PIN-03900	SQUARE SHAFT LOCKING PIN	1				
3	BLTA24740	BOLT	1				
4	WSH-0036	PLAIN WASHER	2				
5	NUT-0275	NYLOC NUT	1				

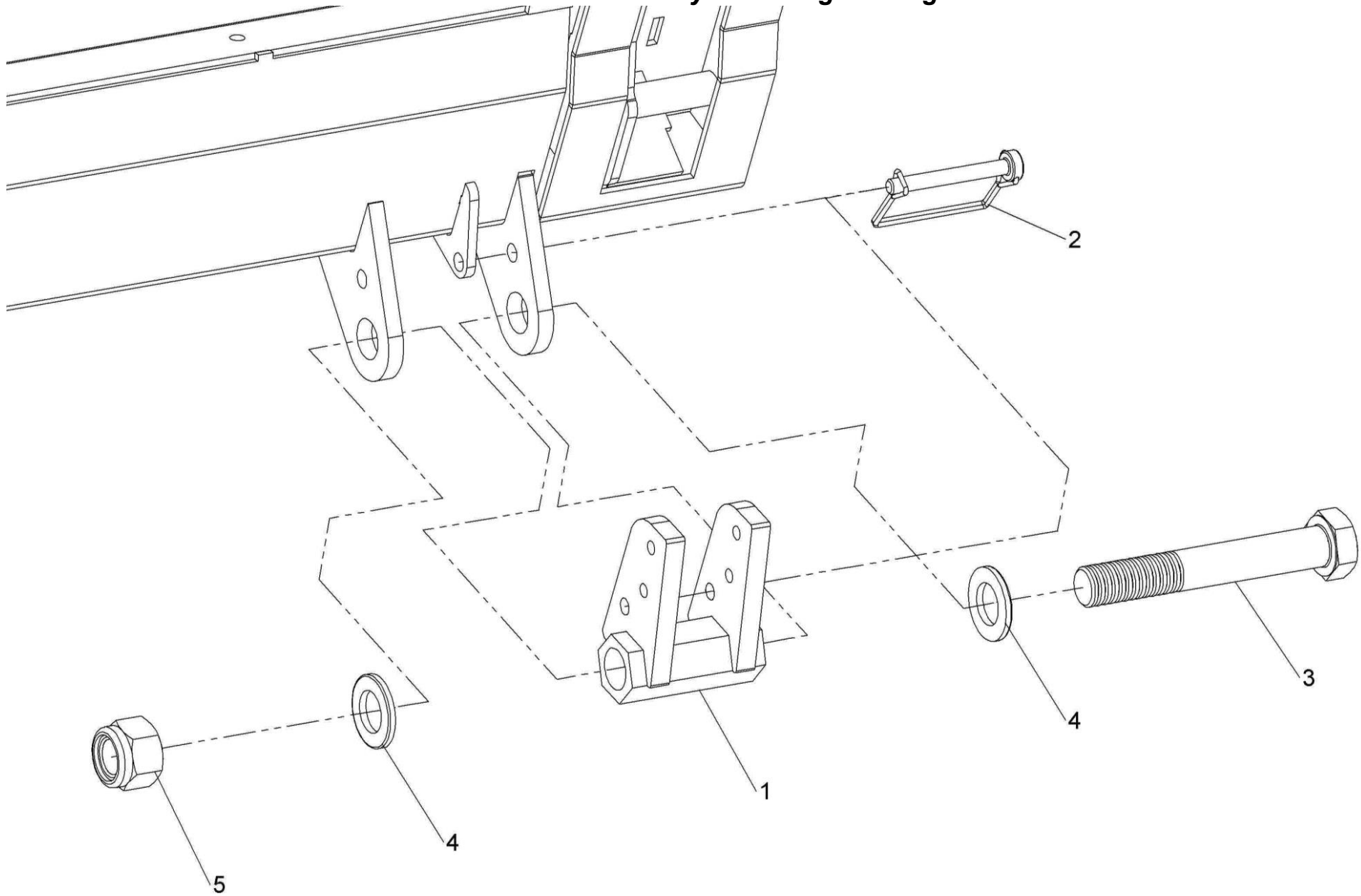


KIT-19028



Shelbourne Reynolds Engineering Limited

ASSY NUMBER: KIT-19029				ASSY DESCRIPTION: CIH ADAPTOR PLATE BEAM LOCK KIT			
ITEM	PART NO	DESCRIPTION	QTY	ITEM	PART NO	DESCRIPTION	QTY
1	199716 01	CIH BOTTOM BEAM LOCK	1				
2	PIN-03900	SQUARE SHAFT LOCKING PIN	1				
3	BLTA24740	BOLT	1				
4	WSH-0036	PLAIN WASHER	2				
5	NUT-0275	NYLOC NUT	1				



KIT-19029

