

# Shelbourne

## REYNOLDS

# XCV36

PARTS MANUAL - 2018 - 2024



Shelbourne Reynolds Engineering Ltd

Stanton

Bury St Edmunds

Suffolk

IP31 2AR

England

Telephone: 01359 250415

Fax: 01359 250464

Stores Direct : 01359 251231

Stores Direct: 01359 252031

Shelbourne Reynolds Inc.

Colby PO box 607

1250 S Country Club Drive

Colby , Kansas 67701

U.S.A.

Telephone: (785) 462 6299

Fax: (785) 462 6761

Issue 13

09/10/2023

[www.shelbourne.com](http://www.shelbourne.com)



# STRIPPER HEADER

## **ORDERING SPARE PARTS**

### **IMPORTANT**

Your Stripper Header is made up of a Machine assembly number (common parts), specific sub assemblies and also customer optional build kits. The machine, sub assemblies and optional kit numbers are listed in the front pages of your Operators manual. If you do not have these numbers please contact Shelbourne Reynolds Parts Department direct on (telephone) Stanton - (01359) 251231 or Colby - (785) 462 6299.

To ensure that you order the correct part from your SRE dealer please use the following procedure.

### **ALWAYS QUOTE THE MACHINE AND SERIAL NUMBERS WHEN ORDERING.**

The year and/or serial number of the machine may determine the correct sub assembly.

Refer to the Parts Manuals front page/s, listing the machine assemblies. Select the correct machine assembly number which is printed in the top left corner of the page (starting with 1965\_ \_ 01), This machine number can also be taken from the Stripper Header identification plate located on the rear left hand corner of the machine.

On this page you will find the parts listing for the common parts for every configuration of that machine assembly number. You will find the corresponding drawing by either looking at the facing page or progressing through the manual to the next drawing. The drawings indicate the components by item numbers, which you will find, are repeated in the left-hand side of your parts listing, and therefore referring to the correct part.

Note all parts will not be found listed below the machine number. Other parts will be from specific sub assemblies and optional kits. These sub assemblies and kits will be found in numerical order further through the manual. Sub assemblies start with 1960\_ \_ \_ 01 and kits start with KIT- 19 \_ \_ \_.

### **KEY**

m = Meter,

A/R = Quantity as Required



# List Of Kit Numbers

196572 36	Shelbourne Header	1
196143 42	Header lights Sub	3
196193 36	Hydraulic Circuit Sub	5
196253 03	3.6m Drive End Rotor Assembly	7
196254 03	3.6m Idle End Rotor Assembly	9
196255 03	3.6m Centre Rotor Assembly	11
196256 36	Crop Deflector Sub Assembly	13
196257 36	Hood Sub Assembly	15
196258 01	Rotor Mounting Sub	17
196262 01	VS Drive Sub	20
196274 36	Rear Drive Shaft Sub Assembly	23
196278 36	Auger Sub Assembly	25
196284 01	Emblems And Guards Sub Assembly	28
196285 36	Auger Assembly (Offset)	32
196289 01	Divider Sub Assembly	35
196291 36	Frame And Parts Sub Assembly	38
196341 01	VS Drive Sub	43
GEA-0058	Input Gearbox Assembly	45
KIT-00123	Auger Slip Clutch	47
KIT-00931	PTO Support Kit	49
KIT-00976	Ball Joint Centre Coupling	51
KIT-00976a	Ball Joint Centre Coupling	53
KIT-01386	Rear Pulley Assembly	55
KIT-01399	Rotor Pulley Assembly (2017-2021)	57
KIT-01401	Safety Decal Kit North America	59
KIT-01402	Safety Decal Kit ISO	61
KIT-01417	CE Area Kit	63
KIT-01445	Rotor Pulley Assembly	65
KIT-01454	VS Drive Cam And Bearing Kit	67
KIT-01463	Rear Pulley Assembly And Actuator Cam Kit	69
KIT-19001	Spring Tilt Kit	71
KIT-19006	Skid Kit	73
KIT-19013	Tilting Adaptor Plate Kit	75
KIT-19039	Gauge Wheel Kit	77
KIT-19040	Ball Joint Coupling Kit	79
KIT-19100	Vented LH Drive Guard Sub Assembly	81
PTO-260**	Stripper PTO Assembly	83
RDS-0002	Tacho Kit	85
RDS-0007	Tacho Kit	85



## Drive 88

196549 128	Drive Kit CNH	89
196549 168	Drive Kit AGCO	91
196549 178	Drive Kit John Deere	93
196549 188	Drive Kit Claas Lexion	95

## Hydraulics 98

KIT-01717	Hydraulic Fittings Kit Claas Lexion	99
KIT-01726	CNH Hydraulic Multicoupler Kit	101
KIT-01727	John Deere Hydraulic Multicoupler Kit	103
KIT-01731	AGCO Hydraulic Multicoupler Kit	105
KIT-01732	Claas Lexion Hydraulic Multicoupler Kit	107
KIT-01733	JD S Series Variable Feeder Hydraulic Kit	109
KIT-01735	AGCO Hydraulic Multicoupler Kit	111
KIT-01737	JD X9 Hydraulic Loom Kit	113

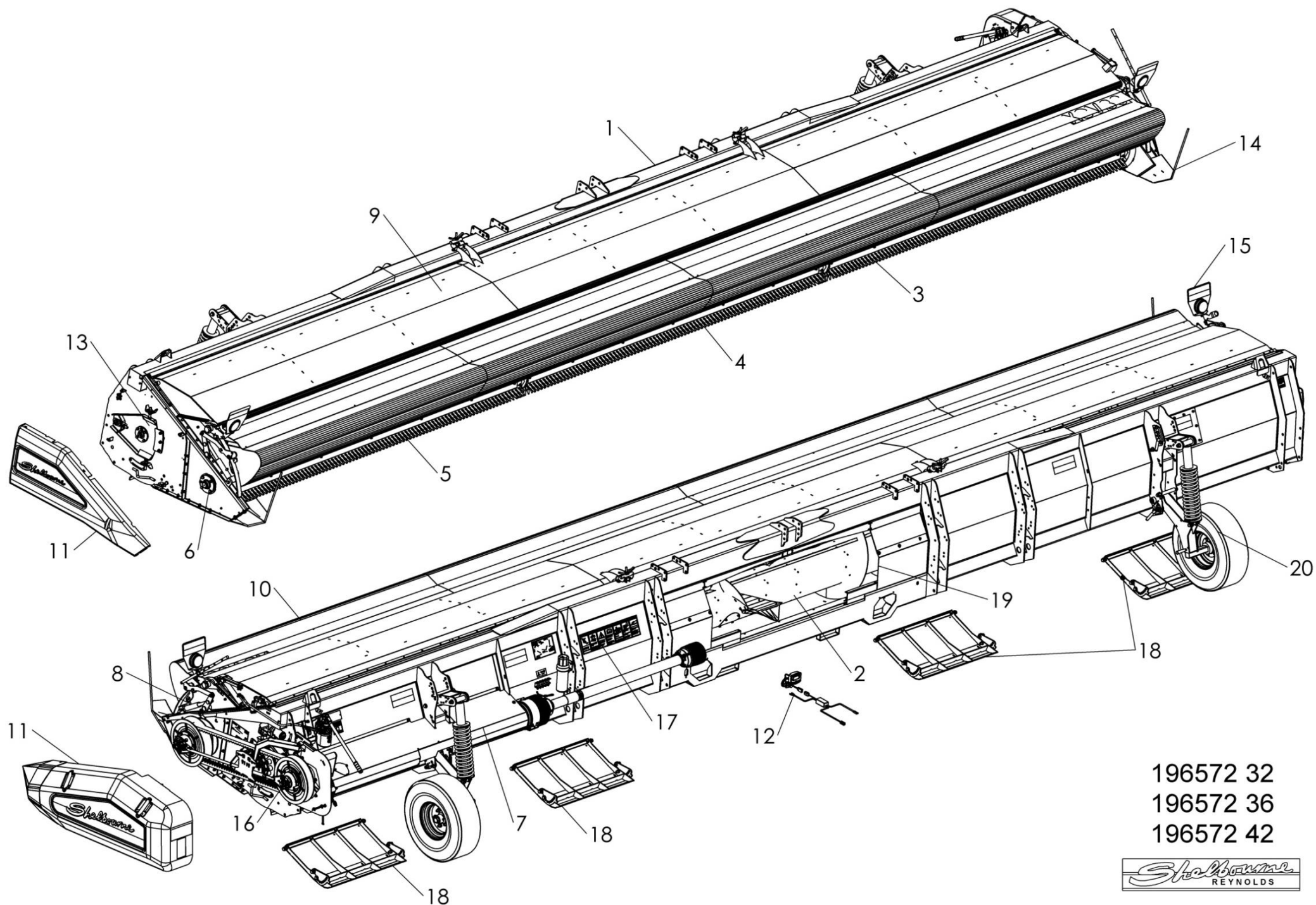
## Adaptor Plates 116

KIT-19002	John Deere Adaptor Plate	117
KIT-19003	Claas Lexion Adaptor Plate	119
KIT-19015	CNH Adaptor Plate	121
KIT-19017	Gleaner Fill In Plate Kit	123
KIT-19026	CNH Adaptor Plate Hook And Bracket Assembly	125
KIT-19028	NH Bottom Beam Locking Kit	127
KIT-19046	AGCO Adaptor Plate kit	129
KIT-19049	AGCO Ideal Mounting Kit	131
KIT-19070	JD X9 Adaptor Plate	133
KIT-19072	X9 Adaptor Retrofit Parts	135
KIT-19081	Spring Tilt Kit (Narrow) X9	137

## Shelbourne Reynolds Engineering Limited

ASSY NUMBER: 196572 36				ASSY DESCRIPTION: EXCEL 36 SHELBOURNE HEADER			
ITEM	PART NO	DESCRIPTION	QTY	ITEM	PART NO	DESCRIPTION	QTY
1	196291 36	FRAME & PARTS SUB ASSY	1	OR	196329 01	HTD DRIVE ASSY (XCS) 2021 & ON	1
2	196285 36	AUGER ASSY (OFFSET)	1	OR	196327 01	HTD DRIVE ASSY (XCS) UPTO 2021	1
OR	196278 36	AUGER ASSY (ONE PIECE)	1	17	KIT-01401	SAFETY DECAL KIT (N AMERICA)	1
3	196253 03	STRIPPING ROTOR ASSY 3.6m LH	1	OR	KIT-01402	SAFETY DECAL KIT (REST OF WORLD)	1
4	196255 03	STRIPPING ROTOR ASSY 3.6m CTR	1	18	KIT-19006	SKID KIT	1
5	196254 03	STRIPPING ROTOR ASSY 3.6m RH	1	19	KIT-19013	TILTING ADAPTOR PLATE KIT	1
6	196258 01	ROTOR MOUNTING SUB	1	20	KIT-19039	GAUGE WHEEL KIT	1
7	196274 36	REAR DRIVE SHAFT SUB	1				
8	196193 36	HYDRAULICS SUB ASSY	1				
9	196257 36	HOOD SUB ASSY	1				
10	196256 36	CROP DEFLECTOR SUB	1				
11	196284 01	EMBLEM & GUARD SUB	1				
12	RDS-0007	HEADER MONITOR LOOM KIT	1				
13	RDS-0002	COMBINE MONITOR KIT (XCV)	1				
OR	RDS-0003	COMBINE MONITOR KIT (XCS)	1				
14	196289 01	DIVIDER SUB	1				
15	196143 42	HEADER LIGHTS SUB (USA ONLY)	1				
16	196341 01	VS DRIVE ASSY (XCV) 2023 & ON	1				
OR	196262 01	VS DRIVE ASSY (XCV) UPTO 2023	1				

# Shelbourne Reynolds Engineering Limited



196572 32  
196572 36  
196572 42

*Shelbourne*  
REYNOLDS

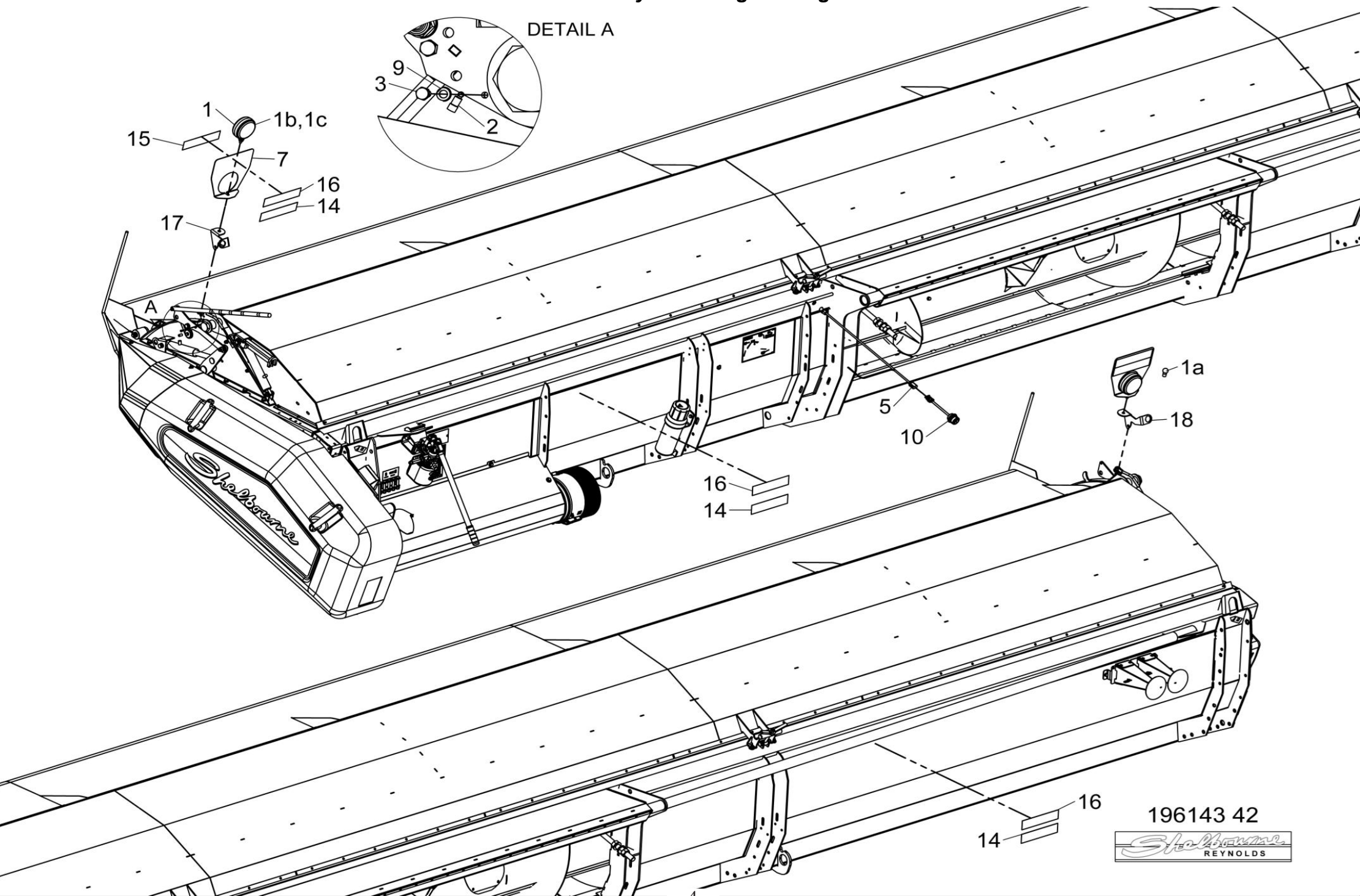
## Shelbourne Reynolds Engineering Limited

ASSY NUMBER: 196143 42				ASSY DESCRIPTION: HEADER LIGHTS SUB EXCEL 36-42			
ITEM	PART NO	DESCRIPTION	QTY	ITEM	PART NO	DESCRIPTION	QTY
1	LMP-10505	INDICATOR LAMP	2	12			
1a	BLB-0015	SPARE BULB (2013 & ON)		13			
OR	BLB-0020	SPARE BULB (2012 - 2013)		14	TPE-00300	FLUORESCENT TAPE -RED/ORANGE	0.23m
OR	BLB-0075	SPARE BULB (UP TO 2012		14	TPE-00300	FLUORESCENT TAPE -RED/ORANGE	0.23m
1b	LMP-10009	SPARE LENS (3 SCREWS 2013&ON)		14	TPE-00300	FLUORESCENT TAPE -RED/ORANGE	0.23m
1b	LMP-10006	SPARE LENS (GROTE, 2012-2013)		14	TPE-00300	FLUORESCENT TAPE -RED/ORANGE	0.23m
1b	LMP-10000	SPARE LENS FRONT (UPTO 2012)		14	TPE-00300	FLUORESCENT TAPE -RED/ORANGE	0.23m
1c	LMP-10001	SPARE LENS REAR(PMG UPTO 2012)		14	TPE-00300	FLUORESCENT TAPE -RED/ORANGE	0.23m
2	ETM-00440	LOOP TERMINAL	2	15	TPE-00250	REFLECTIVE TAPE - YELLOW	0.23m
3	HSS-0055	SETSCREW	3	15	TPE-00250	REFLECTIVE TAPE - YELLOW	0.23m
OR	SCW-5180	SELF TAP SCREW	3	16	TPE-00251	REFLECTIVE TAPE - RED	0.23m
4	ETM-00560	MALE BULLET TERMINAL	2	16	TPE-00251	REFLECTIVE TAPE - RED	0.23m
5	198524 01	WIRE LOOM & PLUG ASSY	1	16	TPE-00251	REFLECTIVE TAPE - RED	0.23m
6				16	TPE-00251	REFLECTIVE TAPE - RED	0.23m
7	290739 01	INDICATOR GUARD (2019 & ON)	2	16	TPE-00251	REFLECTIVE TAPE - RED	0.23m
OR	193567 01	INDICATOR GUARD (UP TO 2019)	2	16	TPE-00251	REFLECTIVE TAPE - RED	0.23m
8				17	198958 01	LH LIGHT MOUNTING BRACKET	1
9	WSH-0006	PLAIN WASHER	3	18	198958 02	RH LIGHT MOUNTING BRACKET	1
10	193516 01	LIGHT PLUG (JD PRE 50 SERIES)	1				
OR	195207 01	LIGHT PLUG (JD 50 SERIES)	1				
OR	SEE KIT-01727	LIGHT PLUG (JD 60,70,S600 &	1				
	OR KIT-01733	S700 SERIES)					
	OR KIT-01747		1				
OR	197040 01	LIGHT PLUG (CASE IH & NH)	1				
a	ECN-09060	SPARE LOCK WASHER					
b	ECN-09050	SPARE PANEL NUT					
OR	198732 01	LIGHT PLUG (NH TR)	1				
OR	SEE KIT-01731	LIGHT PLUG (AGCO MULTI)	1				
	OR KIT-01736						
	OR KIT-01741						
OR	SEE KIT-01735	LIGHT PLUG (AGCO IDEAL MULTI)	1				
	OR KIT-01740		1				
OR	SEE KIT-01732	LIGHT LOOM (CLAAS MULTI)					
OR	291911 01	LONG LIGHT CABLE (11m)	1				
OR	292994 01	JD X9 LIGHT LOOM (PRE2024 X9)	1				
OR	KIT-01494	JD X9 LIGHT LOOM (2024 &ON X9				KIT-01494 = 293999 01 & 294281 01	
OR	KIT-01495	JD S7 LIGHT LOOM	1			KIT-01495 = 293595 01 & 294281 01	



**Shelbourne Reynolds Engineering Limited**

DETAIL A



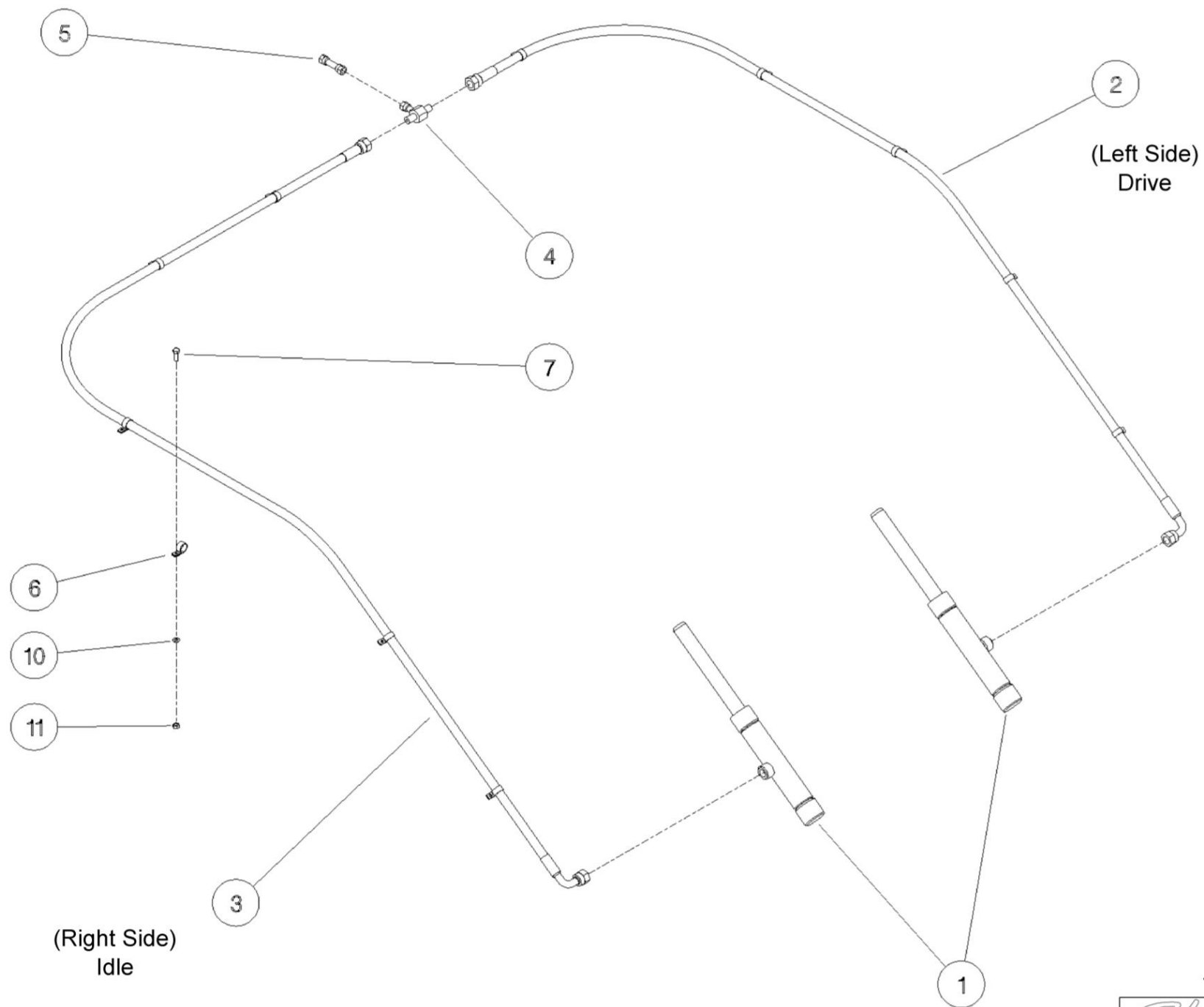
196143 42



**Shelbourne Reynolds Engineering Limited**

ASSY NUMBER: 196193 36				ASSY DESCRIPTION: HYDRAULIC CIRCUIT SUB EXCEL 36			
ITEM	PART NO	DESCRIPTION	QTY	ITEM	PART NO	DESCRIPTION	QTY
1	195075 01	HYDRAULIC RAM	2				
1a	RMSK00030	SEAL KIT (SPARES)					
2	HHBC53610	HYD HOSE ASSY LH	1				
3	HHBC83710	HYD HOSE ASSY RH	1				
4	HPPD07100	HYD TEE FITTING	1				
5	FIT-0213	HYD BULKHEAD FITTING	1				
6	CLP-01012	P CLIP	5				
7	SCW-4960	BUTTON SKT.HD SCREW	4				
8							
9							
10	WSH-0009	PLAIN WASHER	4				
11	NUT-0260	NYLOC NUT	4				



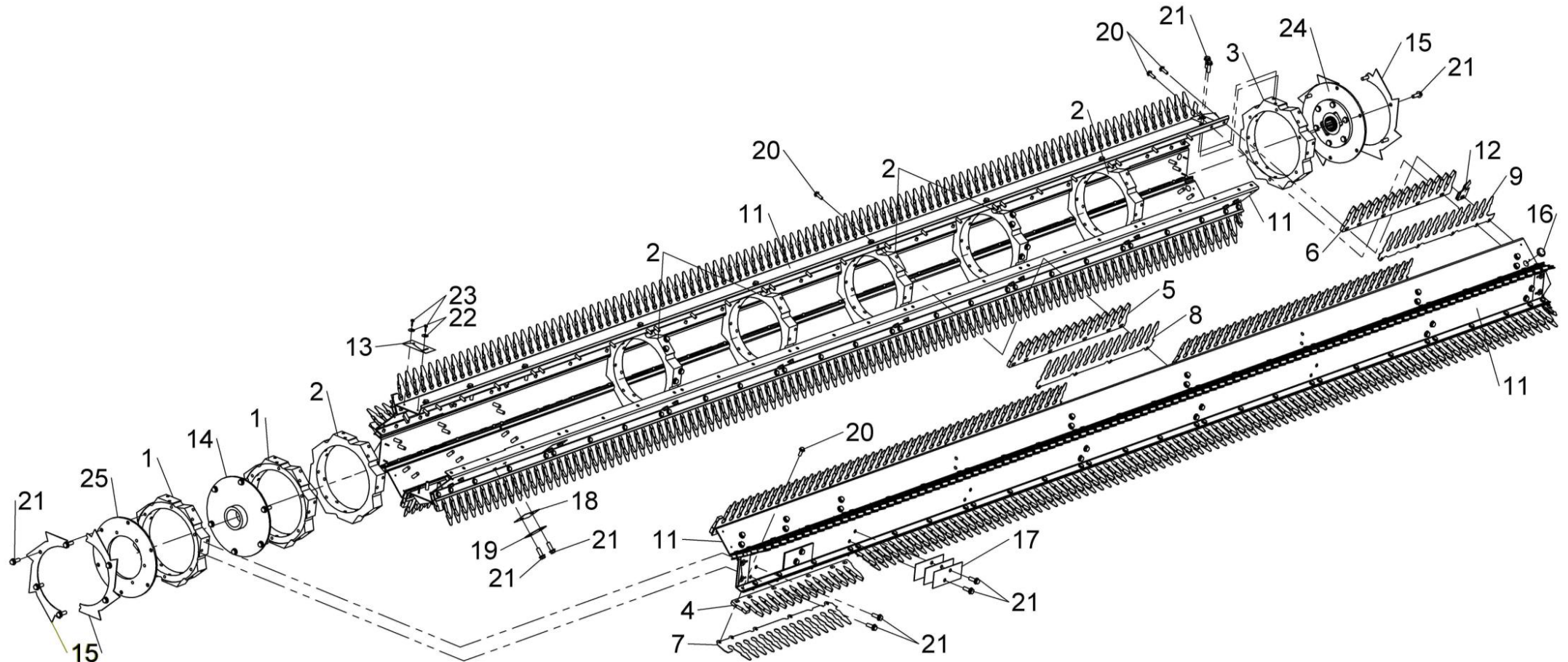


196193

*Shelbourne*  
REYNOLDS

## Shelbourne Reynolds Engineering Limited

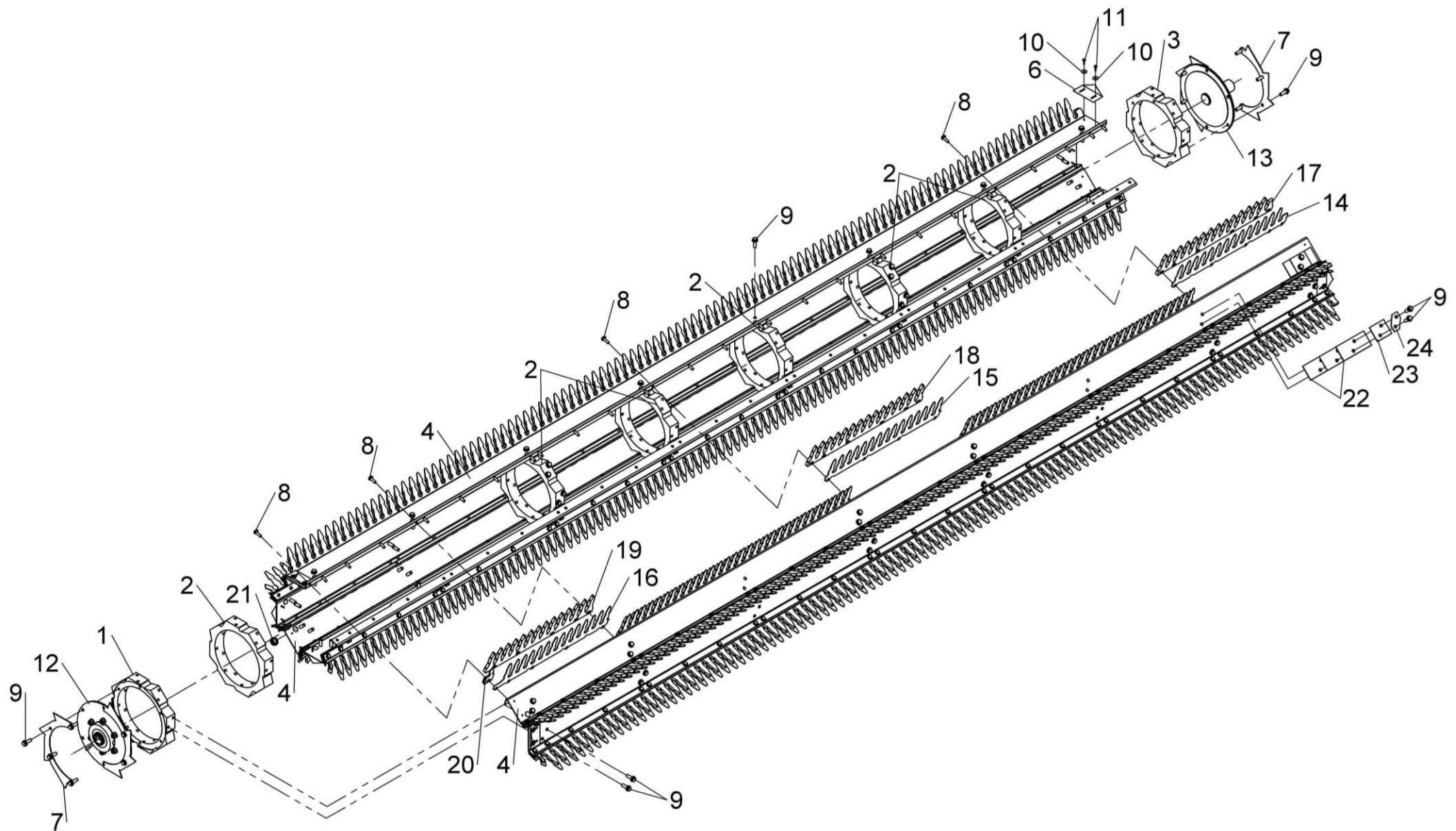
ASSY NUMBER: 196253 03 & 196253 03R				ASSY DESCRIPTION: 3.6m DRIVE END ROTOR ASSY & RICE VARIANT			
ITEM	PART NO	DESCRIPTION	QTY	ITEM	PART NO	DESCRIPTION	QTY
1	192892 01	OUTER HUB CASTING LH	2				
2	192892 03	INNER HUB CASTING	5				
3	192892 02	OUTER HUB CASTING RH	1				
4	193558 02	SUPPORT FINGER END HOLE	8				
OR	193558 01	FOR SPARES, CUT AND MODIFY STD SUPPORT FINGER	8				
5	193558 01	SUPPORT FINGER STD	32				
6	193558 03	SUPPORT FINGER CTR END	8				
OR	193558 01	FOR SPARES, CUT AND MODIFY STD SUPPORT FINGER	8				
7	197719 01	SEED SAVER FINGER LH END	8				
OR	291011 02	S.S. FINGER RH END LONG TIP	8				
8	197717 01	SEED SAVER FINGER CTR	32				
OR	291009 01	S.S. FINGER CTR LONG TIP	32		NOTE	1 x ITEM 11 TO HAVE HOLE KNOCKED OUT FOR GREASER	
9	197718 02	SEED SAVER FINGER LH CTR	8				
OR	291010 01	S.S. FINGER LH END LONG TIP	8		NOTE	197719 01 & 197718 02 ARE CORRECT PARTS WHEN FINGERS SET WITH FLANGES UP, i.e.,  AGGRESSIVE.	
10							
11	199019 01	ROTOR PANEL 3.6m	8				
OR	199019 04	SPARES COMMON 3.6m ROTOR PANEL					
12	194109 01	CENTRE FINGER LH	8				
OR	292310 01	RICE CENTRE FINGER LH	8				
13	192679 01	ANTI WRAP PLATE (HALF SET)	8				
OR	192679 01	ANTI WRAP PLATE (FULL SET)	11				
14	197114 01	ROTOR DRIVE DISC W/A	1				
15	192959 01	OUTER CLAMP RING	4				
16	BPG-00200	PLASTIC BODY PLUG	1				
17	193118 01	BALANCE WEIGHT (100g)	A/R				
18	193118 02	BALANCE WEIGHT (50g)	A/R				
19	193382 01	BALANCE WEIGHT (25g)	A/R				
20	HSSF08174	TENSILOCK SETSCREW	208				
21	HSSG10204	TENSILOCK SETSCREW	146				
22	WSH-1034	PENNY WASHER	16/22				
23	SCW-5180	HEX HD SELF TAP SCREW	16/22				
24	KIT-00976	BALL JOINT CTR COUPLING ASSY <b>SEE KIT-00976 PAGE FOR PARTS BREAKDOWN</b>	1				
25	197111 01	ROTOR DRIVE DISC (2013 & ON)	1				
						WHEN FLANGES ARE DOWN, i.e., NON-AGGRESSIVE, USE 197719 02 & 198718 01.  291011 02 & 291010 01 ARE CORRECT PARTS WHEN FINGERS SET WITH FLANGES DOWN, i.e., NON-AGGRESSIVE, FOR RICE. THESE FINGERS CAN NOT BE SET AGGRESSIVELY	



196253 04  
196253 03  
196253 02

## Shelbourne Reynolds Engineering Limited

ASSY NUMBER: 196254 03 & 196254 03R				ASSY DESCRIPTION: 3.6m IDLE END ROTOR ASSY & RICE VARIANT			
ITEM	PART NO	DESCRIPTION	QTY	ITEM	PART NO	DESCRIPTION	QTY
1	192892 01	OUTER HUB CASTING LH	1				
2	192892 03	INNER HUB CASTING	5				
3	192892 02	OUTER HUB CASTING RH	1				
4	199019 02	ROTOR PANEL 3.6m	8				
OR	199019 04	SPARES COMMON 3.6m ROTOR PANEL			NOTE	1 x ITEM 4 TO HAVE HOLE KNOCKED OUT FOR GREASER	
5							
6	192679 01	ANTI WRAP PLATE (HALF SET)	8				
OR	192679 01	ANTI WRAP PLATE (FULL SET)	11				
7	192959 01	OUTER CLAMP RING	4				
8	HSSF08174	TENSILOCK SETSCREW	208				
9	HSSG10204	TENSILOCK SETSCREW	124				
10	WSH-1034	PENNY WASHER	16/22				
11	SCW-5180	HEX HD SELF TAP SCREW	16/22		NOTE	197719 02 & 197718 01 ARE CORRECT PARTS WHEN FINGERS SET WITH FLANGES UP, i.e.,	
12	KIT-00976A	BALL JOINT CTR COUPLING ASSY FOR SPARES SUPPLY KIT-00976 <b>SEE KIT-00976A</b> <b>FOR PARTS BREAKDOWN</b>	1			AGGRESSIVE.	
13	192899 01	IDLE SHAFT W/A	1				
14	197719 02	SEED SAVER FINGER RH END	8				
OR	291011 01	S.S. FINGER LH END LONG TIP	8				
15	197717 01	SEED SAVER FINGER CTR	32				
OR	291009 01	S.S. FINGER CTR LONG TIP	32			WHEN FLANGES ARE DOWN, i.e., NON-AGGRESSIVE, USE 197719 01 & 198718 02.	
16	197718 01	SEED SAVER FINGER RH CTR	8				
OR	291010 02	S.S. FINGER LH CTR LONG TIP	8				
17	193558 02	SUPPORT FINGER END HOLE	8				
OR	193558 01	FOR SPARES, CUT AND MODIFY STD SUPPORT FINGER	8			291011 01 & 291010 02 ARE CORRECT PARTS WHEN FINGERS SET WITH FLANGES DOWN, i.e., NON-AGGRESSIVE, FOR RICE. THESE FINGERS CAN NOT BE SET AGGRESSIVELY	
18	193558 01	SUPPORT FINGER STD	32				
19	193558 03	SUPPORT FINGER CTR END	8				
OR	193558 01	FOR SPARES, CUT AND MODIFY STD SUPPORT FINGER	8				
20	194109 02	CENTRE FINGER RH	8				
OR	292310 02	RICE CENTRE FINGER RH	8				
21	BPG-00200	PLASTIC BODY PLUG	1				
22	193118 01	BALANCE WEIGHT (100g)	A/R				
23	193118 02	BALANCE WEIGHT (50g)	A/R				
24	193382 01	BALANCE WEIGHT (25g)	A/R				



196254 04  
196254 03  
196254 02



## Shelbourne Reynolds Engineering Limited

ASSY NUMBER: 196255 03 & 196255 03R				ASSY DESCRIPTION: 3.6m CENTRE ROTOR ASSY & RICE VARIANT			
ITEM	PART NO	DESCRIPTION	QTY	ITEM	PART NO	DESCRIPTION	QTY
1	192892 01	OUTER HUB CASTING LH	1				
2	192892 03	INNER HUB CASTING	5				
3	192892 02	OUTER HUB CASTING RH	1				
4	199019 02	ROTOR PANEL 3.6m	8				
OR	199019 04	SPARES COMMON 3.6m ROTOR PANEL					
5	192679 01	ANTI WRAP PLATE (HALF SET)	8				
OR	192679 01	ANTI WRAP PLATE (FULL SET)	16				
6	192959 01	OUTER CLAMP RING	4				
7	HSSF08174	HEX. HEAD BOLT	208				
8	HSSG10204	HEX. HEAD SET SCREW	124				
9	WSH-1034	PENNY WASHER	16/32				
10	SCW-5180	HEX HD SELF TAP SCREW	16/32				
11	194109 02	RH CENTRE FINGER W/A	8				
OR	292310 02	RICE CENTRE FINGER RH	8				
12	193103 01	CENTRE DRIVE SHAFT W/A	2				
13	197718 01	SEED SAVER FINGER RH CENTRE	8				
OR	291010 02	S.S FINGER LH CTR LONG TIP	8				
14	193558 03	SUPPORT FINGER	16				
OR	193558 01	FOR SPARES, CUT AND MODIFY STD	16				
		SUPPORT FINGER					
15	193558 01	SUPPORT FINGER	32				
16	197717 01	CENTRE SEED SAVER FINGER	32				
OR	291009 01	S.S. FINGER CTR LONG TIP	32				
17	197718 02	SEED SAVER FINGER LH CENTRE	8				
OR	291010 01	S.S. FINGER RH CTR LONG TIP	8				
18	194109 01	LH CENTRE FINGER W/A	8				
OR	292310 01	RICE CTR FINGER LH	8				
19	193118 01	BALANCE WEIGHT (100g)	A/R				
20	193118 02	BALANCE WEIGHT (50g)	A/R				
21	193382 01	BALANCE WEIGHT (25g)	A/R				

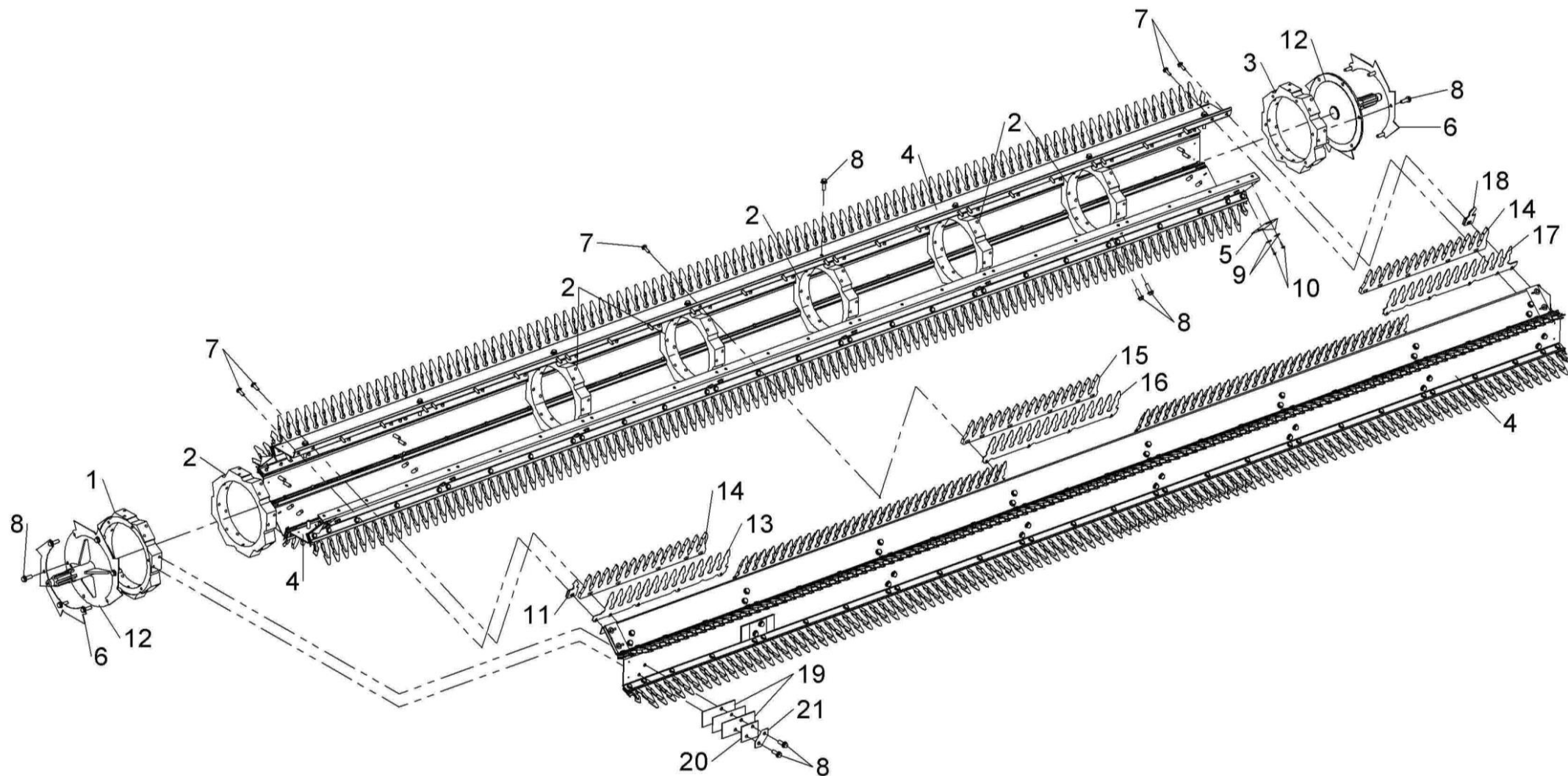
NOTE

197718 01 AND 197718 02  
ARE CORRECT PARTS  
WHEN FINGERS ARE SET WITH  
FLANGES UP, i.e.,  
  
AGGRESSIVE.

WHEN FLANGES ARE DOWN, i.e.,  
NON-AGGRESSIVE, USE 197718 02  
AND 198718 01.

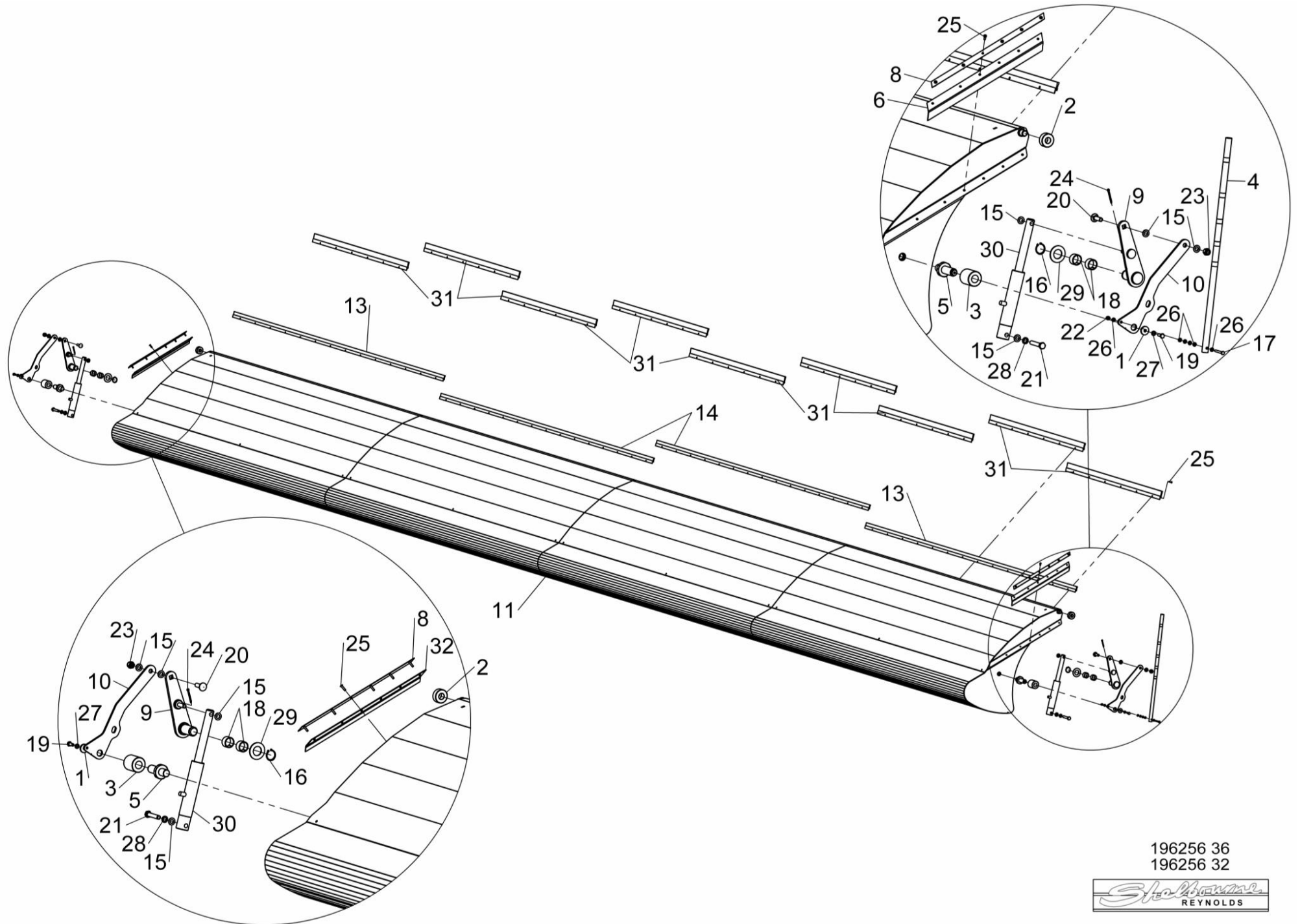
291010 01 AND 291010 02  
ARE CORECT PARTS  
WHEN FINGERS SET WITH FLANGES  
DOWN, i.e.,  
NON-AGGRESSIVE, FOR RICE.  
THESE FINGERS CAN NOT BE SET  
AGGRESSIVELY





**Shelbourne Reynolds Engineering Limited**

ASSY NUMBER: 196256 36				ASSY DESCRIPTION: EXCEL 36 CROP DEFLECTOR SUB ASSY			
ITEM	PART NO	DESCRIPTION	QTY	ITEM	PART NO	DESCRIPTION	QTY
1	190119 08	WASHER	2	30	195075 01	HYDRAULIC RAM	2
2	191642 01	NYLON ROLLER	2	30a	RMSK00030	RAM SEAL KIT	
3	192688 01	NYLON ROLLER	2	31	290871 01	BRUSH (1193mm) (2019 & ON)	9
4	192494 01	INDICATOR ROD	1	32	292110 02	SIDE SEAL RH (SMOOTH SIDE UP)	1
5	195379 01	SPINDLE	2				
6	292110 01	SIDE SEAL LH (SMOOTH SIDE UP)	1				
7							
8	195433 01	CLAMP STRIP	2				
9	290129 01	LEVER ARM (2017 & ON)	2				
OR	198479 01	LEVER ARM (UPTO 2017)	2				
10	290102 01	LINK ARM (2017 & ON)	2				
OR	198480 01	LINK ARM (UPTO 2017)	2				
11	292640 01	36'CROP DEFLECT. W/A (XCV/XCS)	1				
OR	196256 36A	SPARES XCV36 CROP DEF. ASSY, INC ITEMS 6,8,11,25 & 31					
11	292640 02	36'CROP DEFLECT. W/A (XRS)	1				
OR	196256 36B	SPARES XRS36 CROP DEF. ASSY, INC ITEMS 6,8,11,25 & 31					
12							
13	199191 01	BRUSH (2672mm) (UPTO 2019)	2				
OR	BRS-10000	BRUSH (3m) CUT & DRILL TO FIT					
14	199192 01	BRUSH (2700mm) (UPTO 2019)	2				
OR	BRS-10000	BRUSH (3m) CUT & DRILL TO FIT					
15	WSH-0018	PLAIN WASHER	10				
16	CIR-1150	EXTERNAL CIRCLIP	2				
17	HSSA06290	SETSCREW	1				
18	BSHK03047	BUSH	4				
19	HSS-0140	SETSCREW	2				
20	BLT-3800	COACH BOLT (2018 & ON)	2				
OR	HSS-0250	SETSCREW (UPTO 2018)	2				
21	BLTA12410	BOLT	2				
22	NUT-0260	NYLOC NUT	1				
23	NUT-0269	NYLOC NUT	2				
24	PIN-1150	SPLIT PIN	2				
25	POP-0006	POP RIVET	70				
26	WSH-0009	PLAIN WASHER	6				
27	WSH-0058	SPRING WASHER	2				
28	WSH-0065	SPRING WASHER	2				
29	WSH-1547	PLAIN WASHER	2				



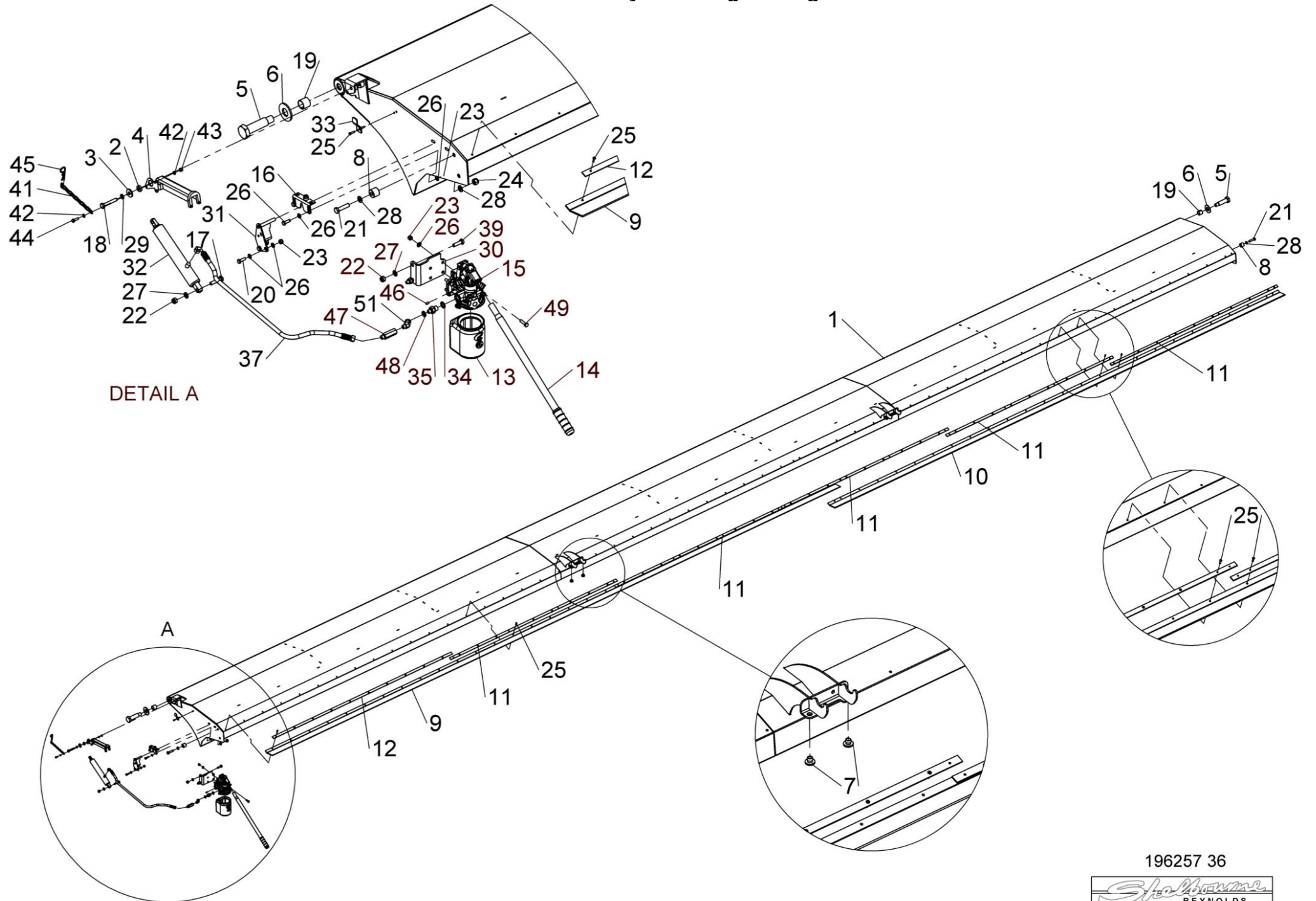
196256 36  
196256 32

*Shelbourne*  
REYNOLDS

## Shelbourne Reynolds Engineering Limited

ASSY NUMBER: 196257 36				ASSY DESCRIPTION: EXCEL 36 HOOD SUB ASSY			
ITEM	PART NO	DESCRIPTION	QTY	ITEM	PART NO	DESCRIPTION	QTY
1	199880 01	36' HOOD W/A (XCV/XCS)	1	29	WSH-0061	SPRING WASHER	1
OR	199880 01K	SPARES HOOD ASSY, INC ITEMS 1, 7,8,9,10,11,12,21,24,25,28 & 33		30	199829 01	HAND PUMP BRACKET (2015 & ON)	1
1	199880 02	36' HOOD W/A (XRS)	1	OR	198595 01	HAND PUMP BRACKET (UP TO 2015)	1
OR	199880 02K	SPARES HOOD ASSY, INC ITEMS 1, 7,8,9,10,11,12,21,24,25,28 & 33		31	198608 01	SLAM LATCH BRKT W/A (UPTO 2017)	1
2	190119 79	WASHER	1	32	197601 01	HYDRAULIC CYLINDER	1
3	190119 75	WASHER	1	32a	RMSK00030	RAM SEAL KIT	
4	198311 01	RAM STOP W/A	1	33	290373 01	HOOK (2017 & ON)	1
5	192812 01	HOOD PIVOT PIN	2	34	WSH-1010	DOWTY WASHER	1
6	192813 01	LARGE WASHER	2				
7	197810 01	BUMP STOP	4	35	FIT-0025	M/M ADAPTOR(2015&ON)	1
8	198604 01	NYLON BUSH	2	OR	HAPAA0305	RESTRICTOR FIT M/M(UP TO 2015)	1
9	199109 01	REAR RUBBER SEAL (LONG LH)	1	36	HALAA0303	ELBOW (M/F) (UP TO 2015)	1
10	199060 01	REAR RUBBER SEAL (SHORT RH)	1	37	HHBC08805	HYD HOSE ASSY (2018 & ON)	1
11	198539 01	CLAMP STRIP (1780mm)	5	OR	HHBC09605	HYD HOSE ASSY (UPTO 2018)	1
12	199061 01	CLAMP STRIP (1912mm)	1	38			
13	JAC-00222	PLASTIC HYD TANK (2015 & ON)	1	39	HSS-0198	SETSCREW	2
OR	JAC-00221	HYD RESEVOIR TANK (UP TO 2015)	1	40			
14	JAC-00230	HYD PUMP HANDLE	1	41	CHN-0145	CHAIN (UP TO 2018)	0.17m
15	JAC-00228	HYD HAND PUMP (X**36234665 & ON)		42	WSH-0009	PLAIN WASHER (UP TO 2018)	2
OR	JAC-00227	HYD HAND PUMP (2015-X**36234650)	1	43	NUT-0260	NYLOC NUT (UP TO 2018)	1
OR	JAC-00226	HYD HAND PUMP (UP TO 2015)	1	44	HSS-0086	SETSCREW (UP TO 2018)	1
15a	FITE00107	FILLER CAP		45	CLP-00103	R CLIP (UP TO 2018)	1
15b	HPS-01520	SEAL KIT FOR JAC-00228 & JAC-00227		46	SCW-4530	GRUB SCREW	1
15b	HPS-01510	SEAL KIT FOR JAC-00227		47	HVB-93000	FLOW RESTRICTOR (2015 & ON)	1
15b	HPS-01500	SEAL KIT FOR JAC-00226		48	WSH-1005	DOWTY WASHER (1/4") (2015 & ON)	1
16	LTC-00040	SLAM LATCH (UPTO 2017)	1	49	HSS-0150	BOLT (2015 & ON)	4
17	BLTA10290	HEX HEAD BOLT	1	51	HASAA0303	ELBOW (45°) (2018 & ON)	1
18	BLTA10350	HEX HEAD BOLT	1				
19	BSHK03056	BUSH	2				
20	HSS-0145	SETSCREW (UPTO 2017)	5				
21	HSS-0260	SETSCREW	2				
22	NUT-0265	NYLOC NUT	3				
23	NUT-0263	NYLOC NUT	9				
24	NUT-0269	NYLOC NUT	2				
25	POP-0006	POP RIVET	59				
26	WSH-0012	PLAIN WASHER	14				
27	WSH-0015	PLAIN WASHER	3				
28	WSH-0018	PLAIN WASHER	4				





196257 36

## Shelbourne Reynolds Engineering Limited

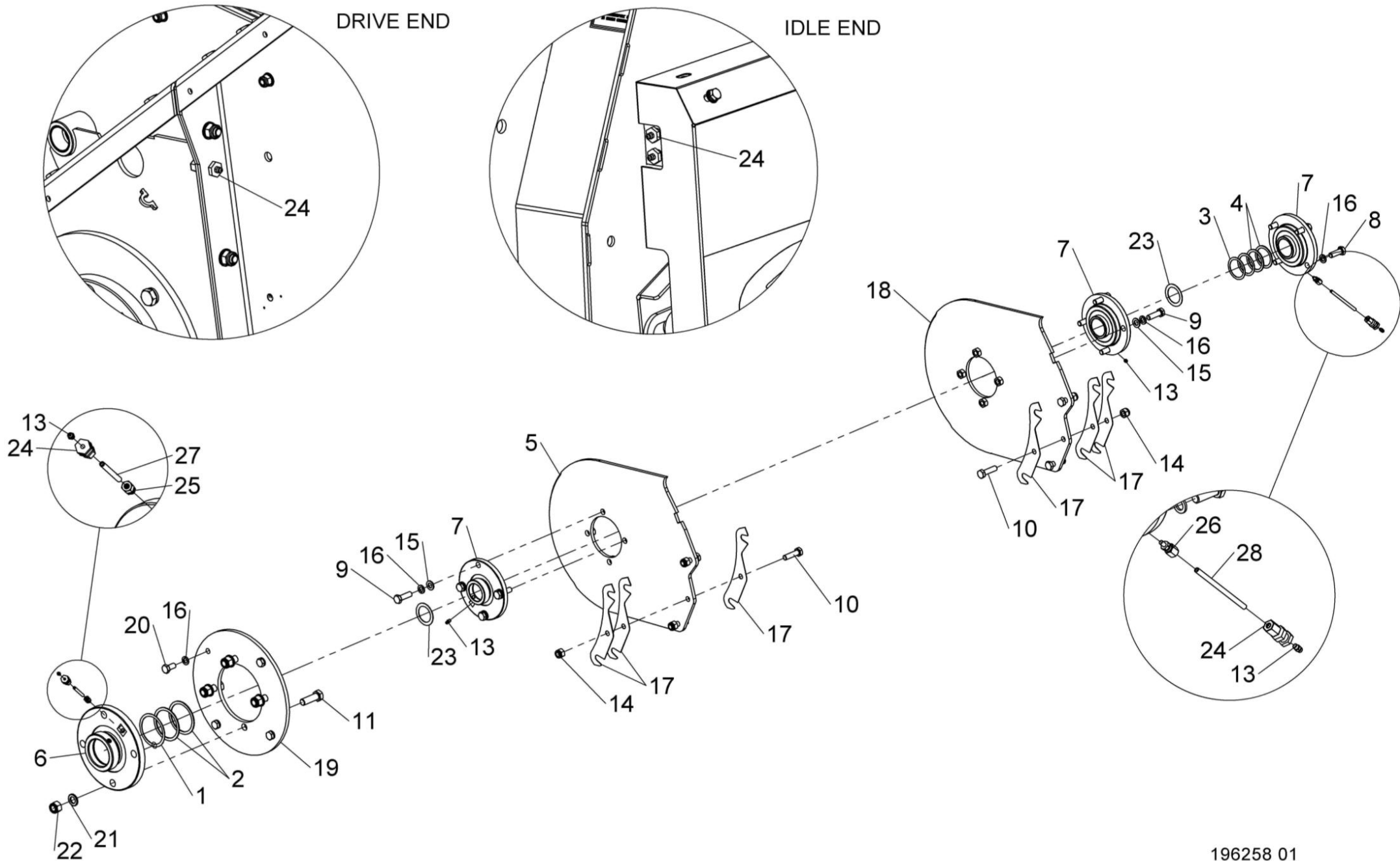
ASSY NUMBER: 196258 01				ASSY DESCRIPTION: ROTOR MTG SUB			
ITEM	PART NO	DESCRIPTION	QTY	ITEM	PART NO	DESCRIPTION	QTY
1	190548 73	SHIM (1mm)	1				
2	190548 74	SHIM (2mm)	2				
3	192876 01	SHIM (1mm)	2				
4	192876 02	SHIM (2mm)	2				
5	199181 01	LH BEARING MTG PLT XCV/XCS	1				
OR	291811 01	LH BEARING MTG PLT XRS	1				
OR	291708 01	LH BEARING MTG PLT KNOCKOUT	1				
6	BRG-27040	BEARING	1				
7	BRG-3275	BEARING	3				
8	HSS-0241	SETSCREW	4				
9	HSS-0250	SETSCREW	8				
10	BLTA12290	HEX HD BOLT	6				
11	HSS-0318	SETSCREW (2013 & ON)	4				
OR	HSS-0316	SETSCREW (UPTO 2013)	4				
12							
13	NIP-00600	GREASE NIPPLE	4				
14	NUTA07120	AERO TIGHT NUT	6				
15	WSH-0018	PLAIN WASHER	8				
16	WSH-0065	SPRING WASHER	16				
17	198951 01	SHIM	6				
18	199181 02	RH BEARING MTG PLT XCV/XCS	1				
OR	291811 02	RH BEARING MTG PLT XRS	1				
OR	291708 02	RH BEARING MTG PLT KNOCKOUT	1				
19	198122 01	BEARING MTG PLATE (2013 & ON)	1				
20	HSS-0235	SETSCREW (2013 & ON)	4				
21	WSH-0070	SPRING WASHER (2021 & ON)	4				
OR	WSH-0024	WASHER (2013-2020)	4				
22	NUT-0271	NYLOC NUT (UPTO 2021)	4				
23	194128 03	SHIM (1mm)	A/R				
24	LUB-00052	BULKHEAD (2017 & ON)	4				
25	LUB-00045	STRAIGHT ADAPT (2017&ON)	1				
OR	NIP-0001	GREASE NIPPLE (UPTO2017)	1				
26	LUB-00046	STRAIGHT ADAPTOR (2017&ON)	3				
27	LUB-00044	GREASE TUBE (2017 & ON)	0.35m				
28	LUB-00044	GREASE TUBE (2017 & ON)	1.25m				
29	LUB-00044	GREASE TUBE (2017 & ON)	0.24m				
30	NIP-00610	GREASE NIPPLE	2				



**Shelbourne Reynolds Engineering Limited**

DRIVE END

IDLE END



196258 01  
196258 02

*Shelbourne*  
REYNOLDS

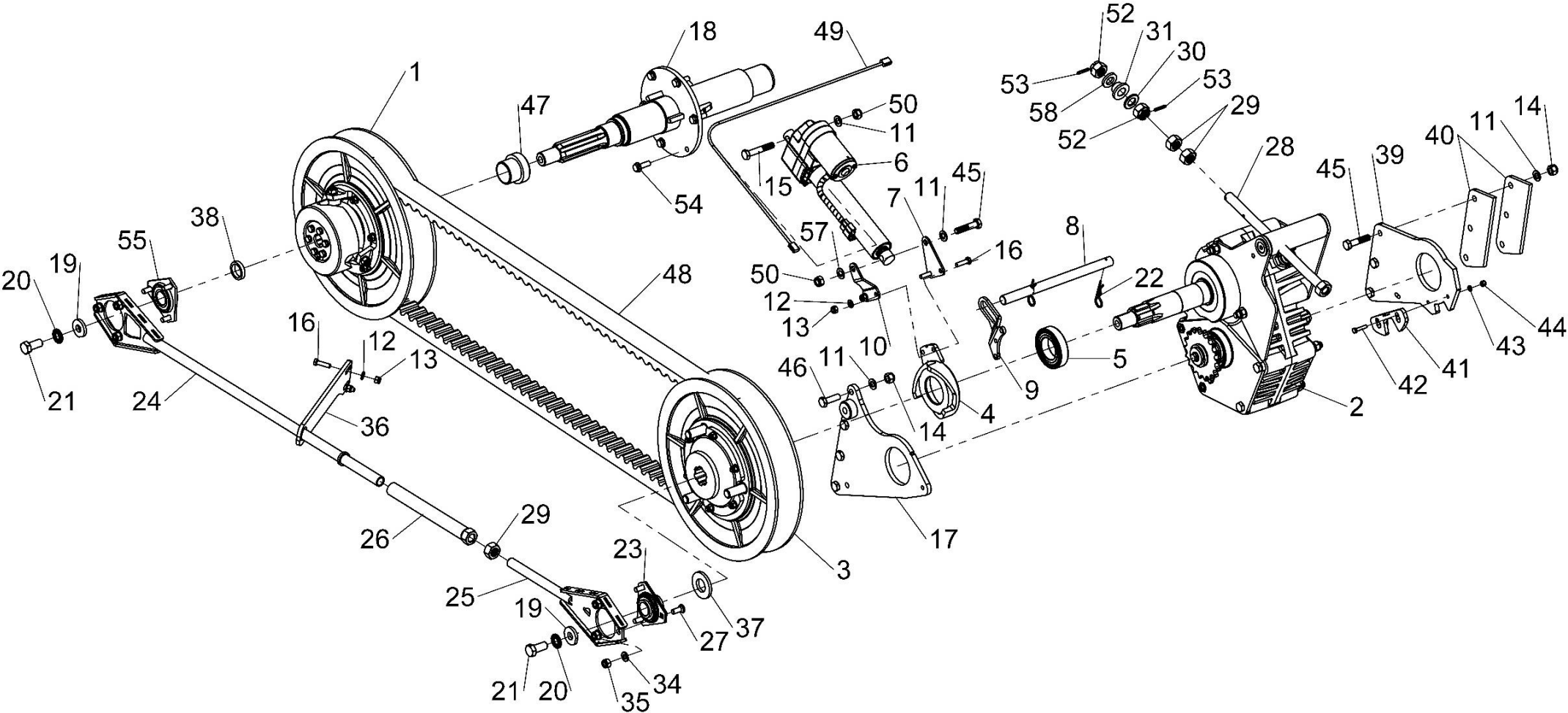


## Shelbourne Reynolds Engineering Limited

ASSY NUMBER: 196262 01				ASSY DESCRIPTION: VS DRIVE SUB			
ITEM	PART NO	DESCRIPTION	QTY	ITEM	PART NO	DESCRIPTION	QTY
1	KIT-01445	ROTOR PULLEY ASSY (2022 & ON) <b>SEE KIT-01445 PAGE FOR PARTS BREAKDOWN</b>		18	291704 01	DRIVE SHAFT (XCV**203234 & ON)	1
OR	KIT-01399	ROTOR PULLEY ASSY (2017-2021) <b>SEE KIT-01399 PAGE FOR PARTS BREAKDOWN</b>		OR	198223 01	DRIVE SHAFT (2013-XCV**203234) SPARES FIT 291704 01 & 198800 03	1
OR	KIT-01385	ROTOR PULLEY ASSY (UPTO 2017) <b>SEE KIT-01385 PAGE FOR PARTS BREAKDOWN</b>	1	OR	198560 01	DRIVE SHAFT W/A (UPTO 2013)	1
2	GEA-0058	INPUT GEARBOX ASSY <b>SEE GEA-0058 PAGE FOR PARTS BREAKDOWN</b>	1	19	198800 48	WASHER	2
OR	GEA-0058CNH	SPARE GEARBOX ASSY 35/34T GEARS		20	WSHA30161	WASHER	2
OR	GEA-0058JD/CIH	SPARE GEARBOX ASSY 37/32T GEARS		21	HSS-0315	SETSCREW	2
OR	GEA-0058LEX	SPARE GEARBOX ASSY 33/36T GEARS		22	CLP-00103	R CLIP	2
3	KIT-01386	REAR PULLEY ASSY <b>SEE KIT-01386 PAGE FOR PARTS BREAKDOWN</b>	1	23	BRG-0240	BEARING (2013 & ON)	1
		FOR SPARES SUPPLY KIT-01463		OR	BRG-0240	BEARING (UPTO 2013)	2
4	197120 01	PULLEY ASSY & ACTUATOR CAM KIT INCLUDES KIT-01454	1	24	198236 01	TIE BAR W/A	1
5	BRG-15050NC3	BEARING FOR SPARES SUPPLY KIT-01454 <b>SEE KIT-01454 PAGE FOR PARTS BREAKDOWN</b>	1	25	198232 01	TIE ROD END W/A	1
6	MOTE11008	ACTUATOR (2015 & ON)	1	26	198235 01	TIE ROD ADJUSTER W/A	1
OR	MOTE11006	ACTUATOR (UPTO 2015)	1	27	BLT-3745	COACHBOLT	6
7	198556 01	ACTUATOR CAM PLT	1	28	198029 04	GEARBOX ADJUSTER ROD	1
8	198558 01	CAM RETAINING BAR	1	29	NUT-0185	PLAIN NUT	3
9	199477 01	CAM MTG BRKT (2013 & ON)	1	30	WSH-0030	PLAIN WASHER	1
OR	198559 01	CAM MTG BRKT (UPTO 2013)	1	31	198028 01	REAR SPRING BOSS	1
10	198557 01	ACTUATOR CAM PLT	1	34	WSH-0015	PLAIN WASHER	6
11	WSH-0018	PLAIN WASHER	8	35	NUT-0265	NYLOC NUT	7
12	WSH-0012	PLAIN WASHER	4	36	290560 01	TIE ROD RETAINER (2018 & ON)	1
13	NUT-0263	NYLOC NUT	4	OR	198237 01	TIE ROD RETAINER (UP TO 2018)	1
14	NUT-0269	NYLOC NUT	6	37	190548 36	WASHER	1
15	BLTA12440	HEX.HEAD BOLT	1	38	198800 03	SPACER 8mm (XCV**203234 & ON)	1
16	HSS-0150	SETSCREW	4	OR	190548 56	SPACER 3mm (UPTO XCV**203234)	1
17	198555 01	GEARBOX MTG BRKT W/A	1	39	199450 01	G BOX MTG BRKT (2013 & ON)	1
				OR	199078 01	G BOX MTG BRKT W/A (UPTO 2013)	1
				40	198548 01	PACKER PLATE	2
				41	198322 01	OIL LEVEL VIEWER	1
				42	HSS-0096	SETSCREW	2
				43	WSH-0009	PLAIN WASHER	2
				44	NUT-0260	NYLOC NUT	2
				45	BLTA12350	HEX.HEAD BOLT	4
				46	HSS-0250	SETSCREW	4
				47	198701 01	BOSS (UPTO 2013)	1
				48	BEL-27360C	VARI SPEED BLET (2020 & ON)	1
				OR	BEL-27357	VARI SPEED BELT (UP TO 2020 (SPARES CAN SUPPLY BEL-27360C)	1
				49	195050 07	LOOM & PLUG ASSY	1
				50	NUT-0270	NYLOC NUT	2

***Shelbourne Reynolds Engineering Limited***

[illegible]



196262 01

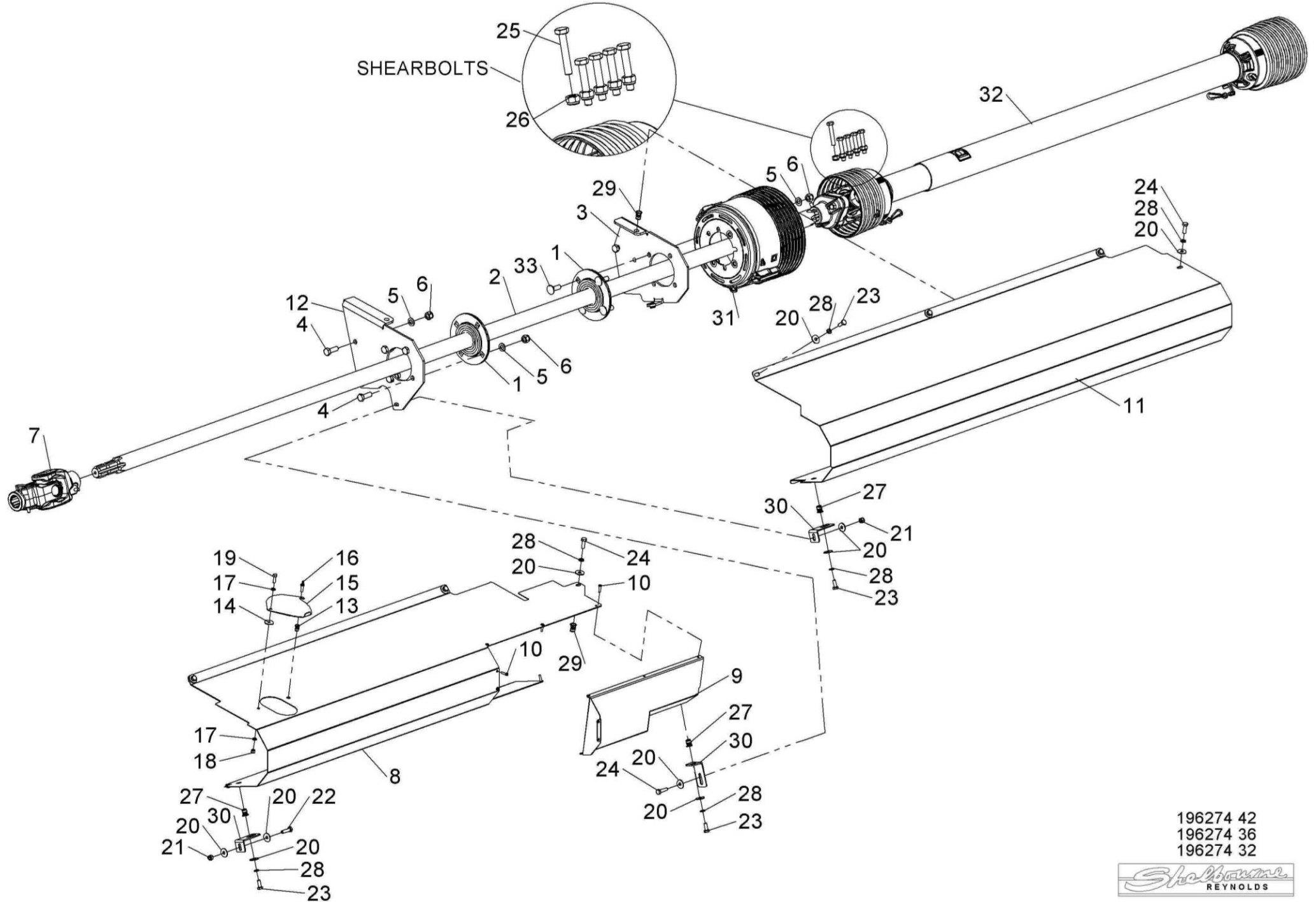


## Shelbourne Reynolds Engineering Limited

ASSY NUMBER: 196274 36				ASSY DESCRIPTION: REAR DRIVE SHAFT SUB ASSY (2013 & ON)			
ITEM	PART NO	DESCRIPTION	QTY	ITEM	PART NO	DESCRIPTION	QTY
1	BRG-24500	BEARING (XCV/XCS)	2				
OR	BRG-24500	BEARING (XRS)	1				
2	192982 17	DRIVE SHAFT (XCV/XCS)	1				
OR	291090 17	DRIVE SHAFT (HARD SPLINE) (XRS)	1				
3	290397 01	SHAFT SUPPORT BRKT (2017 & ON)	1				
OR	199463 01	SHAFT SUPPORT BRKT (UPTO 2017)	1				
4	HSS-0241	SETSCREW	8				
5	WSH-0018	PLAIN WASHER	12				
6	NUT-0269	NYLOC NUT	12				
7	PTO-24000WE	PTO COUPLING	1				
7a	PTO-00083	PTO CROSS BEARING					
7b	KIT-01409	GREASE POINT KIT					
8	199451 01	LH PTO GUARD	1				
9	199323 01	PTO GUARD	1				
10	POP-0006	POP RIVET	7				
11	290398 01	RH PTO GUARD (2017 & ON)	1				
OR	199465 01	RH PTO GUARD (UPTO 2017)	1				
12	199452 01	SHAFT SUPPORT BRACKET	1				
13	NUTA13060	NUTSERT	1				
14	WSH-1036	PENNY WASHER	1				
15	197757 01	COVER	1				
16	SCW-4701	THUMBSCREW	1				
17	WSH-0009	PLAIN WASHER	2				
18	NUT-0260	NYLOC NUT	1				
19	HSS-0086	SETSCREW	1				
20	WSH-1038	PENNY WASHER	14				
21	NUT-0263	NYLOC NUT	2				
22	HSS-0150	SETSCREW	2				
23	HSS-0140	SETSCREW	7				
24	HSS-0145	SETSCREW	3				
25	BLTA10384	SHEAR BOLT	5				
26	NUT-0265	NYLOC NUT	5				
27	NUTA13080	NUTSERT	3				
28	WSH-0058	SPRING WASHER	10				
29	NUTA13087	NUTSERT	3				
30	199603 01	SMALL BRACKET	3				
31	PTO-00975	PTO CONE (2017 & ON)	1				
32	PTO SHAFT	SEE DRIVE KITS - 196549 XXX OR PTO-260** PARTS PAGE					
33	BLTF12233	COACH BOLT	4				



# Shelbourne Reynolds Engineering Limited



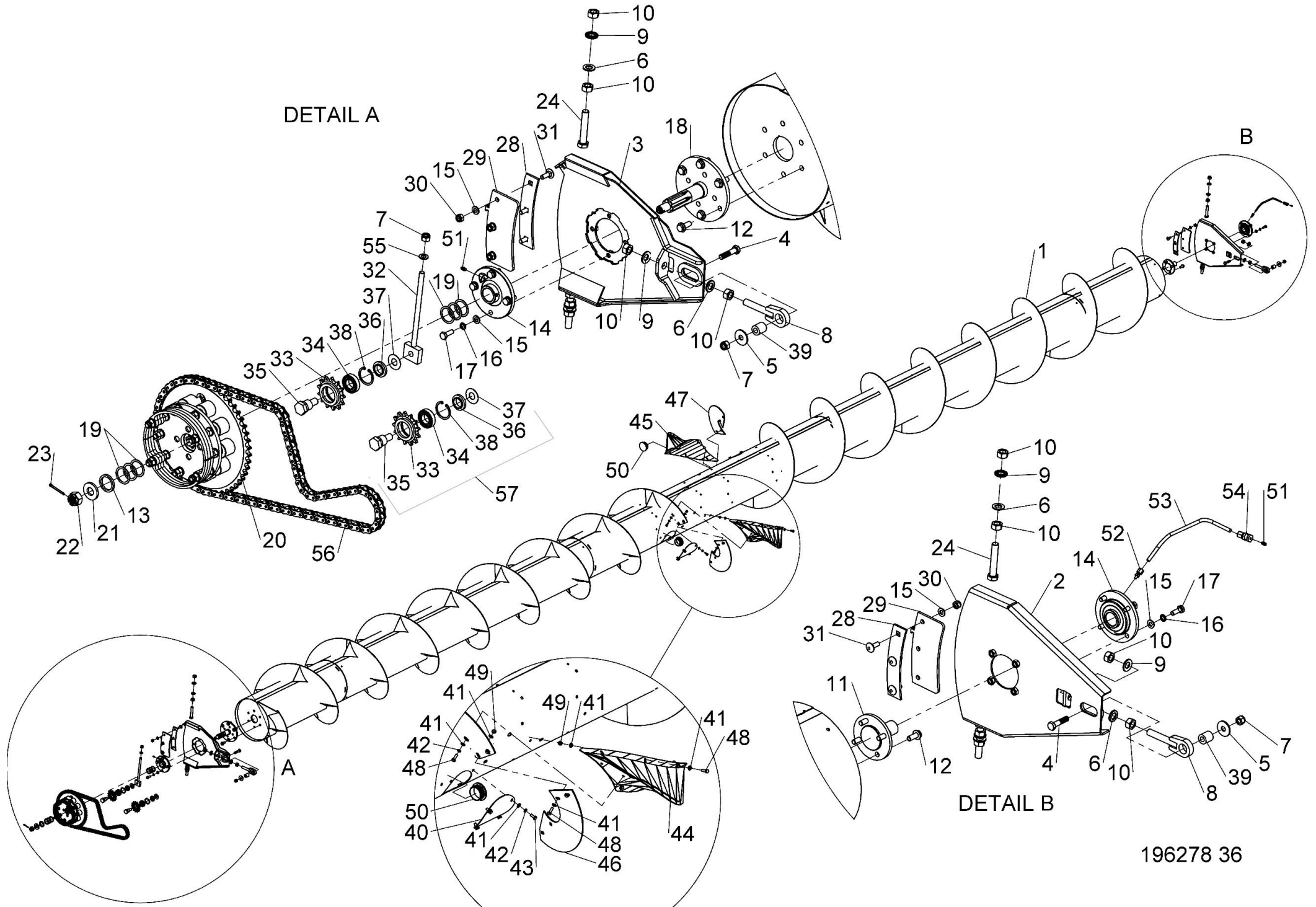
196274 42  
196274 36  
196274 32



## Shelbourne Reynolds Engineering Limited

ASSY NUMBER: 196278 36				ASSY DESCRIPTION: EXCEL 36 ONE PIECE AUGER SUB ASSY			
ITEM	PART NO	DESCRIPTION	QTY	ITEM	PART NO	DESCRIPTION	QTY
1	290002 01	EXCEL 36 AUGER W/A (XCV/XCS)	1	38	CIR-0470	CIRCLIP INT	2
OR	292120 01	EXCEL 36 AUGER (XRS)	1	39	290363 01	SPACER 27mm	2
2	290368 01	AUGER ADJ PLT RH	1	40	290550 01	INSPECTION COVER	2
3	290353 01	AUGER ADJ PLT LH	1	41	WSH-0012	PLAIN WASHER	30
4	BLTA12350	HEX.HEAD BOLT	2	42	WSH-0058	SPRING WASHER	12
5	190119 26	WASHER	2	43	HSS-0140	SETSCREW	12
6	WSH-0024	PLAIN WASHER	6	44	197620 01R	AUGER PADDLE LH	1
7	NUT-0269	NYLOC NUT	3	45	197620 02R	AUGER PADDLE RH	1
8	290360 01	ADJUSTER W/A M16	2	46	199733 01	NARROW FEED FLIGHT EXT LH	A/R
9	WSHA30161	LOCKWASHER	6	47	199733 02	NARROW FEED FLIGHT EXT RH	A/R
10	NUT-0180	PLAIN NUT	12	48	HSS-0145	SETSCREW	14
11	197704 02	IDLER SHAFT	1	49	NUT-0263	NYLOC NUT	14
12	HSSF12204	TENSILOCK SETSCREW	10	50	21709036	TUBE PLUG	2
13	190119 82	WASHER	1	51	NIP-00600	GREASE NIPPLE	2
14	BRG-23560	BEARING	2	52	LUB-00046	STRAIGHT ADAPTOR	1
15	WSH-0015	PLAIN WASHER	14	53	LUB-00044	GREASE PIPE	0.35m
16	WSH-0061	SPRING WASHER	8	54	LUB-00052	BULKHEAD	1
17	HSS-0194	SETSCREW	8	55	WSH-0018	PLAIN WASHER	1
18	195848 01	AUGER DRIVE SHAFT	1	56	CHN-01991	CHAIN (99 LINKS c/w JOINER)	1
19	190119 95	WASHER	6	56a	CHN-01910	CHAIN HALF LINK	
20	KIT-00123	AUGER CLUTCH	1	56b	CHN-01901	JOINING LINK	
		<b>SEE KIT-00123 PAGE</b>		57	KIT-00112	SPARES IDLER SPROCKET ASSY KIT	
		<b>FOR PARTS BREAKDOWN</b>				INC ITEMS 33,34,35,36,37 & 38	
21	190119 47	WASHER	1				
22	NUT-0580	CASTLE NUT	1				
23	PIN-1150	SPLIT PIN	1				
24	HSS-0330	SETSCREW	4				
25							
26							
27							
28	200407 01	SUPPORT PLATE	2				
29	200408 01	OVERLAP PLATE	2				
30	NUT-0265	NYLOC NUT	6				
31	BLT-3750	COACH BOLT	6				
32	290164 01	IDLER ADJUSTER W/A	1				
33	131041 01	JOCKEY SPROCKET 13T.	2				
34	BRG-1995	BEARING	2				
35	190060 11	AUGER IDLE SPINDLE	2				
36	191040 01	SPACER	2				
37	190548 04	WASHER	A/R				

**Shelbourne Reynolds Engineering Limited**

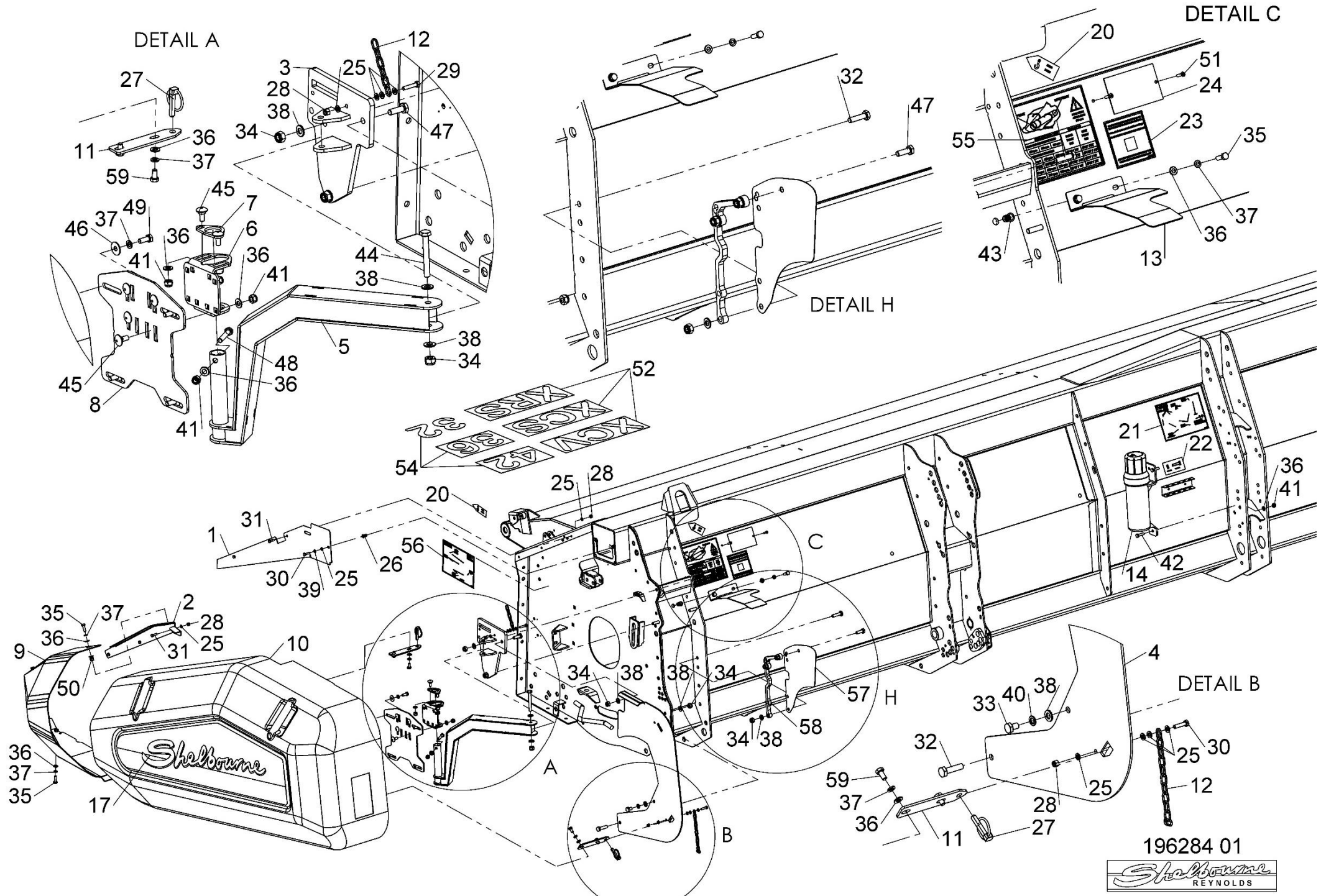




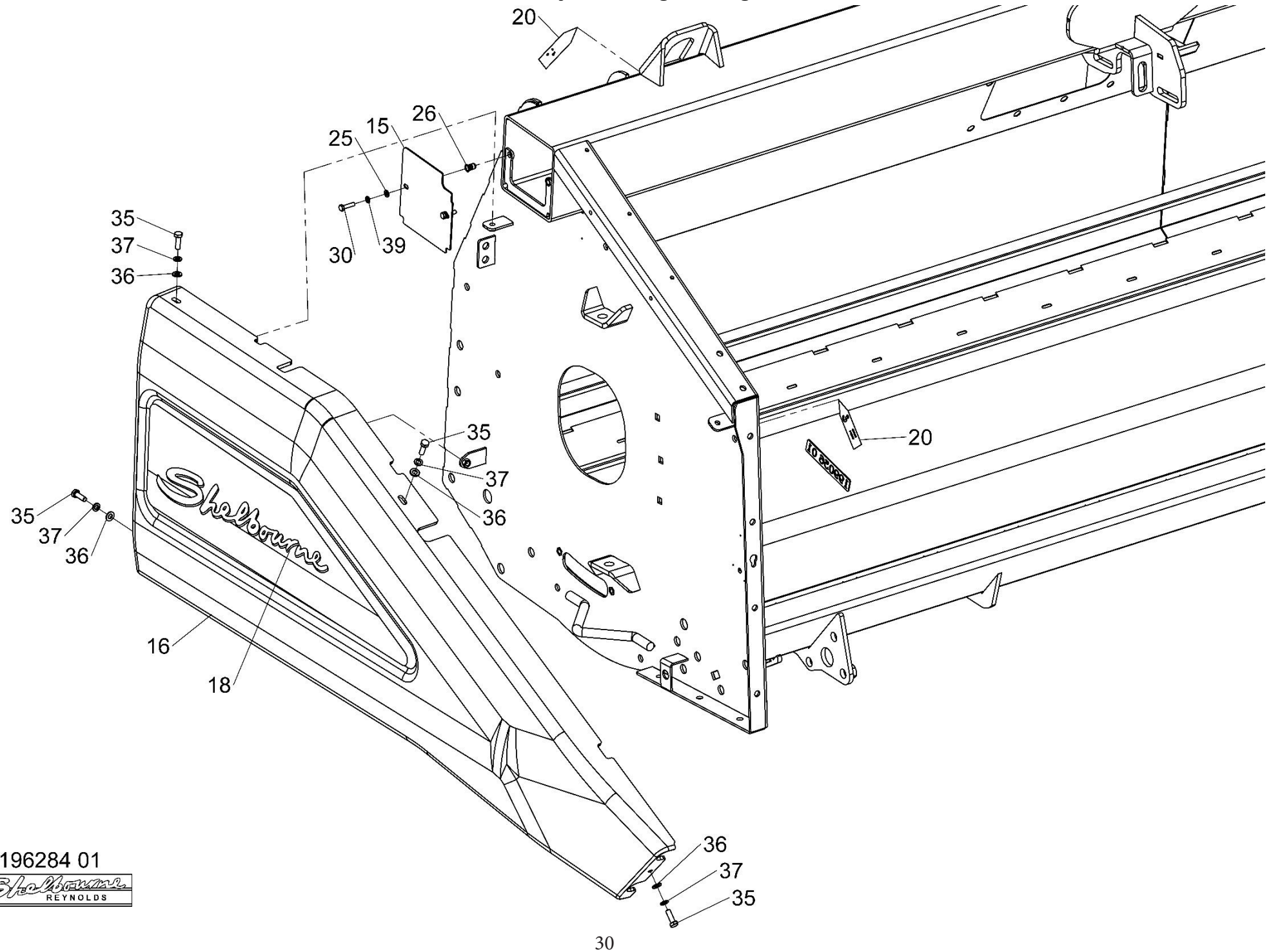
## Shelbourne Reynolds Engineering Limited

ASSY NUMBER: 196284 01				ASSY DESCRIPTION: EMBLEMS & GUARDS SUB			
ITEM	PART NO	DESCRIPTION	QTY	ITEM	PART NO	DESCRIPTION	QTY
1	290126 01	GUARD MOUNTING PLATE	1	31	HSS-0086	BOLT	5
OR	293130 01	VENTED GRILL PLATE (2024 XCV)		32	HSS-0202	BOLT	5
2	290085 01	GUARD MOUNTING PLATE	1	33	HSS-0185	BOLT	1
3	290512 01	PIVOT W/A	1	34	NUT-0265	NYLOC NUT	8
4	290086 01	GUARD MOUNTING PLT (XCV)	1	35	HSS-0145	BOLT	10
OR	290937 01	GUARD MOUNTING PLT (XCS & XRS)	1	36	WSH-0012	WASHER	29
5	199998 01	ARM W/A	1	37	WSH-0058	SPRING WASHER	20
6	290118 01	PIVOT BRACKET	1	38	WSH-0015	WASHER	10
7	290540 01	CLAMP BRACKET	1	39	WSH-0056	SPRING WASHER	3
8	290119 01	MOUNTING PLATE	1	40	WSH-0061	SPRING WASHER	1
9	290120 01	CORNER GUARD W/A	1	41	NUT-0263	NYLOC NUT	10
10	290000 01	LH DRIVE GUARD	1	42	HSS-0150	BOLT	3
OR	KIT-01480	SPARES LH DRIVE GUARD KIT INC ALL DECALS, N AMERICA ONLY	1	43	NUTA13087	NUTSERT	2
OR	KIT-19100	VENTED STEEL GUARD (2024 XCV)	1	44	BLTA10500	BOLT	1
OR	KIT-19115	SPARES VENTRED STEEL GUARD KIT INC ALL DECALS, N AMERICA ONLY	1	45	BLT-4710	COACH BOLT	6
11	290539 01	LOCATING PLATE	2	46	WSH-1038	PENNY WASHER	4
12	CHN-0145	CHAIN	0.17m	47	HSS-0194	BOLT	2
12	CHN-0145	CHAIN	0.17m	48	HSS-0155	BOLT	1
13	198288 01	GEARBOX COVER PLT	1	49	HSS-0140	BOLT	4
14	PCN-00100	MANUAL CANNISTER	1	50	NUTA13080	NUTSERT	2
15	198562 01	COVER PLATE	1	51	POP-0006	POP RIVET	2
16	290001 01	IDLE END GUARD	1	52	199221 01	EMBLEM (XCV LARGE, CROP DEF.)	1
OR	KIT-01481	SPARES IDLE END GUARD KIT, INC 290001 01 & 290534 01	1	OR	199222 01	EMBLEM (XCS LARGE, CROP DEF.)	1
17	290640 01	SHELBOURNE EMBLEM	1	OR	291710 04	EMBLEM (XRS LARGE, CROP DEF.)	1
18	290534 01	SHELBOURNE EMBLEM	1	53			
19				54	199223 01	EMBLEM (42 LARGE, CROP DEF.)	1
20	190702 04	EMBLEM (SLING POINT)	4	OR	199223 02	EMBLEM (36 LARGE, CROP DEF.)	1
21	290877 01	EMBLEM (HEADER MAINTENANCE)	1	OR	199223 03	EMBLEM (32 LARGE, CROP DEF.)	1
22	613205 01	EMBLEM (SHEARBOLT)	1	55	290910 01	EMBLEM (HTD SPEEDS, XRS ONLY)	1
23	290150 01	EMBLEM (QR CODE)	1	OR	292044 01	EMBLEM (HTD SPEEDS, XCS ONLY)	1
24	290526 01	SERIAL NO. PLATE	1	56	290878 01	EMBLEM (DRIVE MAINTENANCE)	1
25	WSH-0009	WASHER	16	57	198254 01	INNER SHIELD PLT (XCS/XRS ONLY)	1
26	NUTA13060	NUTSERT	3	58	198253 01	INNER SHIELD RIB (XCS/XRS ONLY)	1
27	PIN-01950	LYNCH PIN	2	59	HSS-0135	BOLT	4
28	NUT-0260	NYLOC NUT	7				
29	HSS-0092	BOLT	1				
30	HSS-0088	BOLT	4				





196284 01



196284 01



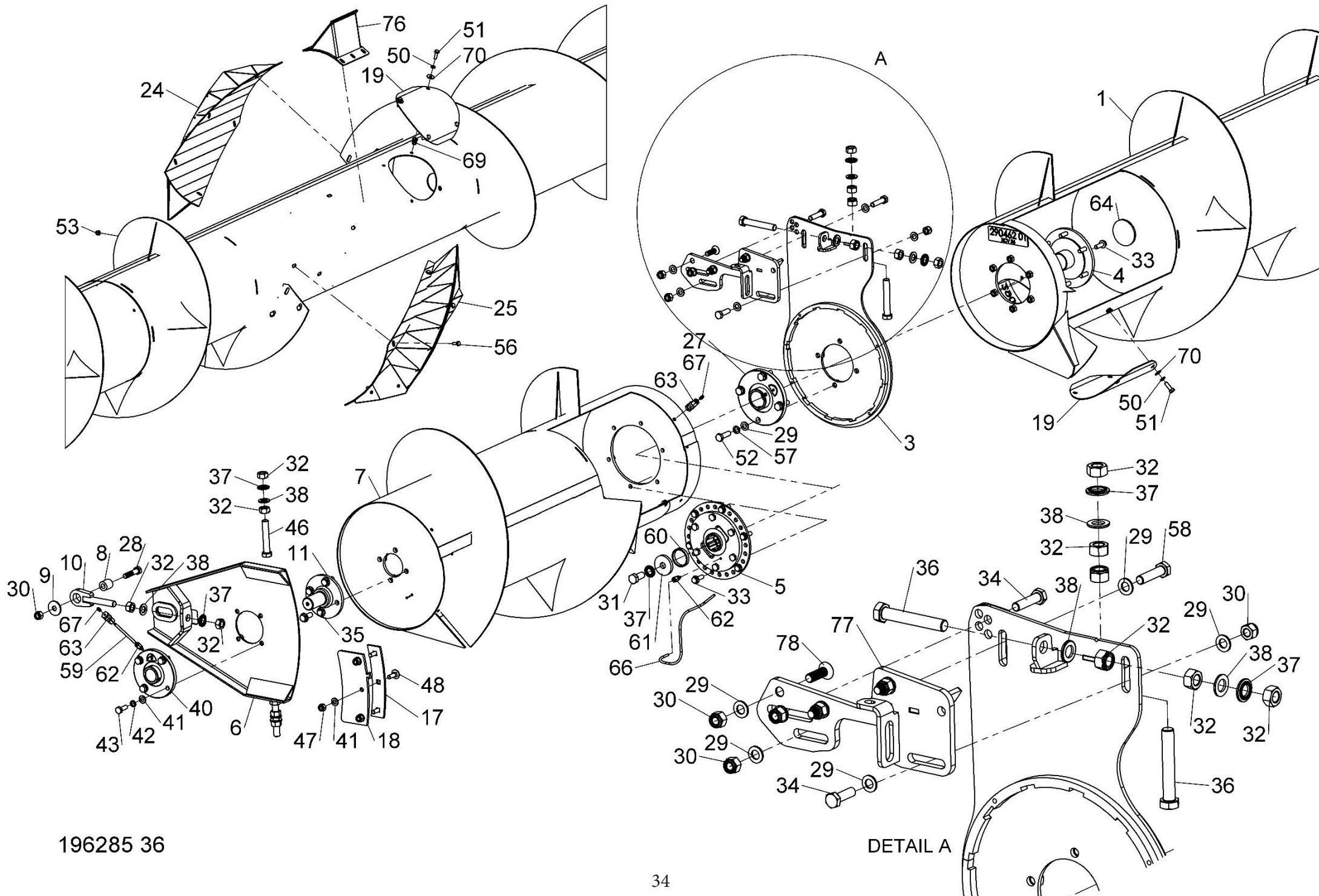
## Shelbourne Reynolds Engineering Limited

ASSY NUMBER: 196285 36				ASSY DESCRIPTION: EXCEL 36 OFFSET AUGER SUB ASSY			
ITEM	PART NO	DESCRIPTION	QTY	ITEM	PART NO	DESCRIPTION	QTY
1	293520 01	DRIVE END AUGER W/A (XCV/XCS)	1	31	HSS-0315	SETSCREW	1
2	290353 01	ADJUSTER PLATE LH	1	32	NUT-0180	PLAIN NUT	18
3	290441 01	CTR AUGER MTG PLT	1	33	HSSG10204	TENSILOCK SETSCREW	12
4	290374 01	AUGER CTR DRV SHAFT	1	34	BLTA12260	HEX HEAD BOLT	2
5	KIT-19040	BALL COUPLING KIT	1	35	HSSF12204	TENSILOCK SETSCREW	10
		SEE KIT-19040 PAGE		36	HSSA16564	SETSCREW	2
		FOR PARTS BREAKDOWN		37	WSHA30161	LOCK WASHER	11
6	290368 01	ADJUSTER PLATE RH	1	38	WSH-0024	PLAIN WASHER	8
7	293512 01	IDLE END AUGER W/A (XCV/XCS)	1	39	190119 74	WASHER	6
8	290363 01	SPACER 27mm	2	40	BRG-23560	BEARING (2025 & ON)	1
9	190119 26	WASHER	2	OR	BRG-23560	BEARING (UP TO 2025)	2
10	290360 01	ADJUSTER W/A	2	41	WSH-0015	PLAIN WASHER	16
11	197704 02	IDLER SHAFT	1	42	WSH-0061	SPRING WASHER	8
12	190119 82	WASHER	3	43	HSS-0194	SETSCREW	9
13	195848 01	AUGER DRIVE SHAFT	1	44	NUT-0580	CASTLE NUT	1
14	190119 95	WASHER	3	45	PIN-1150	SPLIT PIN	1
15	KIT-00125	AUGER DRIVE CLUTCH (2025 & ON)	1	46	HSS-0330	SETSCREW	4
		<b>SEE KIT-00125 PAGE</b>		47	NUT-0265	NYLOC NUT	7
		<b>FOR PARTS BREAKDOWN</b>		48	BLT-3750	COACH BOLT	6
OR	KIT-00123	AUGER DRIVE CLUTCH (UPTO 2025)	1	49	WSH-0012	PLAIN WASHER	40
		<b>SEE KIT-00123 PAGE</b>		50	WSH-0058	SPRING WASHER	20
		<b>FOR PARTS BREAKDOWN</b>		51	HSS-0145	SETSCREW	10
16	290655 01	SHOULDERED WASHER	1	52	HSS-0250	SETSCREW	4
17	200407 01	SUPPORT PLATE	2	53	NUT-0263	NYLOC NUT	10
18	200408 01	OVERLAP PLATE	2	54	BRG-1995	BEARING	2
19	292861 01	AUGER COVER PLATE (2025 & ON)	4	55	CIR-0470	CIRCLIP INT	2
OR	290590 01	AUGER COVER PLATE (UP TO 2025)	4	56	HSS-0140	SETSCREW	20
		FOR SPARES CAN SUPPLY 292861 01		57	WSH-0065	SPRING WASHER	4
		PLUS 4 x WSH-1038	4	58	BLTA12320	HEX HEAD BOLT	2
20	290164 01	IDLER ADJ SCREW	1	59	LUB-00044	GREASE PIPE	0.35m
21	131041 01	JOCKEY SPKT	2	60	198800 64	WASHER	1
22	190060 11	AUGER IDLE SPINDLE	2	61	190548 90	WASHER	1
23	191040 01	SPACER	2	62	LUB-00046	STRAIGHT ADAPTOR (2019 & ON)	2
24	197620 01R	AUGER PADDLE LH	1	OR	LUB-00046	STRAIGHT ADAPTOR (UP TO 2019)	1
25	197620 02R	AUGER PADDLE RH	1	63	LUB-00052	BULKHEAD (2019 & ON)	2
26	190548 04	WASHER	A/R	OR	LUB-00052	BULKHEAD (UP TO 2019)	1
27	BRG-24505	BEARING	1	64	21709036	TUBE PLUG	4
28	BLTA12380	HEX.HEAD BOLT	2	65	CHN-01991A	CHAIN (99 LINKS c/w JOINER)	1
29	WSH-0018	PLAIN WASHER	15	65a	CHN-01910A	CHAIN HALF LINK	
30	NUT-0269	NYLOC NUT	10	65b	CHN-01901A	JOINING LINK	

**Shelbourne Reynolds Engineering Limited**

ASSY NUMBER: 196285 36				ASSY DESCRIPTION: EXCEL 36 OFFSET AUGER SUB ASSY			
ITEM	PART NO	DESCRIPTION	QTY	ITEM	PART NO	DESCRIPTION	QTY
66	LUB-00044	GREASE PIPE (2019 & ON)	0.2				
67	NIP-00600	GREASE NIPPLE	2				
68	KIT-00112	SPARES IDLER SPROCKET ASSY KIT INC ITEMS 21,22,23,26,54 & 55					
69	NUTA13080	NUTSERT (2025 & ON)	16				
70	WSH-1038	PENNY WASHER (2025 & ON)	16				
71	293027 01	BEARING (2025 & ON)	1				
72	293028 01	GREASE ADAPTER 35° (2025 & ON)	1				
73	193077 04	GREASE PIPE (2025 & ON)	1				
74	193078 01	GREASE ADAPTER (2025 & ON)	1				
75	NIP-00610	GREASE NIPPLE (2025 & ON)	1				
76	292575 01	FLAT PADDLE W/A USE WHEN AUGER PADDLES (ITEMS 24 & 25) ARE WIDELY SPACED	2				
77	290581 01	BOLT IN AUGER MOUNT BRACKET	A/R				
78	SCEA12269	CSK SKT SCREW	3				
79	293626 01	PIPE RETAINER (2025 & ON)	1				
80	HSS-0058	SETSCREW (2025 & ON)	2				
81	WSH-0006	PLAIN WASHER (2025 & ON)	2				
82	NUT-0258	NYLOC NUT (2025 & ON)	2				

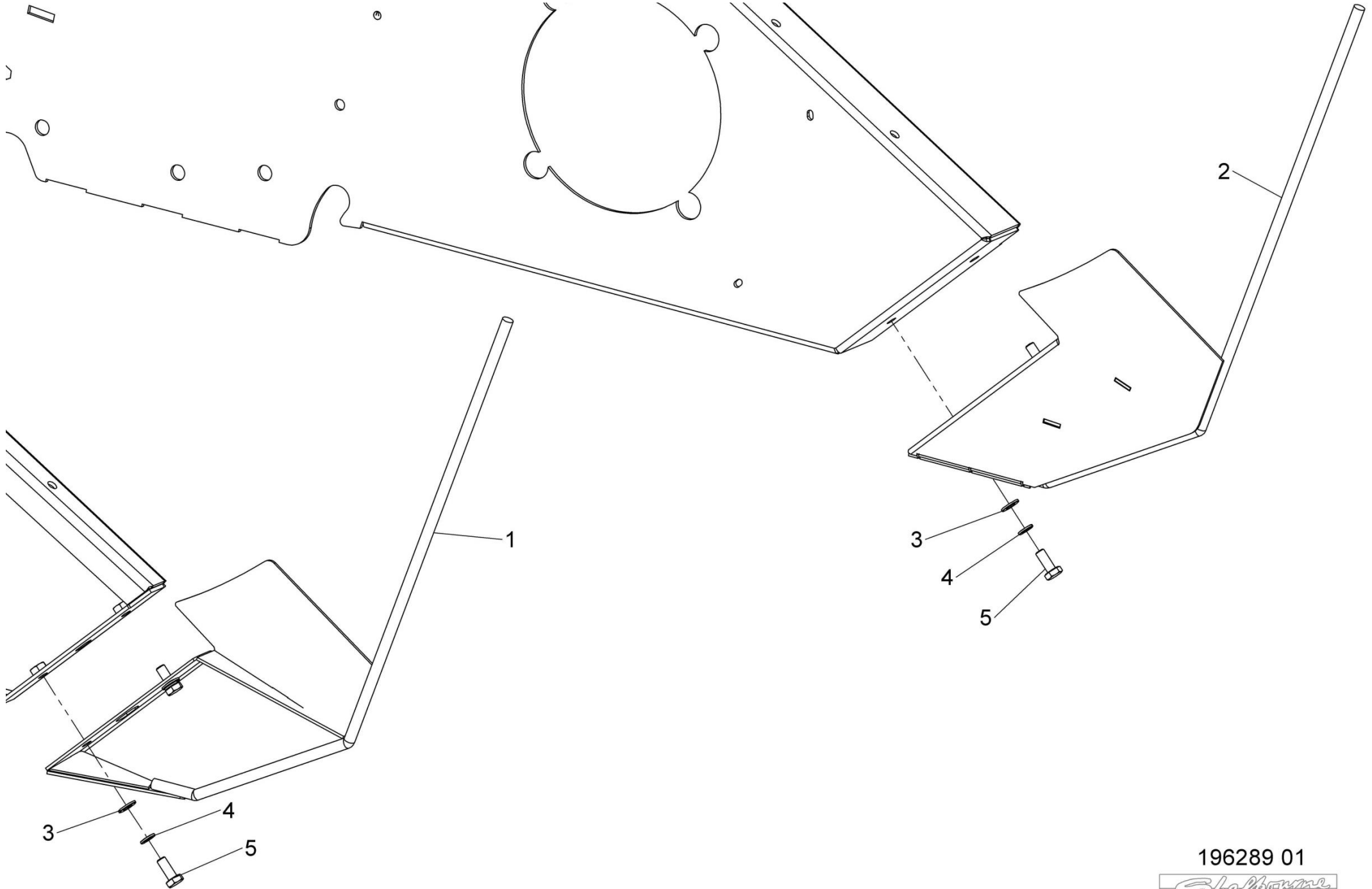




196285 36

***Shelbourne Reynolds Engineering Limited***

ASSY NUMBER: 196289 01				ASSY DESCRIPTION: DIVIDER SUB ASSY			
ITEM	PART NO	DESCRIPTION	QTY	ITEM	PART NO	DESCRIPTION	QTY
1	194501 02	RH DIVIDER W/A	1				
2	290480 01	LH DIVIDER W/A	1				
3	WSH-0015	PLAIN WASHER	4				
4	WSH-0061	SPRING WASHER	4				
5	HSS-0191	SET SCREW	4				



196289 01





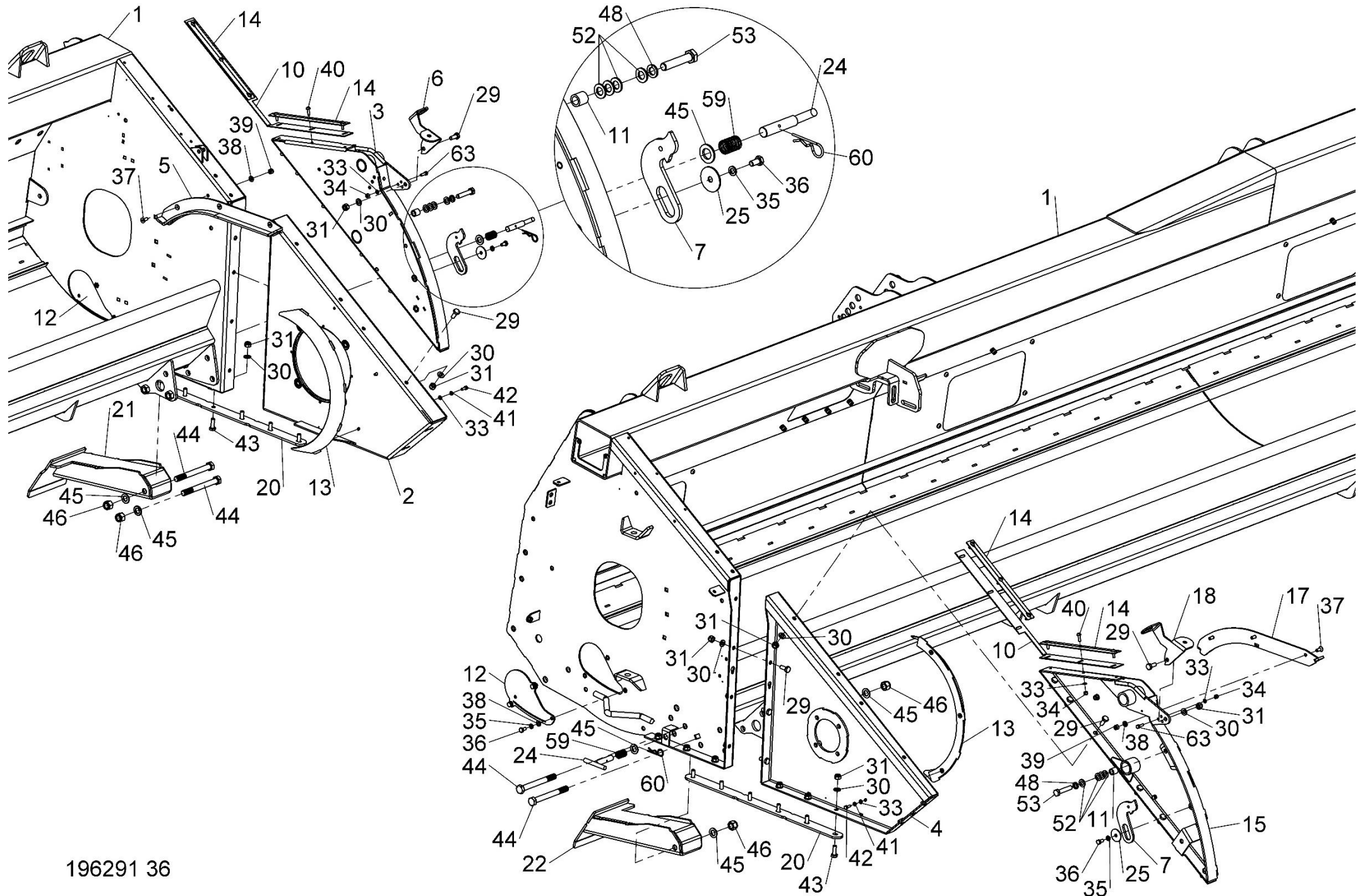
## Shelbourne Reynolds Engineering Limited

ASSY NUMBER: 196291 36				ASSY DESCRIPTION: FRAME & PARTS SUB (EXCEL 36)			
ITEM	PART NO	DESCRIPTION	QTY	ITEM	PART NO	DESCRIPTION	QTY
1	290555 01	36' MAINFRAME W/A (XCV/XCS)	1	38	WSH-0012	PLAIN WASHER	72
OR	290980 01	36' MAINFRAME W/A (XRS)		39	NUT-0263	NYLOC NUT	44
2	290384 01	LH ROTOR MOUNT W/A	1	40	SCW-4960	BUTTON HD SCREW	12
3	290125 01	TOP SIDE PLT LH	1	41	WSH-0056	SPRING WASHER	6
4	290386 01	RH ROTOR MOUNT W/A	1	42	HSS-0084	HEX HD BOLT	6
5	198485 01	NOSE RUNNER W/A	1	43	HSS-0194	HEX HD BOLT	20
6	198958 01	LH LIGHT BRACKET	1	44	BLTA16710	HEX HD BOLT	2
7	290383 01	CROP DEF LOCK	2	45	WSH-0024	PLAIN WASHER	4
8	199935 01	LH TOP CENTRE PLT	1	46	NUT-0271	NYLOC NUT	2
9	199935 02	RH TOP CENTRE PLT	1	47	HSS-0145	HEX HD BOLT	18
10	194000 01	RUBBER SEAL STRIP	2	48	WSH-0065	SPRING WASHER	2
11	198811 02	SPACER	2	49	WSH-0061	SPRING WASHER	7
12	292939 01	COVER PLATE (2025 & ON)	2	50	193248 01	RETAINING ROD	2
OR	195844 01	COVER PLATE (UP TO 2025)	2	51	NUT-0269	NYLOC NUT	5
13	193363 01	ROTOR DEFLECTOR	2	52	WSH-0018	PLAIN WASHER	18
14	199567 01	CLAMP STRIP	4	53	BLTA12380	HEX HD BOLT	4
15	290125 02	TOP SIDE PLT RH	1	54	193244 01	HANDLE W/A	2
16	199660 01	JOINING PLATE	2	55	193251 01	RETAINING BAR	2
17	198485 02	NOSE RUNNER W/A	1	56	POP-0006	POP RIVET	12
18	198958 02	RH LIGHT BRACKET	1	57	WSH-1038	PENNY WASHER	8
19	NUTA13080	NUTSERT	48	58	HSS-0140	HEX HD BOLT	18
20	198709 01	SIDE PLATE JOINER STRIP	2	59	SPGC22015	COMPRESSION SPRING	2
21	199626 01	STAND	1	60	CLP-00103	R CLIP	2
22	199626 02	STAND	1	61	BPG-00200	BODY PLUG	1
23	290372 01	SPIII PLATE (XCV/XCS ONLY)	2	62	NUTA13087	NUTSERT	12
24	198720 01	LEG LOCKING PIN	2	63	HSS-0086	SETSCREW	2
25	190119 05	WASHER	2	64	290588 01	COVER PLATE	1
26	199681 01	SCRAPER (321mm)	2	65	291700 01	TAPERED SPILL PLATE (XCV/XCS)	4
OR	290390 01	SCRAPER (112mm)	2	66	291985 01	FILL IN PLATE (2023 & ON)	2
27	198957 01	FORK LIFT SHOE	1	67	BLT-4710	COACH BOLT (2023 & ON)	4
28	195126 01	FORK LIFT SHOE	1	68	291849 02	DEFLECTOR GUARD (2021 & ON)	2
29	HSS-0191	HEX HD BOLT	22	69	292876 01	FRONT SHOE BRACKET W/A (XRS)	2
30	WSH-0015	PLAIN WASHER	43	70	HSS-0155	SETSCREW	6
31	NUT-0265	NYLOC NUT	35	71			
32	HSSF08174	TENSILOCK SETSCREW	36	72	292890 01	CAPPING PLATE	12
33	WSH-0009	PLAIN WASHER	20	73	BPG-00140	RUBBER PLUG (XCS & XRS ONLY)	2
34	NUT-0260	NYLOC NUT	14	74			
35	WSH-0058	SPRING WASHER	44	75	292887 01	COVER PLATE (2025 & ON)	6
36	HSS-0135	HEX HD BOLT	8	76	SCBA08172	BUTT SOC HD (2025 & ON)	24
37	SCW-1735	CSK SOCKET HD SCREW	16	77	292706 01	LH STEP W/A (2025 & ON)	1

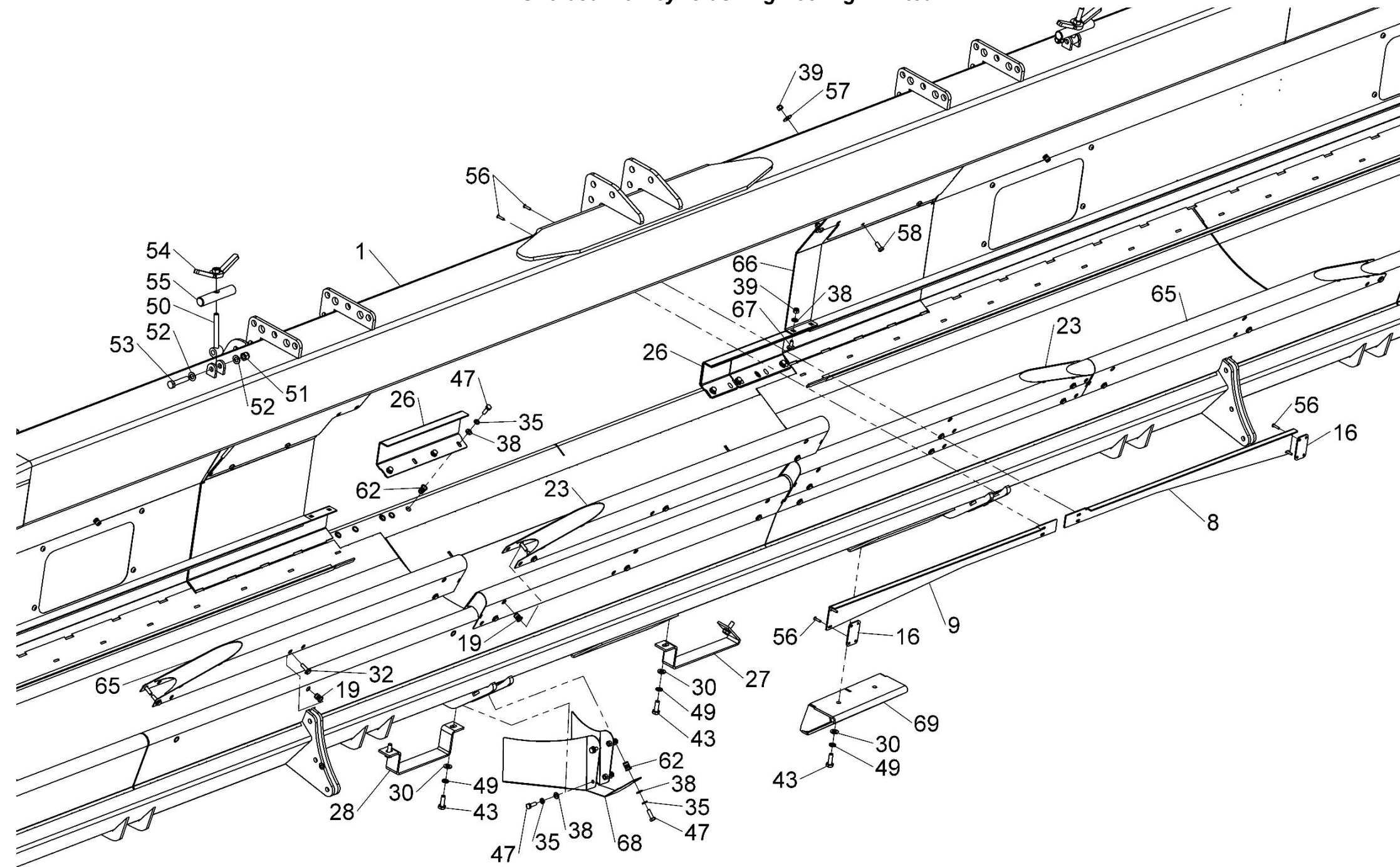


***Shelbourne Reynolds Engineering Limited***

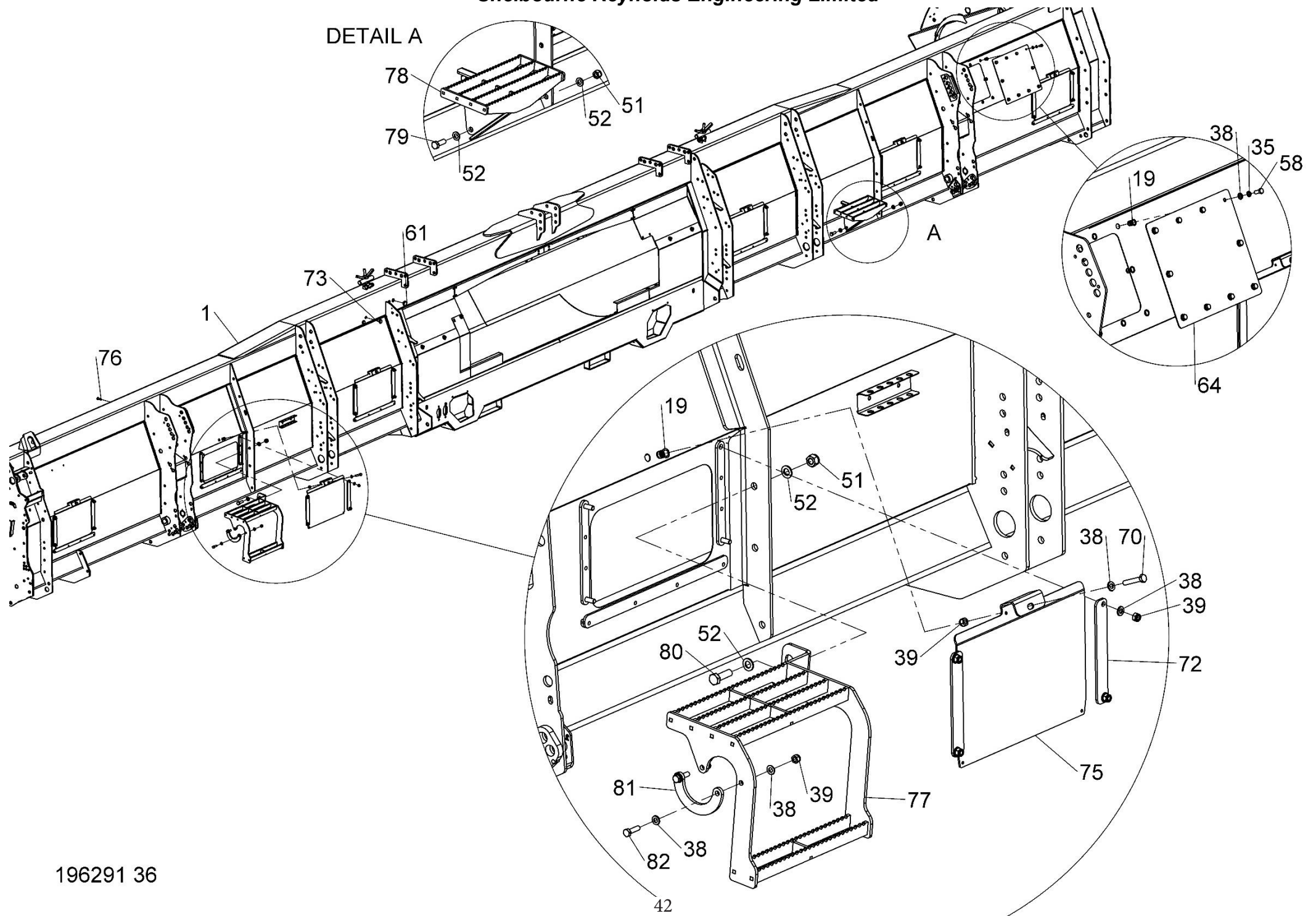
[illegible]



196291 36





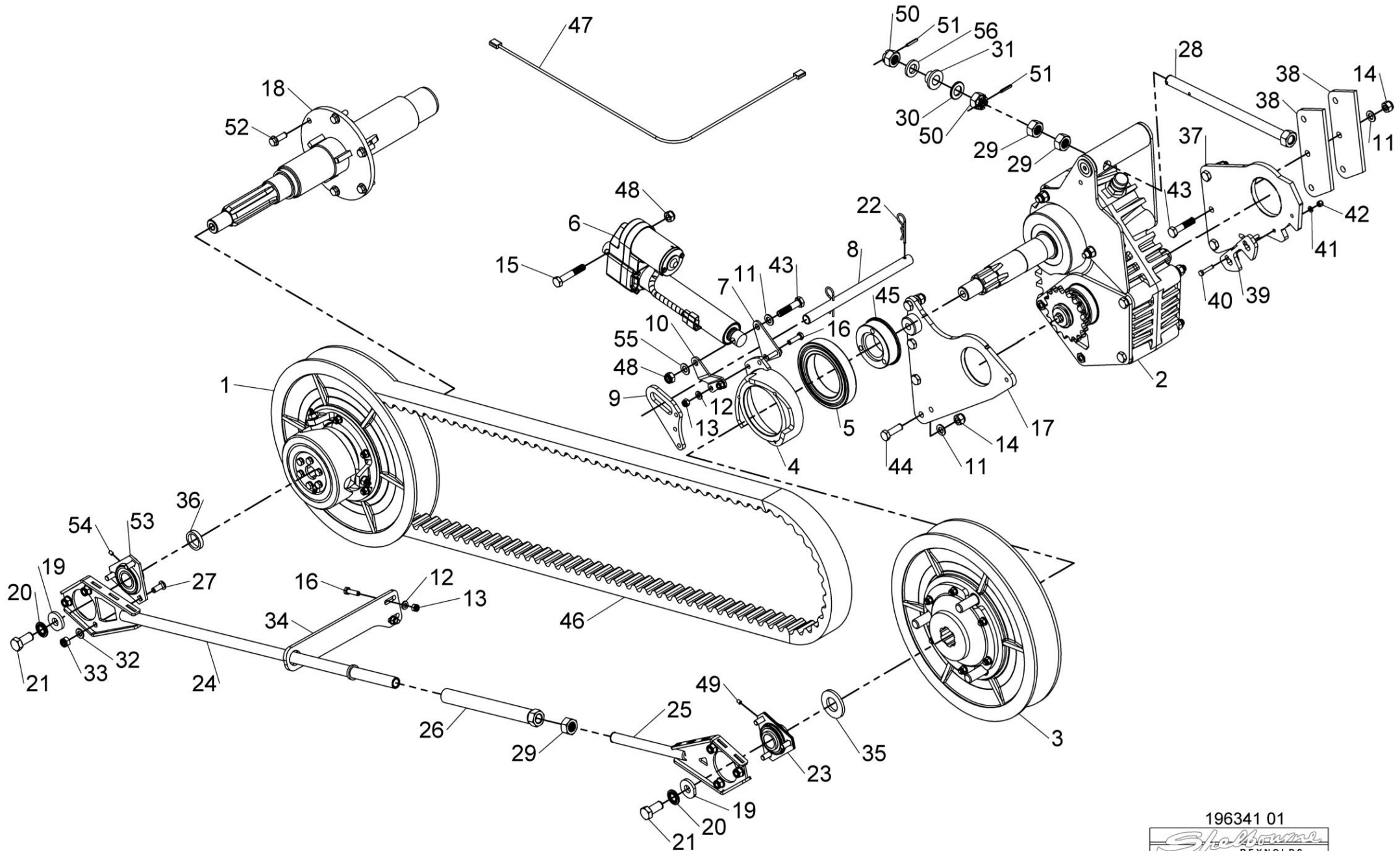


## Shelbourne Reynolds Engineering Limited

ASSY NUMBER: 196341 01				ASSY DESCRIPTION: VS DRIVE SUB (EXCEL)			
ITEM	PART NO	DESCRIPTION	QTY	ITEM	PART NO	DESCRIPTION	QTY
1	KIT-01445	ROTOR PULLEY ASSY <b>SEE KIT-01445 PAGE FOR PARTS BREAKDOWN</b>		31	198028 01	REAR SPRING BOSS	1
2	GEA-0058	INPUT GEARBOX ASSY <b>SEE GEA-0058 PAGE FOR PARTS BREAKDOWN</b>	1	32	WSH-0015	PLAIN WASHER	6
OR	GEA-0058CNH	SPARE GEARBOX ASSY 35/34T GEARS		33	NUT-0265	NYLOC NUT	7
OR	GEA-0058JD/CIH	SPARE GEARBOX ASSY 37/32T GEARS		34	290560 01	TIE ROD RETAINER	1
OR	GEA-0058LEX	SPARE GEARBOX ASSY 33/36T GEARS		35	190548 36	WASHER	1
3	KIT-01463	REAR PULLEY & ACTUATOR CAM ASSY INC ITEMS 4,5,7,8,9,16 & 47 <b>SEE KIT-01463 PAGE FOR PARTS BREAKDOWN</b>	1	36	198800 03	SPACER 8mm	1
4	292704 01	ACTUATOR CAM ASSY	1	37	199450 01	G BOX MTG BRKT	1
5	BRG-19500NC3	BEARING	1	38	198548 01	PACKER PLATE	2
6	MOTE11008	ACTUATOR	1	39	198322 01	OIL LEVEL VIEWER	1
7	292709 01	ACTUATOR BRACKET	1	40	HSS-0092	SETSCREW	2
8	292710 01	FOLDED ACTUATOR BRACKET	1	41	WSH-0009	PLAIN WASHER	2
9	292737 01	STATIC CAM PLATE	1	42	NUT-0260	NYLOC NUT	2
10	198558 01	CAM RETAINING BAR	1	43	BLTA12350	HEX.HEAD BOLT	4
11	WSH-0018	PLAIN WASHER	8	44	HSS-0250	SETSCREW	4
12	WSH-0012	PLAIN WASHER	4	45	292695 01	BEARING BOSS	1
13	NUT-0263	NYLOC NUT	4	46	BEL-27360C	VARI SPEED BELT	1
14	NUT-0269	NYLOC NUT	7	47	195050 07	LOOM & PLUG ASSY	1
15	BLTA12440	HEX.HEAD BOLT	1	48	NUT-0270	NYLOC NUT	2
16	HSS-0150	SETSCREW	4	49	SCGF06047	GRUB SCREW	1
17	198555 01	GEARBOX MTG BRKT W/A	1	50	NUT-0580	CASTLE NUT	2
18	291704 01	DRIVE SHAFT	1	51	PIN-1620	ROLL PIN	2
19	198800 48	WASHER	2	52	HSSG10204	TENSILOCK SETSCREW	6
20	WSHA30161	WASHER	2	53	BRG-23000	BEARING	1
21	HSS-0315	SETSCREW	2	54	SCGA06047	GRUB SCREW	1
22	CLP-00103	R CLIP	2	55	WSH-0019	PLAIN WASHER	1
23	BRG-0240	BEARING	1	56	190119 30	WASHER	1
24	198236 01	TIE BAR W/A	1				
25	198232 01	TIE ROD END W/A	1				
26	198235 01	TIE ROD ADJUSTER W/A	1				
27	BLT-3745	COACHBOLT	6				
28	198029 04	GEARBOX ADJUSTER ROD	1				
29	NUT-0185	PLAIN NUT	3				
30	WSH-0030	PLAIN WASHER	1				



# Shelbourne Reynolds Engineering Limited

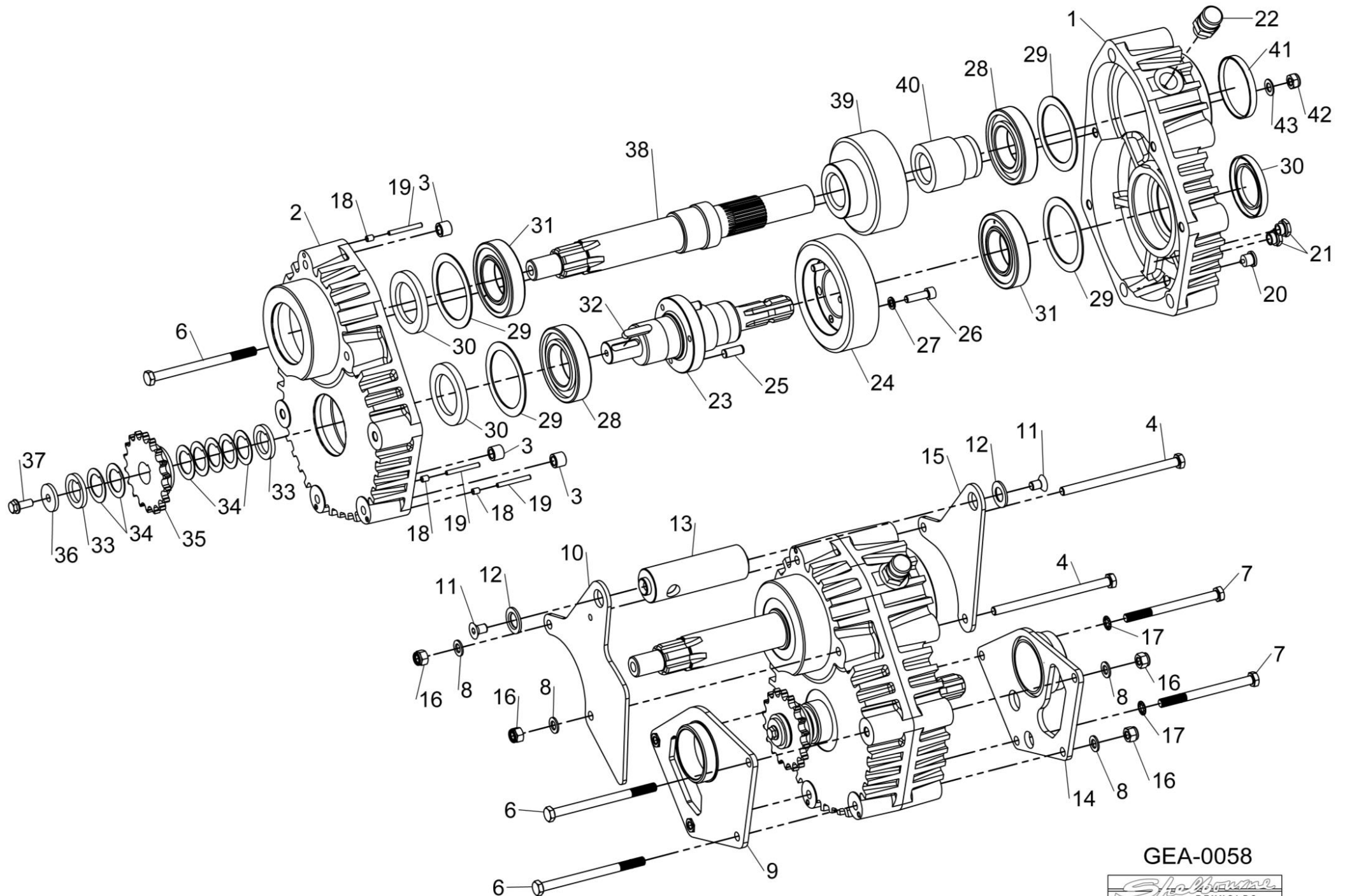


196341 01

*Shelbourne*  
REYNOLDS

## Shelbourne Reynolds Engineering Limited

ASSY NUMBER: GEA-0058				ASSY DESCRIPTION: INPUT GEARBOX ASSY VARIABLE SPEED			
ITEM	PART NO	DESCRIPTION	QTY	ITEM	PART NO	DESCRIPTION	QTY
1	197619 03	CASE HALF (PTO SIDE)	1	OR	192768 08	AUGER DRIVE SPROCKET (13T)	1
2	197619 02	CASE HALF (PULLEY SIDE)	1	OR	192768 20	AUGER DRIVE SPROCKET (12T)	1
3	192598 01	DOWEL	3	36	190548 01	RETAINING WASHER	1
4	BLTA12810	HEX HEAD BOLT	2	37	HSSF10174	HEX HD SCREW	1
5				38	194964 01	PINION SHAFT	1
6	BLTA12750	HEX HEAD BOLT	3	39	193599 09	PINION GEAR (32 TOOTH)	1
7	BLT-2276	HEX.HEAD BOLT	2	OR	193599 11	PINION GEAR (34 TOOTH)	1
8	WSH-0018	PLAIN WASHER	4	OR	193599 12	PINION GEAR (30 TOOTH)	1
9	198021 01	G/BOX MTG PLT LH	1	OR	193599 13	PINION GEAR (36 TOOTH)	1
10	198026 01	G/BOX ADJ PLT LH	1	40	195526 01	SLEEVE	1
11	SCW-1930	CSK SKT HD SCREW	2	41	SEAZ09000	CORE PLUG SEAL	1
12	198024 01	CSK WASHER	2	42	NUT-0270	NYLOC NUT (THIN)	1
13	198023 01	GEARBOX ADJUSTER	1	43	WSH-0019	PLAIN WASHER (FORM B)	1
14	198022 01	G/BOX MTG PLT RH	1				
15	198025 01	G/BOX ADJ PLT RH	1				
16	NUT-0269	NYLOC NUT	4		GEA-0058CNH	SPARES GEARBOX ASSY C/W 35T & 34T GEARS	
17	WSHA20121	SHAKEPROOF WASHER	2		GEA-0058JD/CIH	SPARES GEARBOX ASSY C/W 37T & 32T GEARS	
18	SCW-4535	GRUBSCREW	3		GEA-0058LEX	SPARES GEARBOX ASSY C/W 33T & 36T GEARS	
19	192597 01	JACKING ROD	3				
20	FIT-0253	DRAIN PLUG	1				
21	FITD00005	SIGHT GLASS/SEAL	2				
22	FIT-0255	BREATHER	1				
23	192591 01	INPUT SHAFT	1				
24	192592 09	INPUT GEAR (37 TOOTH)	1			ABOVE SPARE GEARBOX ASSY DO NOT INCLUDE MOUNTING PLATES & AUGER SPROCKET, ITEMS, 9,10,11, 12,13,14,15,33,34,35,36 & 37	
OR	192592 11	INPUT GEAR (35 TOOTH)	1				
OR	192592 12	INPUT GEAR (39 TOOTH)	1				
OR	192592 13	INPUT GEAR (33 TOOTH)	1				
25	PIN-61217	DOWEL PIN	3				
26	SCW-0196	CAP HEAD SCREW	3				
27	WSH-0061	SPRING WASHER	3				
28	BRG-7040	BEARING	2				
29	192596 01	RING	4				
30	SEA-0590	SHAFT SEAL	3				
31	BRG-16080	SUPPORT	2				
32	K1008045	KEY	1				
33	191692 01	SPACER	2				
34	191692 02	SPACER	7				
35	192768 18	AUGER DRIVE SPROCKET (18T)	1				
OR	192768 04	AUGER DRIVE SPROCKET (16T)	1				
OR	192768 16	AUGER DRIVE SPROCKET (15T)	1				
OR	192768 10	AUGER DRIVE SPROCKET (22T)	1				



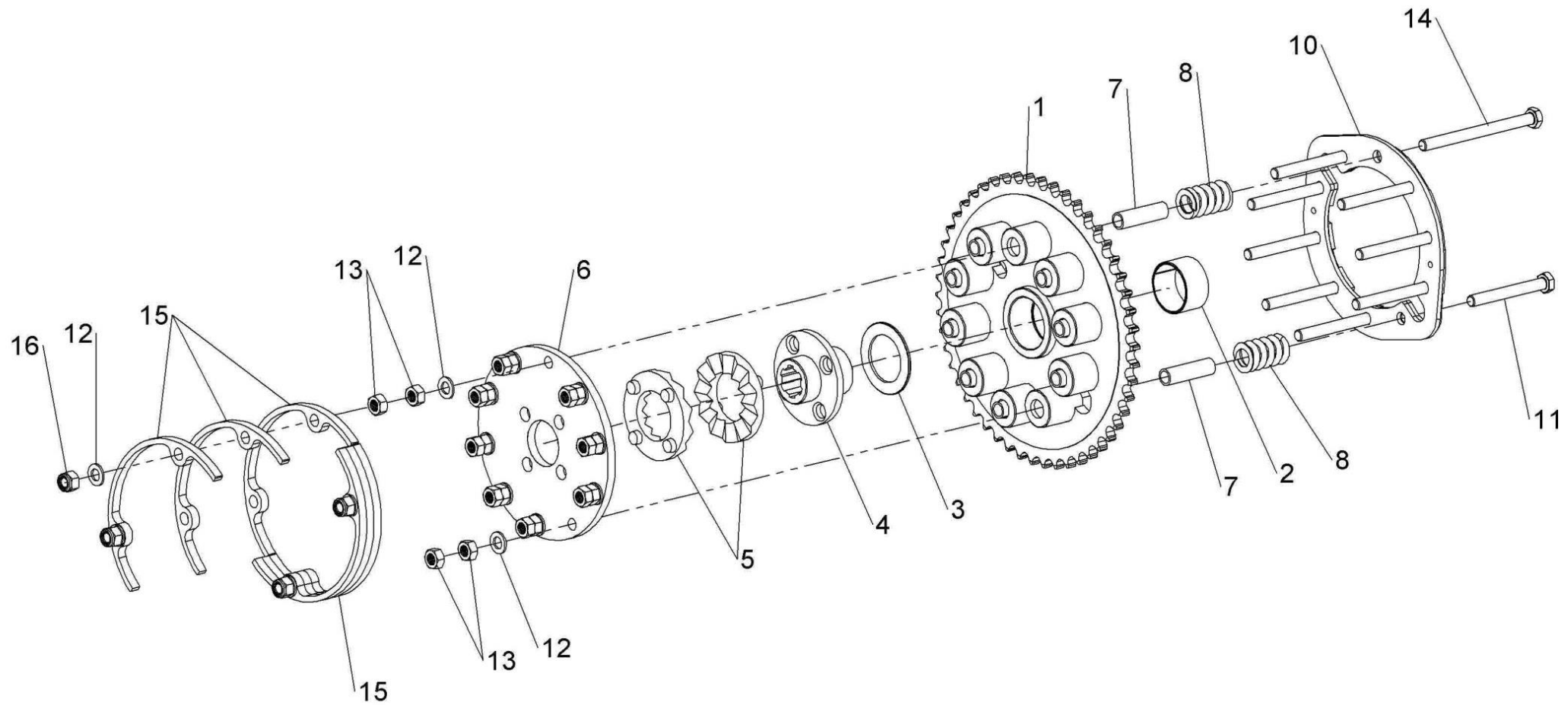
GEA-0058



**Shelbourne Reynolds Engineering Limited**

ASSY NUMBER: KIT-00123				ASSY DESCRIPTION: AUGER SLIP CLUTCH (10 SPRING)			
ITEM	PART NO	DESCRIPTION	QTY	ITEM	PART NO	DESCRIPTION	QTY
1	290418 01	50T SPROCKET ASSY	1				
2	BSHK05056	BUSH	1				
3	192008 02	THRUST WASHER	1				
4	195850 01	SPLINED CLUTCH HUB	1				
5	131005	CLUTCH PLATE	2				
6	290335 01	DRIVE DISC	1				
7	131073 04	SPACER	10				
8	131063	SPRING	10				
9							
10	290336 01	LOCKING RING	1				
11	BLT-2270	BOLT	6				
12	WSH-0018	PLAIN WASHER	14				
13	NUT-0170	PLAIN NUT	20				
14	HSSA12710	SETSCREW	4				
15	290403 01	BELT SLIPPER	6				
16	NUT-0269	NYLOC NUT	4				





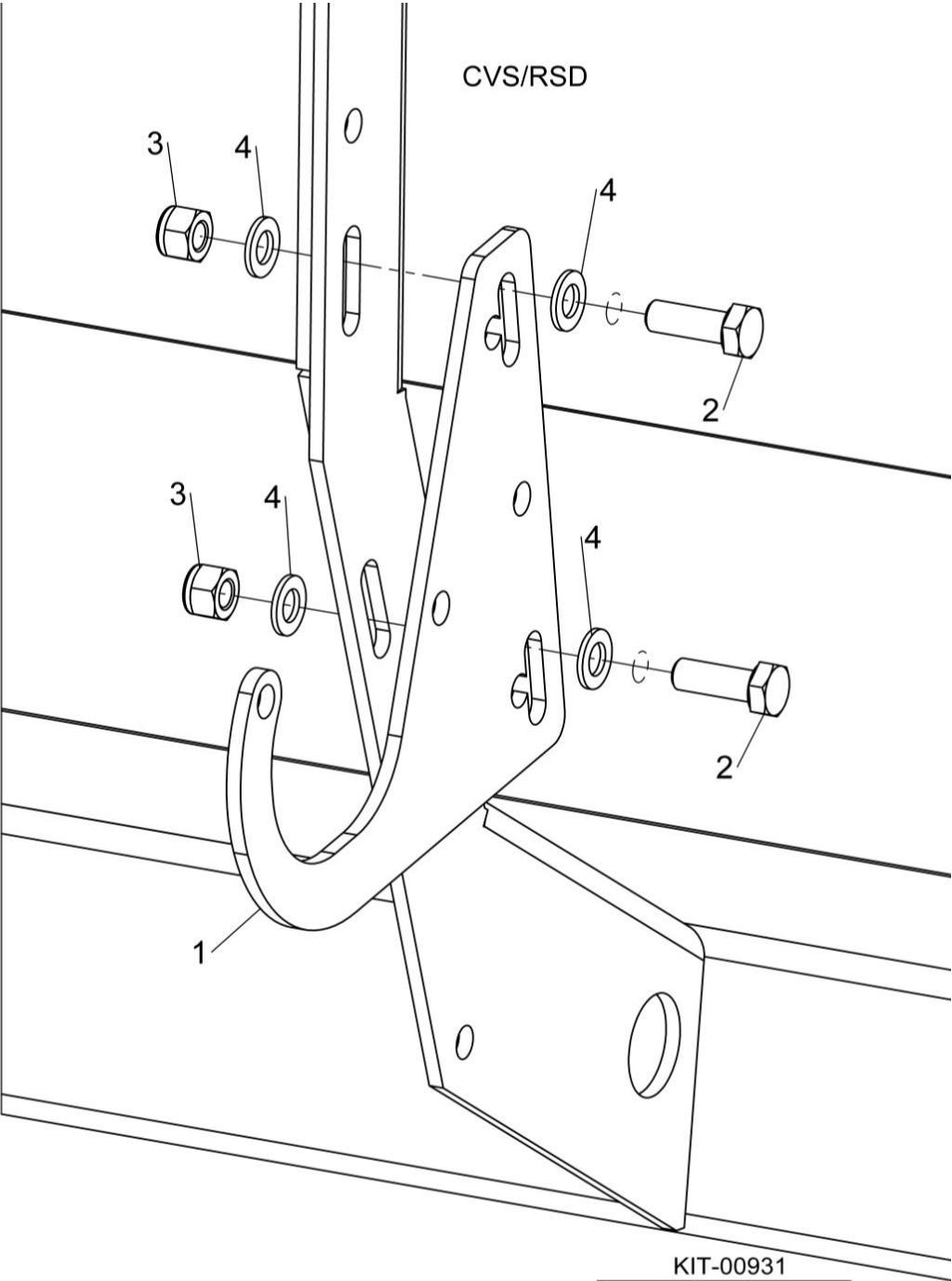
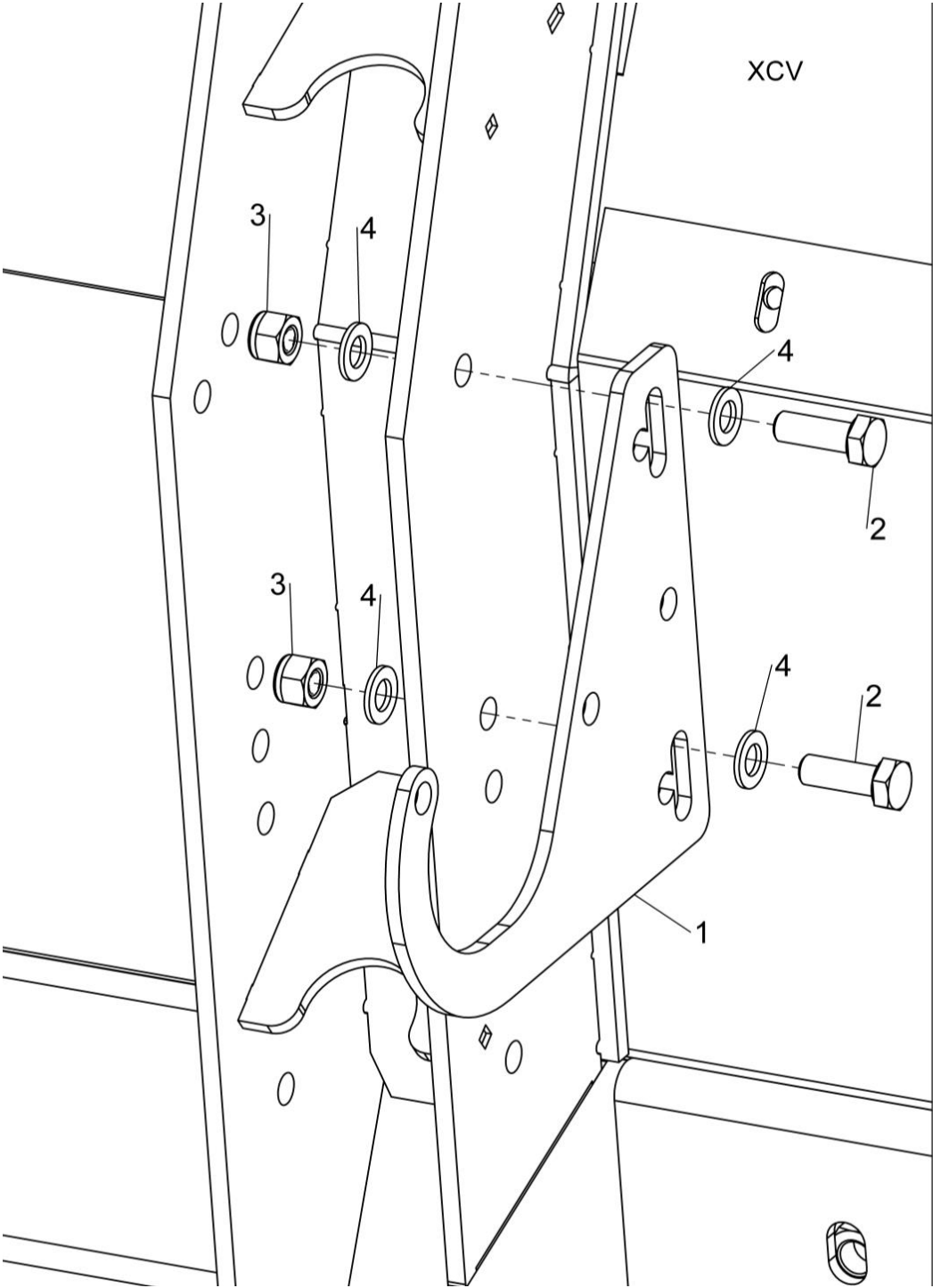
KIT-00123





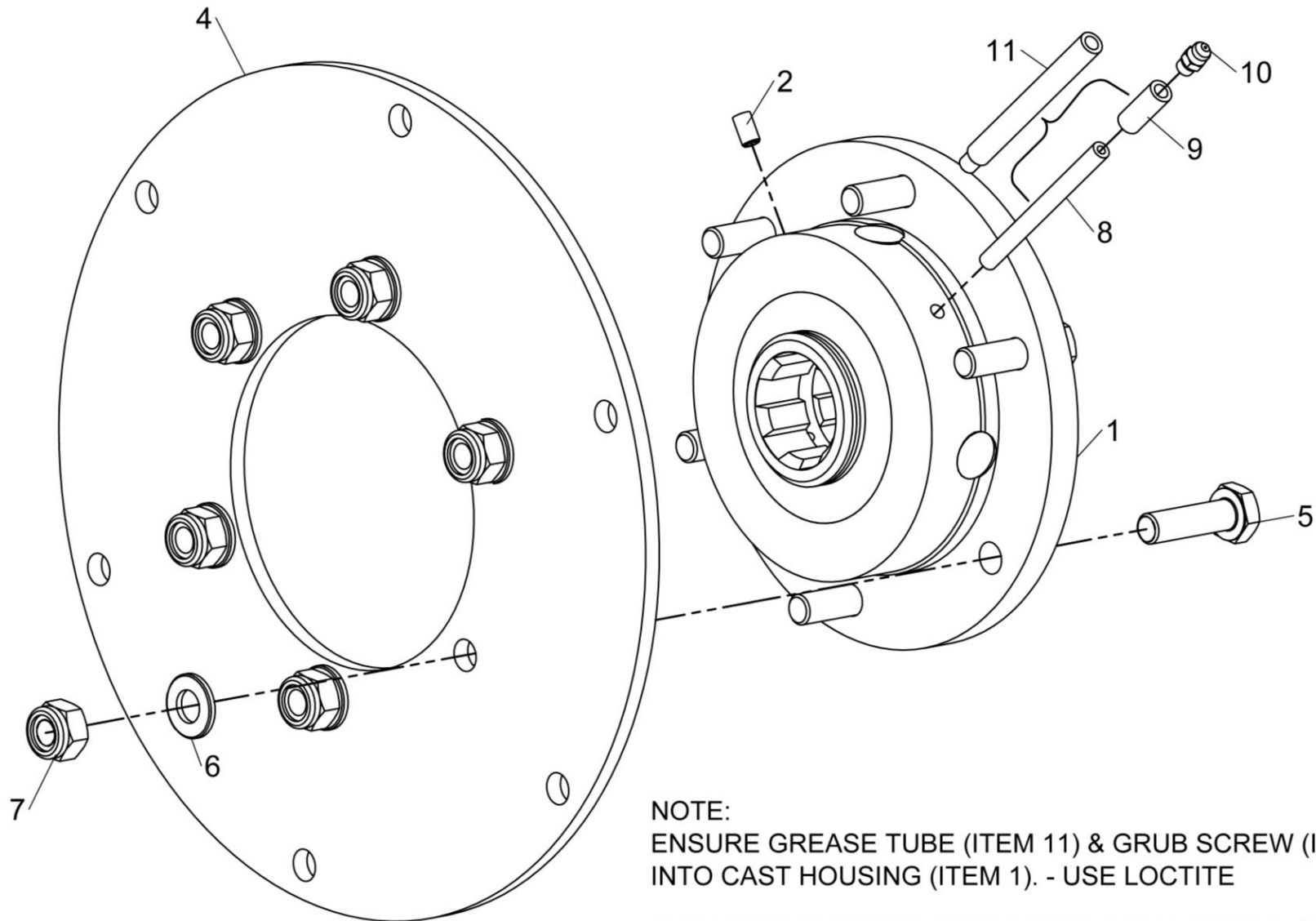
***Shelbourne Reynolds Engineering Limited***

ASSY NUMBER: KIT-00931				ASSY DESCRIPTION: PTO SUPPORT KIT			
ITEM	PART NO	DESCRIPTION	QTY	ITEM	PART NO	DESCRIPTION	QTY
1	191945 01	PTO SUPPORT	1				
2	HSS-0241	SETSCREW	2				
3	NUT-0269	NYLOC NUT	2				
4	WSH-0018	PLAIN WASHER	4				



**Shelbourne Reynolds Engineering Limited**

ASSY NUMBER: KIT-00976				ASSY DESCRIPTION: BALL JOINT CTR COUPLING			
ITEM	PART NO	DESCRIPTION	QTY	ITEM	PART NO	DESCRIPTION	QTY
1	193114 01	SPLINED BALL ASSY	1				
OR	193114P	SPARE SPLINED BALL ASSY (ALTERNATIVE TO 193114 01)					
2	SCW-4530	GRUBSCREW	1				
3							
4	193106 01	DRIVE RING PLATE	1				
5	HSS-0198	SETSCREW	6				
6	WSH-0015	PLAIN WASHER	6				
7	NUT-0265	NYLOC NUT	6				
8	193077 01	GREASE PIPE (UPTO 2022)	1				
9	193078 01	GREASE PIPE SLEEVE (UPTO 2022)	1				
10	NIP-00600	GREASE NIPPLE	1				
11	292226 01	GREASE PIPE (2022 & ON)	1				
		SUPPLY IN PLACE OF ITEMS 8 & 9					



NOTE:  
ENSURE GREASE TUBE (ITEM 11) & GRUB SCREW (ITEM 2) ARE ASSEMBLED  
INTO CAST HOUSING (ITEM 1). - USE LOCTITE

THE ORIENTATION SHOWN IS FOR A R.H. ROTOR, SWAP ITEMS 2 & 11 FOR A  
LH ROTOR

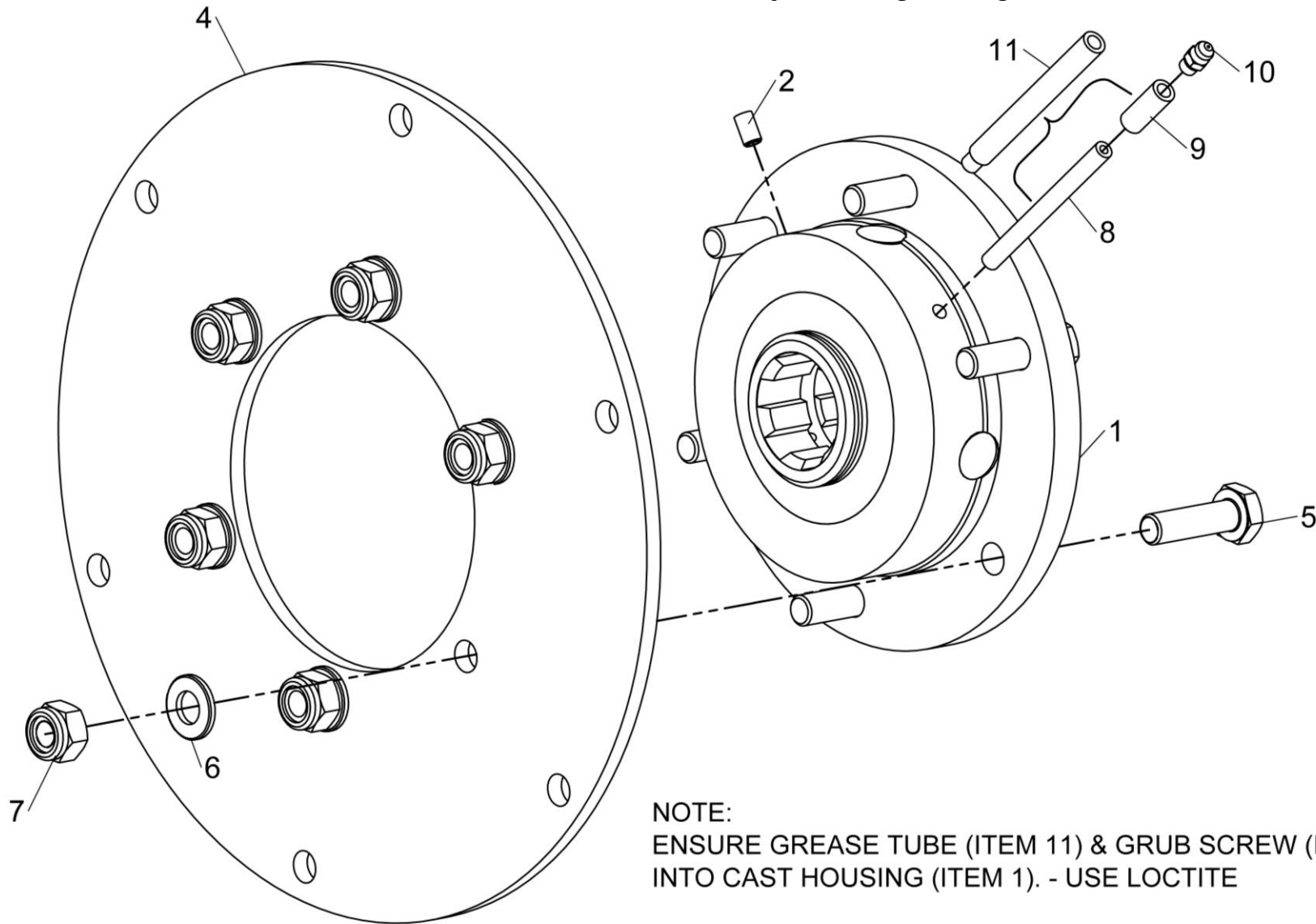
KIT-00976



**Shelbourne Reynolds Engineering Limited**

ASSY NUMBER: KIT-00976A				ASSY DESCRIPTION: BALL JOINT CTR COUPLING			
ITEM	PART NO	DESCRIPTION	QTY	ITEM	PART NO	DESCRIPTION	QTY
1 OR	193114 05 193114P	SPLINED BALL SPARE SPLINED BALL ASSY (ALTERNATIVE TO 193114 01)	1				
2							
3			1				
4	193106 01	DRIVE RING PLATE					
5	HSS-0198	SETSCREW	6				
6	WSH-0015	PLAIN WASHER	6				
7	NUT-0265	NYLOC NUT	6				
8	193077 01	GREASE PIPE (UPTO 2022)	1				
9	193078 01	GREASE PIPE SLEEVE (UPTO 2022)	1				
10	NIP-00600	GREASE NIPPLE	1				
11	292226 01	GREASE PIPE (2022 & ON) SUPPLY IN PLACE OF ITEMS 8 & 9	1				





NOTE:

ENSURE GREASE TUBE (ITEM 11) & GRUB SCREW (ITEM 2) ARE ASSEMBLED INTO CAST HOUSING (ITEM 1). - USE LOCTITE

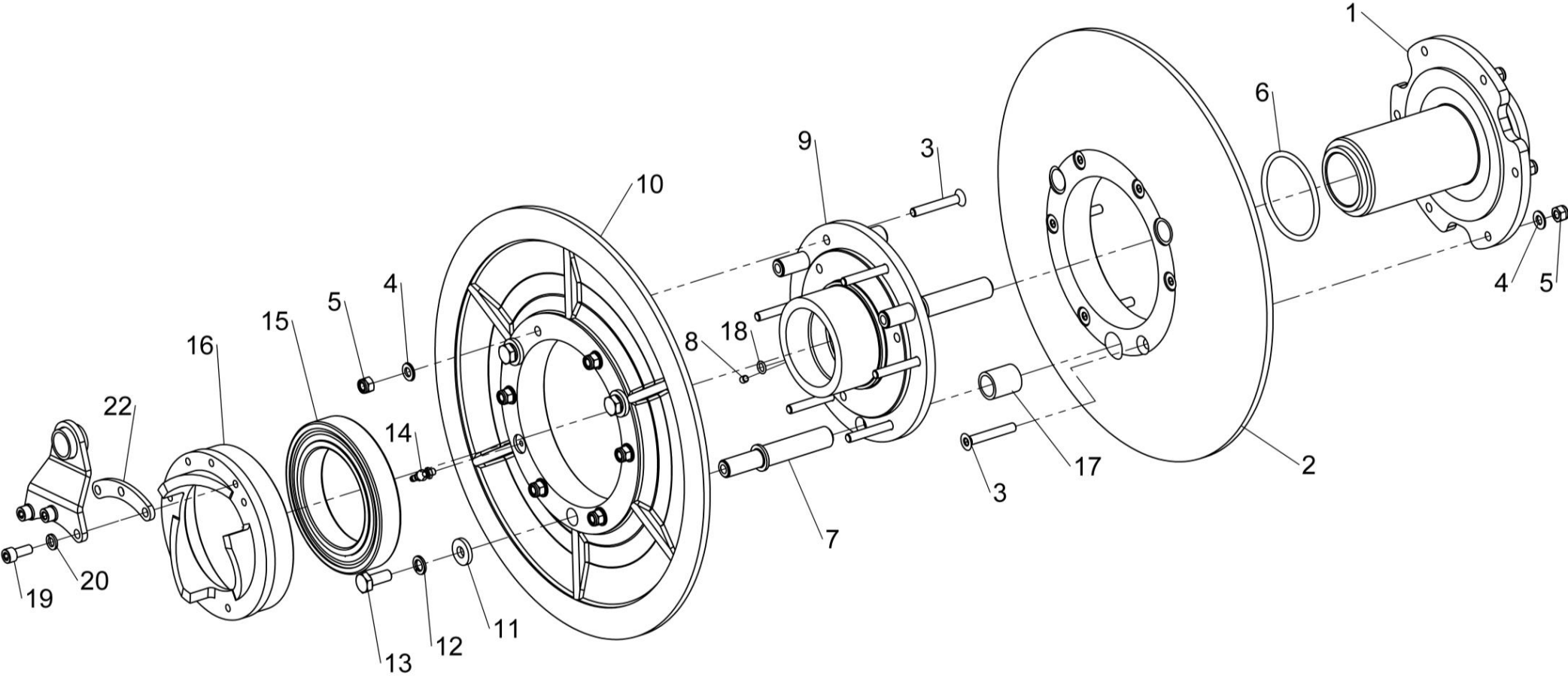
THE ORIENTATION SHOWN IS FOR A R.H. ROTOR, SWAP ITEMS 2 & 11 FOR A LH ROTOR

KIT-00976



**Shelbourne Reynolds Engineering Limited**

ASSY NUMBER: KIT-01386				ASSY DESCRIPTION: REAR PULLEY ASSY (BOLT IN HUBS)			
ITEM	PART NO	DESCRIPTION	QTY	ITEM	PART NO	DESCRIPTION	QTY
1	199350 01	OUTER PULLEY HUB	1				
2	198270 01	OUTER REAR PULLEY	1				
3	SCEA08353	CSK SCREW	12				
4	WSH-0012	PLAIN WASHER	12				
5	NUT-0263	NYLOC NUT	12				
6	ORA300750	O RING	1				
7	198274 02	SPIGOT	3				
8	SCW-4528	GRUB SCREW	1				
9	199410 01	INNER PULLEY HUB	1				
10	198271 01	INNER PULLEY	1				
11	190119 11	WASHER	3				
12	WSH-0061	SPRING WASHER	3				
13	HSS-0191	SETSCREW	3				
14	NIP-00620	GREASE NIPPLE	1				
15	BRG-19500N	BEARING	1				
16	194970 01	STATIC CAM	1				
17	291809 01	BUSH (2021 & ON)	3				
OR	BSHD02056	BUSH (UPTO 2021)	3				
18	ORA120080	O RING	1				
19	SCW-0133	CAP HEAD SCREW	3				
20	WSH-0058	SPRING WASHER	3				
21	SEE DRIVE SUB	STATIC CAM ARM	1				
22	197465 01	CAM ARM SPACER	1				

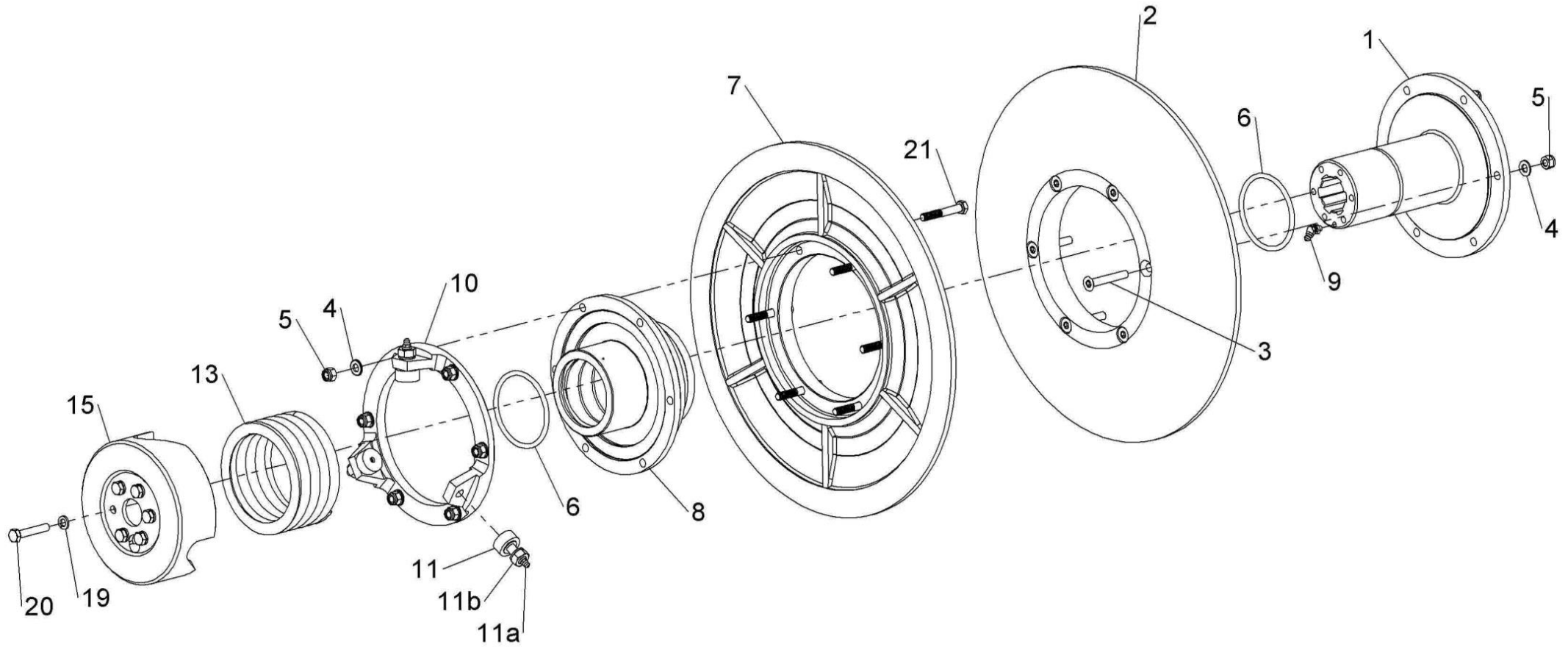


KIT-01386



**Shelbourne Reynolds Engineering Limited**

ASSY NUMBER: KIT-01399				ASSY DESCRIPTION: ROTOR PULLEY ASSY (2017-2021)			
ITEM	PART NO	DESCRIPTION	QTY	ITEM	PART NO	DESCRIPTION	QTY
1	199349 01	INNER PULLEY HUB	1				
2	198269 01	INNER FRONT PULLEY	1				
3	SCEA08353	CSK.SOC HD SCREW	6				
4	WSH-0012	PLAIN WASHER	12				
5	NUT-0263	NYLOC NUT	12				
6	ORA300750	O RING	2				
7	198268 01	OUTER FRONT PULLEY	1				
8	199409 01	OUTER PULLEY HUB	1				
9	NIP-00610	GREASE NIPPLE	1				
10	199407 01	CAM FOLLOWER BRACKET	1				
11	197640 01	CAM FOLLOWER BEARING ASSY	3				
11a	KIT-01428	SPARE GREASE ZERK/NIPPLE KIT					
11b	KIT-01432	SPARE NUT & WASHER KIT					
12							
13	SPGC00047	SPRING (RED)	1				
14							
15	199408 01	FIXED CAM (45°)	1				
16							
17							
18							
19	WSH-0058	SPRING WASHER	6				
20	HSSA08380	SETSCREW (2018 & ON)	6				
OR	HSS-0155	SETSCREW (UP TO 2018)	6				
21	BLTA08350	HEX HEAD BOLT	6				



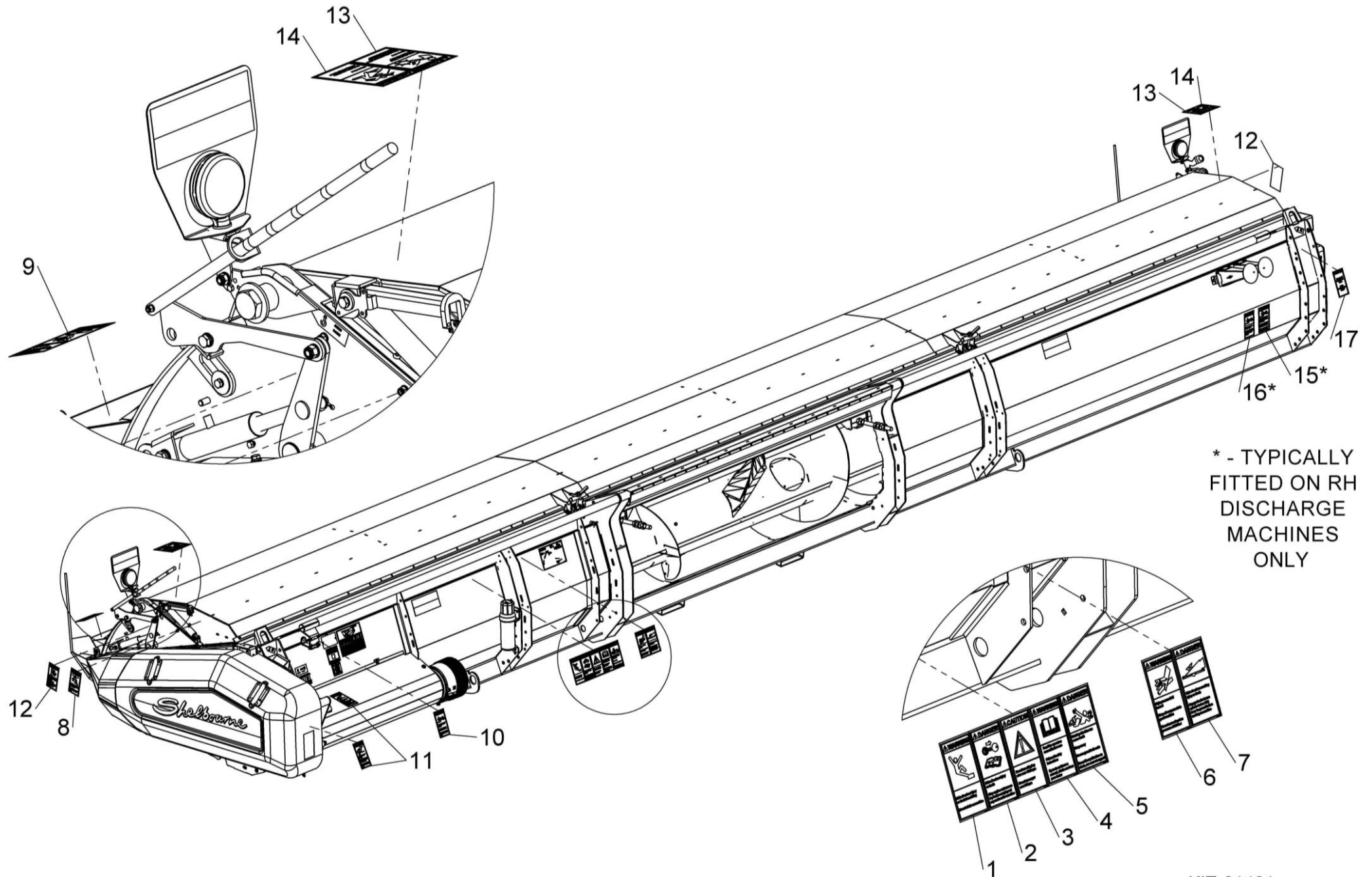
KIT-01399





**Shelbourne Reynolds Engineering Limited**

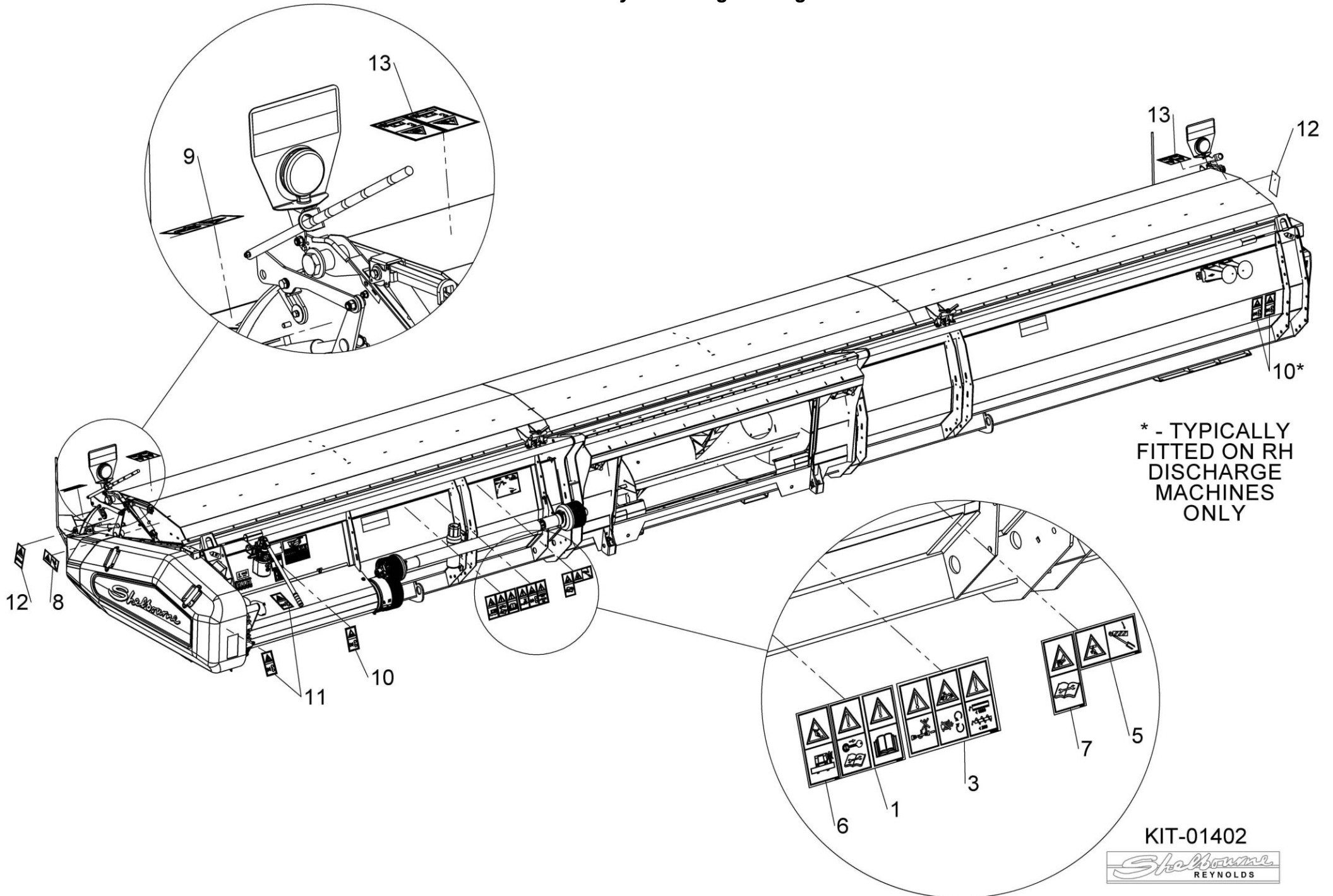
ASSY NUMBER: KIT-01401				ASSY DESCRIPTION: SAFETY DECAL KIT NORTH AMERICA			
ITEM	PART NO	DESCRIPTION	QTY	ITEM	PART NO	DESCRIPTION	QTY
1	198835 01	EMBLEM - DO NOT CLIMB	1				
2	198840 01	EMBLEM - STOP ENGINE	1				
3	198838 01	EMBLEM - SPEED RESTRICTION	1				
4	199011 01	EMBLEM - READ OPS MANUAL	1				
5	198842 01	EMBLEM - ROTATING DRIVE LINE	1				
6	198832 01	EMBLEM - HIGH PRESSUE FLUID	1				
7	198844 01	EMBLEM - RISK OF CRUSHING	1				
8	198843 01	EMBLEM - HOOD LOCK	1				
9	198836 01	EMBLEM - CROP DEFLECTOR LOCK	1				
10	198839 01	EMBLEM - AUGER	1				
11	198837 01	EMBLEM - MOVING PARTS UNDER	2				
12	198833 01	EMBLEM - CROP DEFLECTOR HAND	2				
13	198841 01	EMBLEM - ROTOR KEEP AWAY	2				
14	198834 01	EMBLEM - STAND CLEAR ROTOR	2				
15	291880 01	EMBLEM - AUGER UNDER COVER	1				
16	291881 01	EMBLEM - AUGER NO COVER	1				
17	291968 01	EMBLEM - P65	1				



KIT-01401

**Shelbourne Reynolds Engineering Limited**

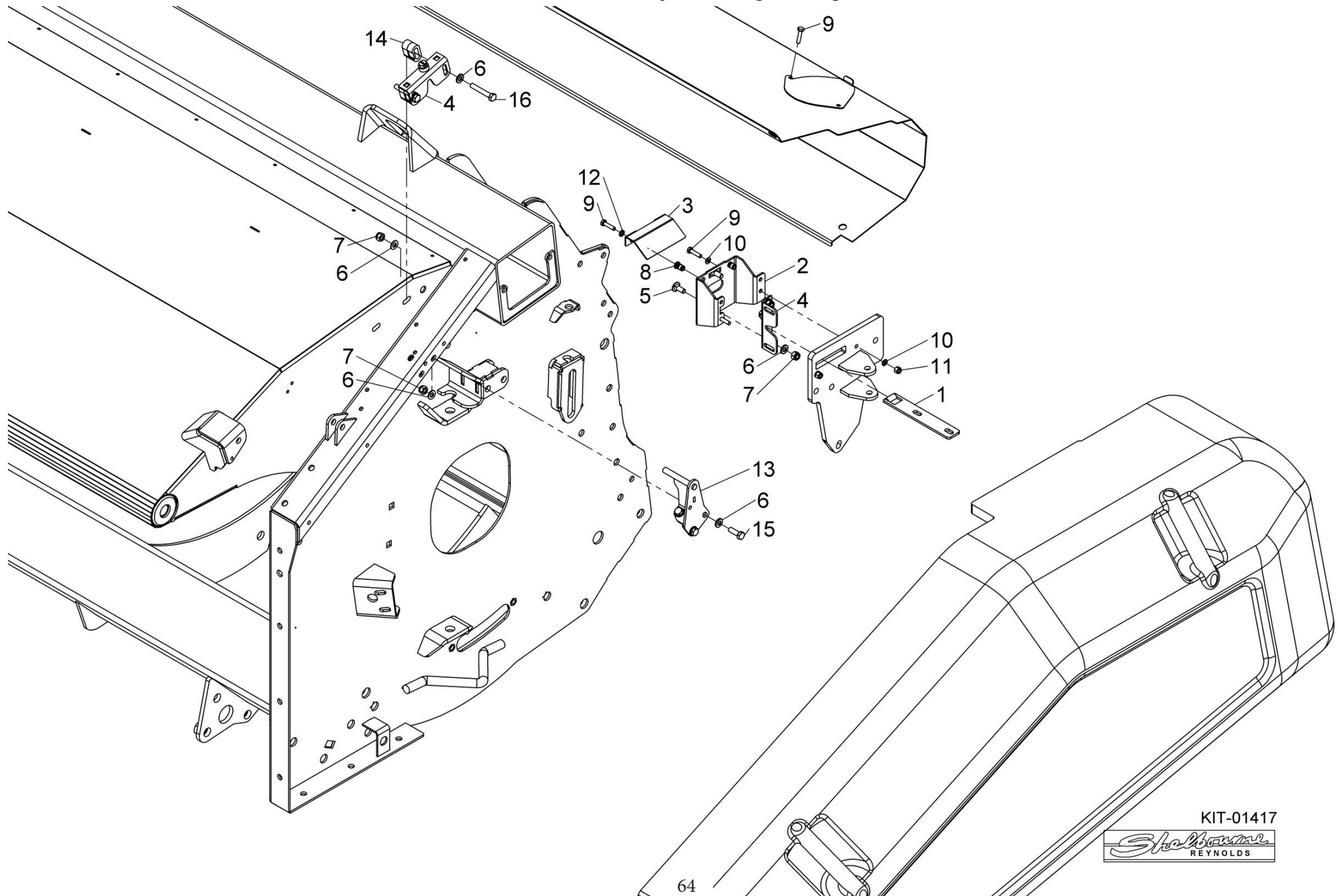
ASSY NUMBER: KIT-01402				ASSY DESCRIPTION: SAFETY DECAL KIT ISO			
ITEM	PART NO	DESCRIPTION	QTY	ITEM	PART NO	DESCRIPTION	QTY
1	TNF-0011	EMBLEM - SAFETY MAINTENANCE	1				
2		OPERATORS MANUAL					
3	TNF-0012	EMBLEM - PTO GUARDS	1				
4		ROTOR/AUGER SPEED					
		PTO CHAIN					
5	210435 01	EMBLEM - FEEDER HOUSE LOCK	1				
6	198847 01	EMBLEM - CLIMBING	1				
7	198846 01	EMBLEM - HIGH PRESSURE OIL	1				
8	210435 01	EMBLEM - HOOD LOCK	1				
9	198845 01	EMBLEM - CROP DEFLECTOR LOCK	1				
10	193393 01	EMBLEM - AUGER	3				
11	193392 01	EMBLEM - MOVING PARTS UNDER	2				
12	800215 01	EMBLEM - CROP DEFLECTOR HAND	2				
13	TNF-0010	EMBLEM - FLYING OBJECTS	2				
14		ROTOR ENTANGLEMENT					



**Shelbourne Reynolds Engineering Limited**

ASSY NUMBER: KIT-01417				ASSY DESCRIPTION: CE AREA KIT (XCV)			
ITEM	PART NO	DESCRIPTION	QTY	ITEM	PART NO	DESCRIPTION	QTY
1	290647 01	SLAM LATCH CATCH	1				
2	290635 01	SLAM LATCH MOUNTING	1				
3	290636 01	COVER PLATE	1			REMOVE REAR GUARD THUMB SCREW	
4	LTC-00040	SLAM LATCH	2			AND REPLACE WITH ITEM 5	
5	BLT-4710	COACH BOLT	2				
6	WSH-0012	PLAIN WASHER	12			REMOVE TOP GUARD LOCATING	
7	NUT-0263	NYLOC NUT	7			PLATE AND REPLACE WITH ITEM 1	
8	NUTA13060	NUTSERT	2				
9	HSS-0088	SETSCREW	5			TRIM TOP CORNER FROM GUARD	
10	WSH-0009	PLAIN WASHER	4			SLAM LATCH	
11	NUT-0260	NYLOC NUT	2				
12	WSH-0056	SPRING WASHER	2				
13	290570 01	SLAM LATCH PIN	1				
14	290738 01	SLAM LATCH SPACER	2				
15	HSS-0145	SETSCREW	3				
16	HSS-0157	SETSCREW	2				



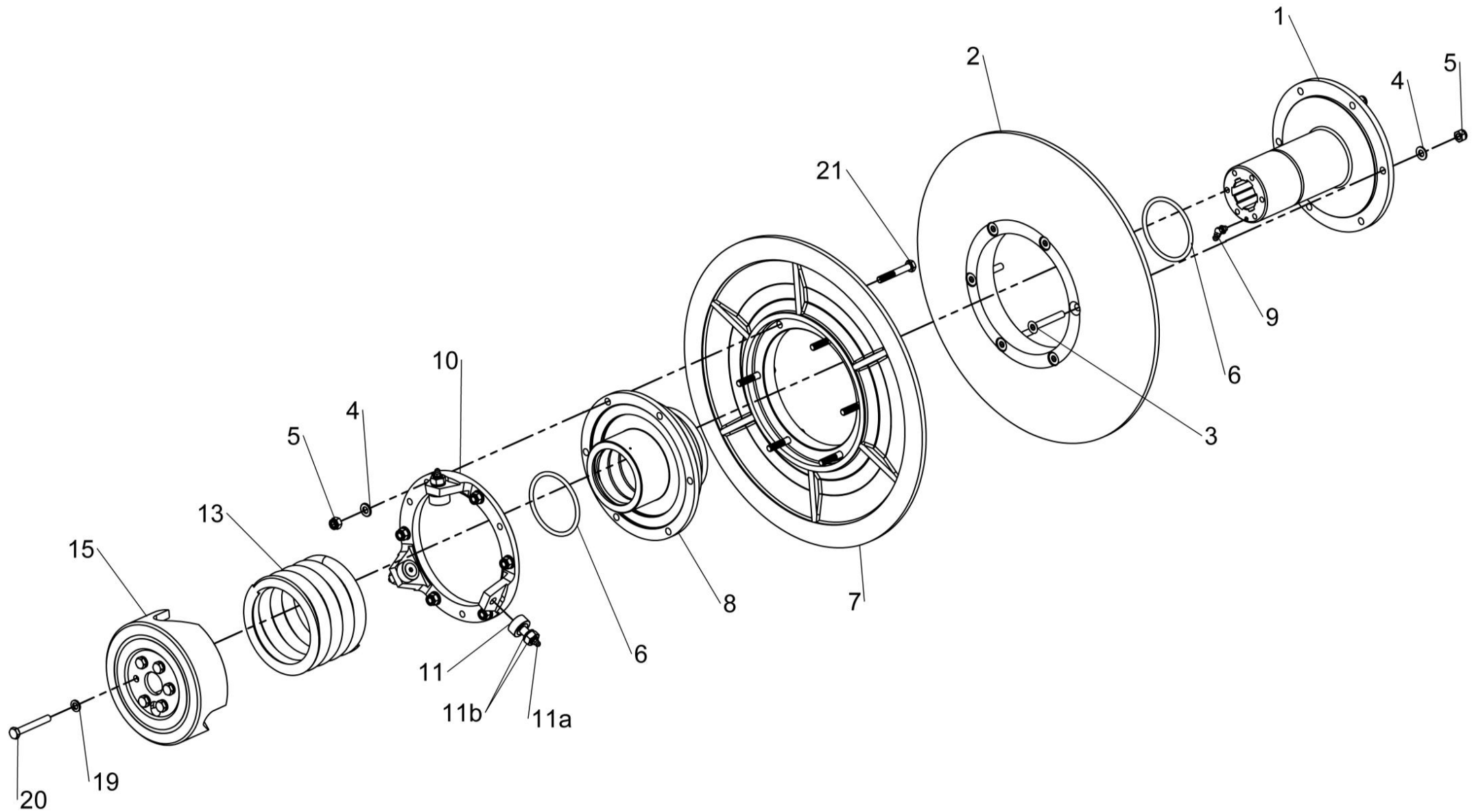


KIT-01417

*Shelbourne*  
REYNOLDS

**Shelbourne Reynolds Engineering Limited**

ASSY NUMBER: KIT-01445				ASSY DESCRIPTION: ROTOR PULLEY ASSY (2022 & ON)			
ITEM	PART NO	DESCRIPTION	QTY	ITEM	PART NO	DESCRIPTION	QTY
1	199349 01	INNER PULLEY HUB	1				
2	198269 01	INNER FRONT PULLEY	1				
3	SCEA08353	CSK.SOC HD SCREW	6				
4	WSH-0012	PLAIN WASHER	12				
5	NUT-0263	NYLOC NUT	12				
6	ORA300750	O RING	2				
7	198268 01	OUTER FRONT PULLEY	1				
8	199409 01	OUTER PULLEY HUB	1				
9	NIP-00610	GREASE NIPPLE	1				
10	292316 01	CAM FOLLOWER BRACKET	1				
11	197640 01	CAM FOLLOWER BEARING ASSY	3				
11a	KIT-01428	SPARE GREASE ZERK/NIPPLE KIT					
11b	KIT-01432	SPARE NUT & WASHER KIT					
12							
13	SPGC00047	SPRING (RED)	1				
14							
15	292315 01	FIXED CAM (45°)	1				
16							
17							
18							
19	WSH-0058	SPRING WASHER	6				
20	HSSA08380	SETSCREW (2018 & ON)	6				
21	BLTA08350	HEX HEAD BOLT	6				

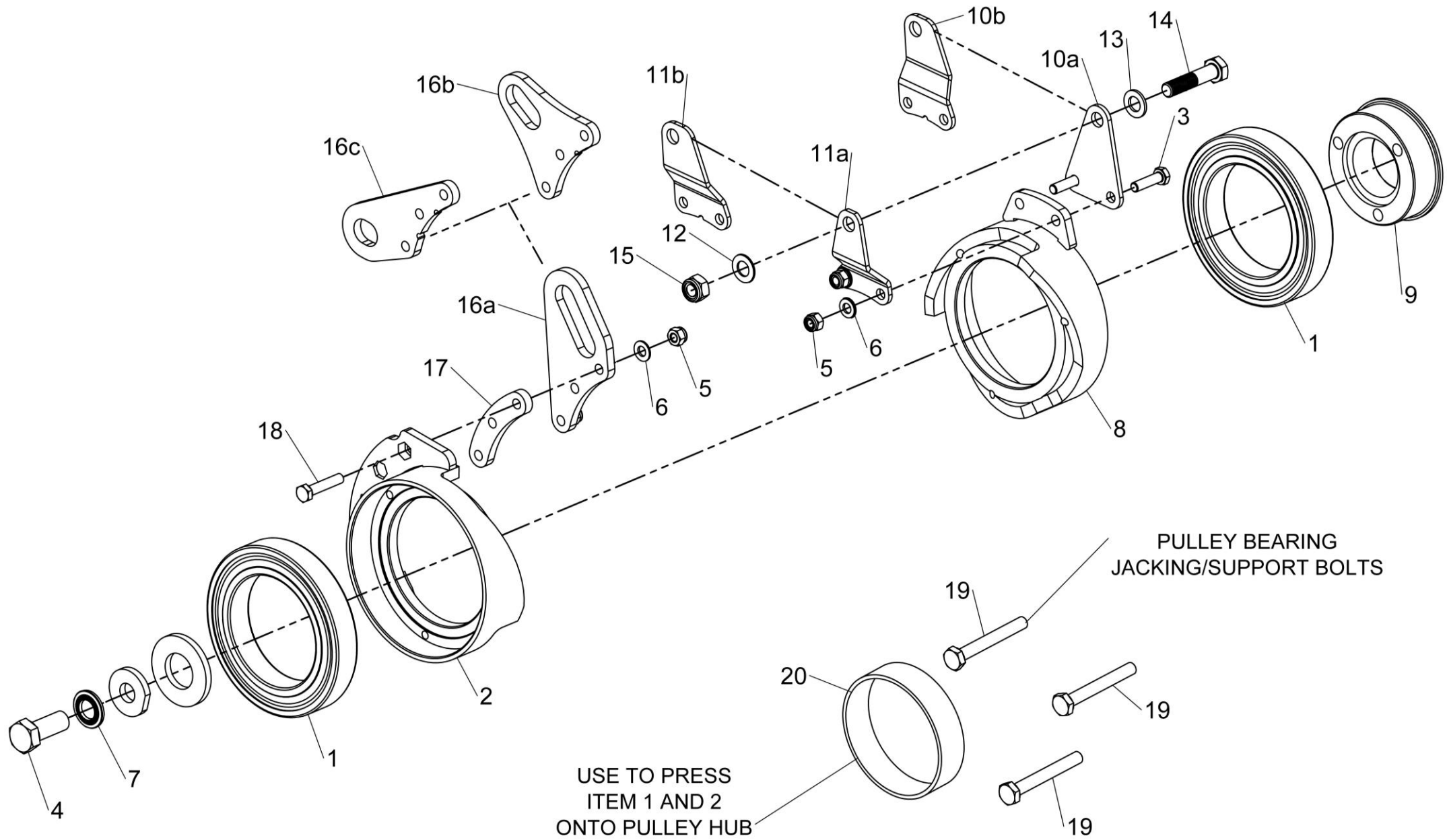


KIT-01445



## Shelbourne Reynolds Engineering Limited

ASSY NUMBER: KIT-01454				ASSY DESCRIPTION: VS DRIVE CAM & BEARING KIT, ALL YEARS			
ITEM	PART NO	DESCRIPTION	QTY	ITEM	PART NO	DESCRIPTION	QTY
1	BRG-19500NC3	BEARING	2	20	292804 01	PRESS RING	1
2	292733 01	STATIC CAM W/A	1	<div style="border: 1px solid black; padding: 10px;"> <p style="text-align: center;"><b>FOR ASSEMBLY INFORMATION</b></p> <p style="text-align: center;"><b>SEE VS DRIVE CAM &amp; BEARING INSTRUCTIONS.</b></p> <p style="text-align: center;"><b>INSTRUCTIONAL VIDEO CAN BE FOUND AT</b></p> <p style="text-align: center;"><a href="http://www.shelbourne.com">www.shelbourne.com</a></p> <p style="text-align: center;"><b>TIPS TO ASSIST IDENTIFYING YOUR MACHINE MODEL AND YEAR:</b></p> <p>XCV- SPRUNG, PIVOTING ADAPTOR PLATE WITH GAUGE WHEELS AT REAR OF HEADER.</p> <p>CVS &amp; RVS - BOLTED ADAPTOR PLATE, BRACING TUBE ACROSS TOP OF MACHINE.</p> <p>LOCATE SERIAL NUMBER ON THE REAR LH OR RH END OF THE MACHINE.</p> <p style="text-align: center;"><b>7 DIGIT SERIAL NUMBERS 2000-2009</b></p> <p style="text-align: center;">EXAMPLE '2122843'</p> <p>1<sup>ST</sup> 2<sup>ND</sup> &amp; 3<sup>RD</sup> DIGITS ARE FACOTRY BUILD NUMBERS, 4<sup>TH</sup> &amp; 5<sup>TH</sup> IS THE SIZE OF MACHINE IN FEET (28'), 6<sup>TH</sup> DIGIT IS A FACTORY MACHINE TYPE NUMBER &amp; 7<sup>TH</sup> DIGIT IS YEAR OF MANUFACTURE (2003).</p> <p style="text-align: center;"><b>11 DIGIT SERIAL NUMBERS 2010 AND ON</b></p> <p style="text-align: center;">EXAMPLE 'XCV42198964'</p> <p>1<sup>ST</sup>, 2<sup>ND</sup> &amp; 3<sup>RD</sup> LETTERS SHOW THE TYPE OF MACHINE (XCV), 4<sup>TH</sup> &amp; 5<sup>TH</sup> DIGITS SHOW THE MACHINE SIZE (42'), 6<sup>TH</sup> &amp; 7<sup>TH</sup> DIGIT SHOW THE MODEL YEAR (2019), REMAINING DIGITS ARE FACTORY BUILD NUMBERS.</p> </div>			
3	HSS-0150	HEX HD SET SCREW	2				
4	HSS-0316	HEX HD SET SCREW	1				
5	NUT-0263	NYLOC NUT	5				
6	WSH-0012	PLAIN WASHER	5				
7	WSHA30161	LOCKWASHER	1				
8	292704 01	ACTUATOR CAM W/A	1				
9	292695 01	BEARING BOSS	1				
10a	292709 01	ACTUATOR BRKT	1				
		<b>XCV 2012 AND ON (ALL YEARS) &amp; CVS 2018 &amp; ON (PRE-ASSEMBLED)</b>					
OR							
10b	292740 02	RH ACTUATOR BRKT (1 NOTCH)	1				
		<b>CVS &amp; RVS 2001-2017</b>					
11a	292710 01	FOLDED ACTUATOR BRKT	1				
		<b>XCV 2012 AND ON (ALL YEARS) &amp; CVS 2018 &amp; ON (PRE-ASSEMBLED)</b>					
OR							
11b	292740 01	LH ACTUATOR BRKT (1 NOTCH)	1				
		<b>CVS &amp; RVS 2001-2017</b>					
12	WSH-0019	PLAIN WASHER	1				
13	WSH-0018	PLAIN WASHER	1				
14	BLTA12350	HEX HD BOLT	1				
15	NUT-0270	NYLOC NUT	1				
16a	292737 01	BOLT ON STATIC CAM PLATE					
		<b>XCV 2012 AND ON (ALL YEARS) &amp; CVS 2018 &amp; ON (PRE-ASSEMBLED)</b>					
OR							
16b	292739 01	BOLT ON STATIC CAM (1 NOTCH)	1				
		<b>CVS &amp; RVS 2007-2017</b>					
		<b>CVS &amp; RVS 2001-2006, WITHOUT ROTOR GEARBOX</b>					
OR							
16c	292741 01	STATIC CAM PLATE (2 NOTCHES)	1				
		<b>CVS &amp; RVS 2001-2006, WITH ROTOR GEARBOX</b>					
17	292736 01	3 BOLT SPACER	1				
18	HSS-0153	HEX HD SET SCREW	3				
19	HSSA10500	HEX HD SET SCREW	3				



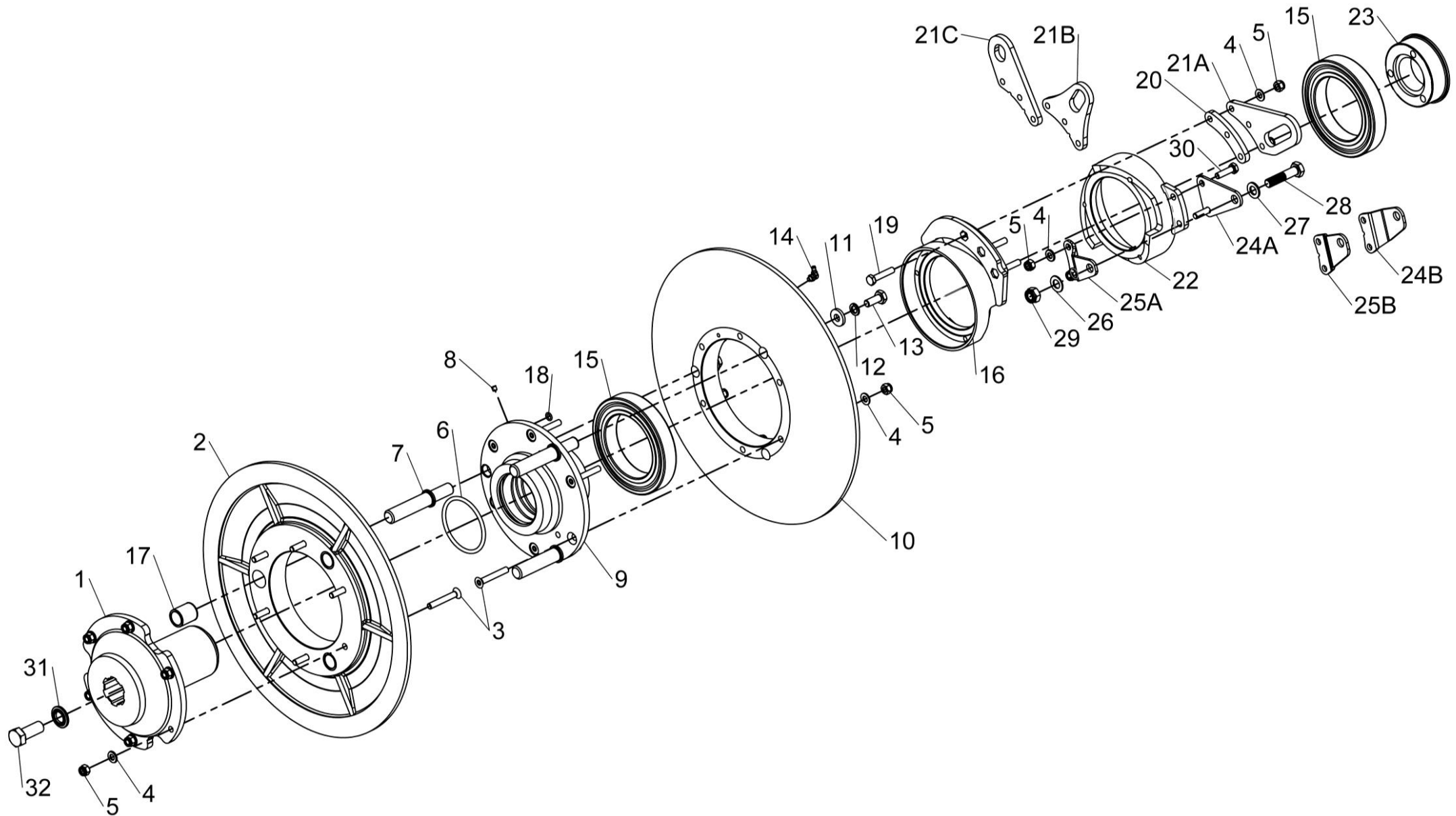
KIT-01454





## Shelbourne Reynolds Engineering Limited

ASSY NUMBER:   KIT-01463				ASSY DESCRIPTION:   REAR PULLEY ASSY & ACTUATOR CAM KIT			
ITEM	PART NO	DESCRIPTION	QTY	ITEM	PART NO	DESCRIPTION	QTY
1	199350 01	OUTER PULLEY HUB	1	25a	292710 01	FOLDED ACTUATOR BRKT	1
2	198270 01	OUTER REAR PULLEY	1	or	292740 01	<b>XCV 2012 AND ON (ALL YEARS) &amp; CVS 2018 &amp; ON (PRE-ASSEMBLED)</b> RH ACTUATOR BRKT (1 NOTCH)	1
3	SCEA08353	CSK SCREW	12				
4	WSH-0012	PLAIN WASHER	17	25b			
5	NUT-0263	NYLOC NUT	17	26	WSH-0019	PLAIN WASHER	1
6	ORA300750	O RING	1	27	WSH-0018	PLAIN WASHER	1
7	198274 01	SPIGOT	3	28	BLTA12350	HEX HD BOLT	1
8	SCW-4528	GRUB SCREW	1	29	NUT-0270	NYLOC NUT	1
9	199410 01	INNER PULLEY HUB	1	30	HSS-0150	SETSCREW	2
10	198271 01	INNER PULLEY	1	31	WSHA30161	LOCKWASHER	1
11	190119 11	WASHER	3	32	HSS-0316	SETSCREW	1
12	WSH-0061	SPRING WASHER	3	<div>TIPS TO ASSIST IDENTIFYING YOUR MACHINE MODEL AND YEAR:  XCV- SPRUNG, PIVOTING ADAPTOR PLATE WITH GAUGE WHEELS AT REAR OF HEADER. CVS &amp; RVS - BOLTED ADAPTOR PLATE, BRACING TUBE ACROSS TOP OF MACHINE.  LOCATE SERIAL NUMBER ON THE REAR LH OR RH END OF THE MACHINE.  7 DIGIT SERIAL NUMBERS 2000-2009 EXAMPLE '2122843' 1<sup>ST</sup> 2<sup>ND</sup> &amp; 3<sup>RD</sup> DIGITS ARE FACOTRY BUILD NUMBERS, 4<sup>TH</sup> &amp; 5<sup>TH</sup> IS THE SIZE OF MACHINE IN FEET (28'), 6<sup>TH</sup> DIGIT IS A FACTORY MACHINE TYPE NUMBER &amp; 7<sup>TH</sup> DIGIT IS YEAR OF MANUFACTURE (2003).  11 DIGIT SERIAL NUMBERS 2010 AND ON EXAMPLE 'XCV42198964' 1<sup>ST</sup>, 2<sup>ND</sup> &amp; 3<sup>RD</sup> LETTERS SHOW THE TYPE OF MACHINE (XCV), 4<sup>TH</sup> &amp; 5<sup>TH</sup> DIGITS SHOW THE MACHINE SIZE (42'), 6<sup>TH</sup> &amp; 7<sup>TH</sup> DIGIT SHOW THE MODEL YEAR (2019), REMAINING DIGITS ARE FACTORY BUILD NUMBERS.</div>			
13	HSS-0191	SETSCREW	3				
14	NIP-00620	GREASE NIPPLE	1				
15	BRG-19500NC3	BEARING	2				
16	292733 01	STATIC CAM	1				
17	291809 01	BUSH	3				
18	ORA120080	O RING	1				
19	HSS-0153	SETSCREW	3				
20	292736 01	CAM ARM SPACER	1				
21a	292737 01	BOLT ON STATIC CAM PLATE	1				
or	292739 01	<b>XCV 2012 AND ON (ALL YEARS) &amp; CVS 2018 &amp; ON (PRE-ASSEMBLED)</b>	1				
		BOLT ON STATIC CAM (1 NOTCH)					
or	292741 01	<b>CVS &amp; RVS 2007-2017</b>	1				
		<b>CVS &amp; RVS 2001-2006, WITHOUT ROTOR GEARBOX</b>					
21c		STATIC CAM PLATE (2 NOTCHES)					
		<b>CVS &amp; RVS 2001-2006, WITH ROTOR GEARBOX</b>					
22	292704 01	ACTUATOR CAM W/A	1				
23	292695 01	BEARING BOSS	1				
24a	292709 01	ACTUATOR BRKT	1				
or	292740 02	<b>XCV 2012 AND ON (ALL YEARS) &amp; CVS 2018 &amp; ON (PRE-ASSEMBLED)</b>	1				
		RH ACTUATOR BRKT (1 NOTCH)					
24b		<b>CVS &amp; RVS 2001-2017</b>					

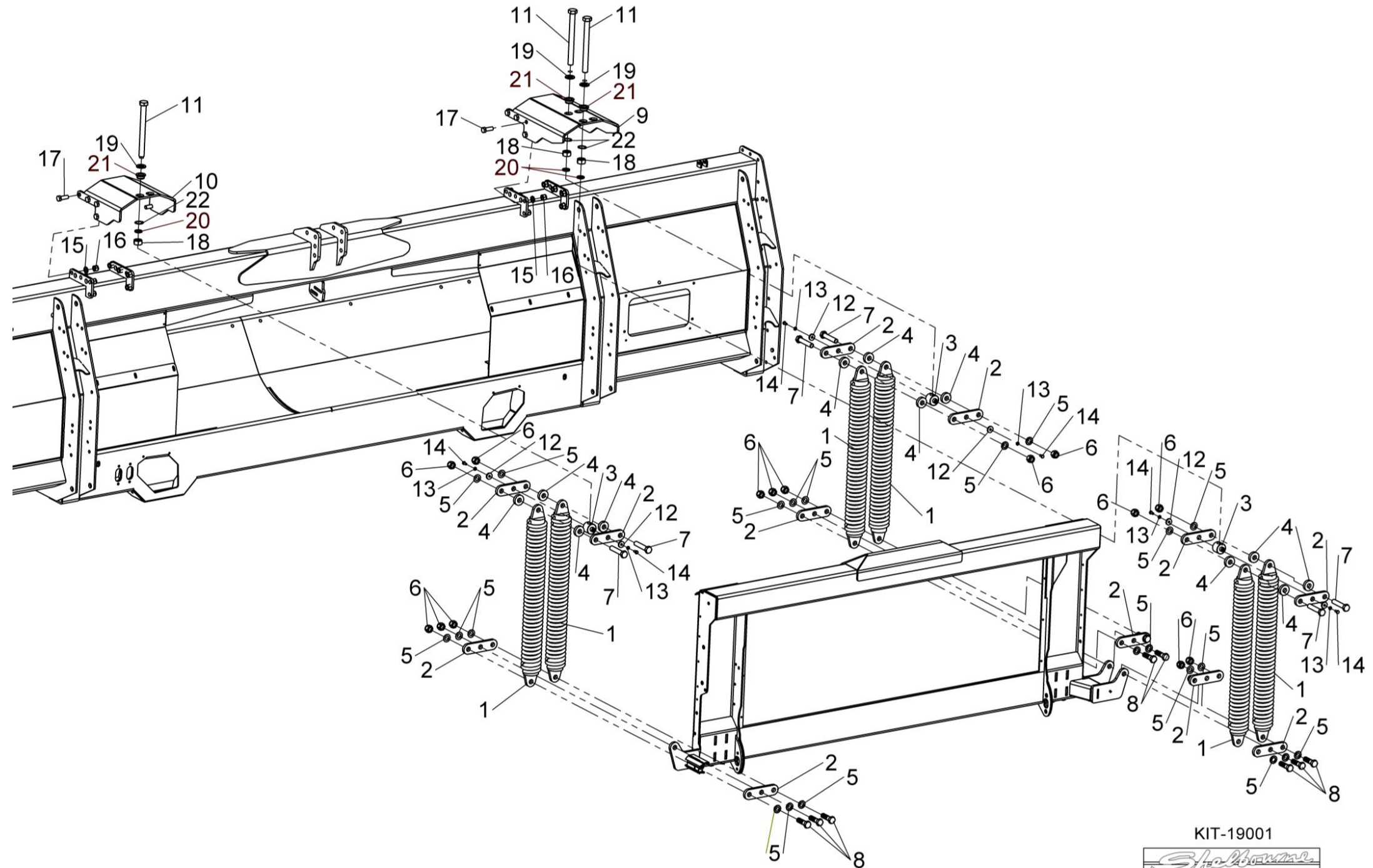


KIT-01463  
KIT-01463A



**Shelbourne Reynolds Engineering Limited**

ASSY NUMBER: KIT-19001				ASSY DESCRIPTION: SPRING TILT KIT			
ITEM	PART NO	DESCRIPTION	QTY	ITEM	PART NO	DESCRIPTION	QTY
1	198659 01	TILT SPRING	6				
2	198645 01	SPRING MOUNTING PLATE	12				
3	199670 01	SPRING ADJ BUSH (2014 & ON)	3				
OR	198646 01	SPRING ADJ BUSH (UPTO 2014)	3				
4	190548 98	SPACER	12				
5	WSH-0030	PLAIN WASHER	24				
6	NUTA02200	NYLOC NUT	15				
7	BLTA20560	BOLT	6				
8	BLT-2367	BOLT	9				
9	293543 01	TOP MOUNTING RH (2024 & ON)	1				
OR	199624 01	TOP MOUNTING RH (2014-2023)	1				
OR	198647 01	TOP MOUNTING RH (PRE 2014)	1				
10	293544 01	TOP MOUNTING LH (2024 & ON)	1				
OR	199623 01	TOP MOUNTING LH (2014-2023)	1				
OR	198648 01	TOP MOUNTING LH (UPTO 2014)	1				
11	HSSA24950	SET SCREW (2014 & ON)	3				
OR	HSSA20930	SET SCREW (UPTO 2014)	3				
12	190548 29	WASHER	6				
13	WSH-0058	SPRING WASHER	6				
14	HSS-0135	BOLT	6				
15	WSH-0024	PLAIN WASHER FORM A	16				
16	NUT-0271	NYLOC NUT	16				
17	HSS-0317	SET SCREW	16				
18	NUT-0190	PLAIN NUT (2014 & ON)	3				
OR	NUT-0185	PLAIN NUT (PRE 2014)	3				
19	WSH-0036	WASHER (2014 & ON)	3				
20	190548 62	WASHER (2014 & ON)	3				
21	199621 01	TOP HAT BUSH (2014 & ON)	3				
22	CIR020034	CIRCLIP (2014 & ON)	3				
23							
24	KIT-19035	TWIN SPRING SUB ASSY (ITEMS 1-8 & 12-14)					



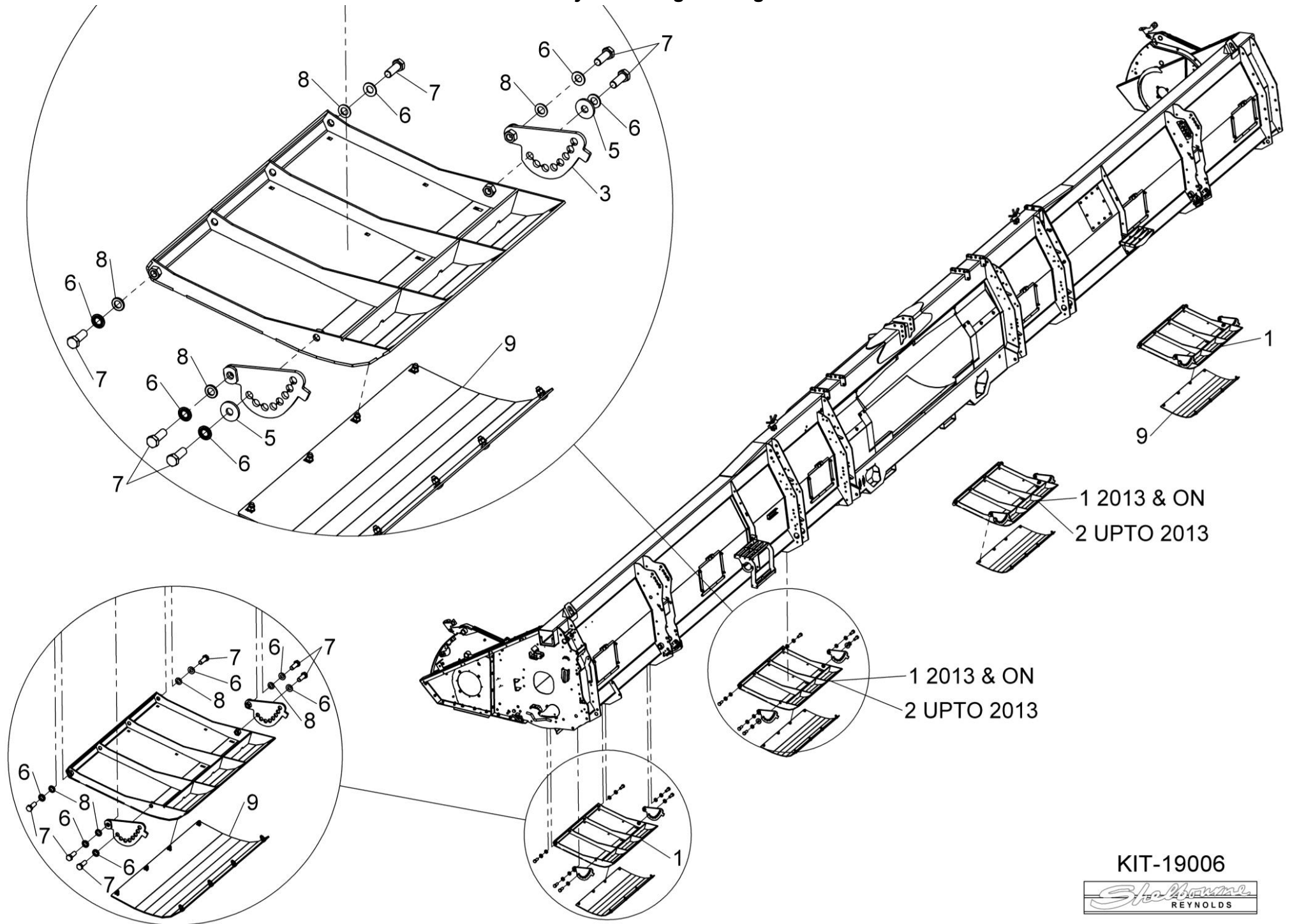
KIT-19001



**Shelbourne Reynolds Engineering Limited**

ASSY NUMBER: KIT-19006				ASSY DESCRIPTION: SKID KIT			
ITEM	PART NO	DESCRIPTION	QTY	ITEM	PART NO	DESCRIPTION	QTY
1	194395 01	SKID ASSY (2013 & ON)	4				
OR	194395 01	SKID ASSY (UPTO 2013)	2				
2	198703 01	SKID W/A (UPTO 2013)	2				
3	193828 01	SKID ADJUSTER LH	4				
4	193828 02	SKID ADJUSTER RH	4				
5	190119 07	WASHER (UPTO 2015)	8				
6	WSHA30161	LOCK WASHER (2019 & ON)	24				
OR	WSH-0070	SPRING WASHER (UP TO 2019)	24				
7	HSS-0317	SETSCREW	24				
8	WSH-0024	PLAIN WASHER (2015-2018)	24				
OR	WSH-0024	PLAIN WASHER (UPTO 2015)	16				
9	KIT-19114	STAINLESS SKID COVER KIT	A/R				
		<b>SEE KIT-19114 PAGE</b>					
		<b>FOR PARTS BREAKDOWN</b>					



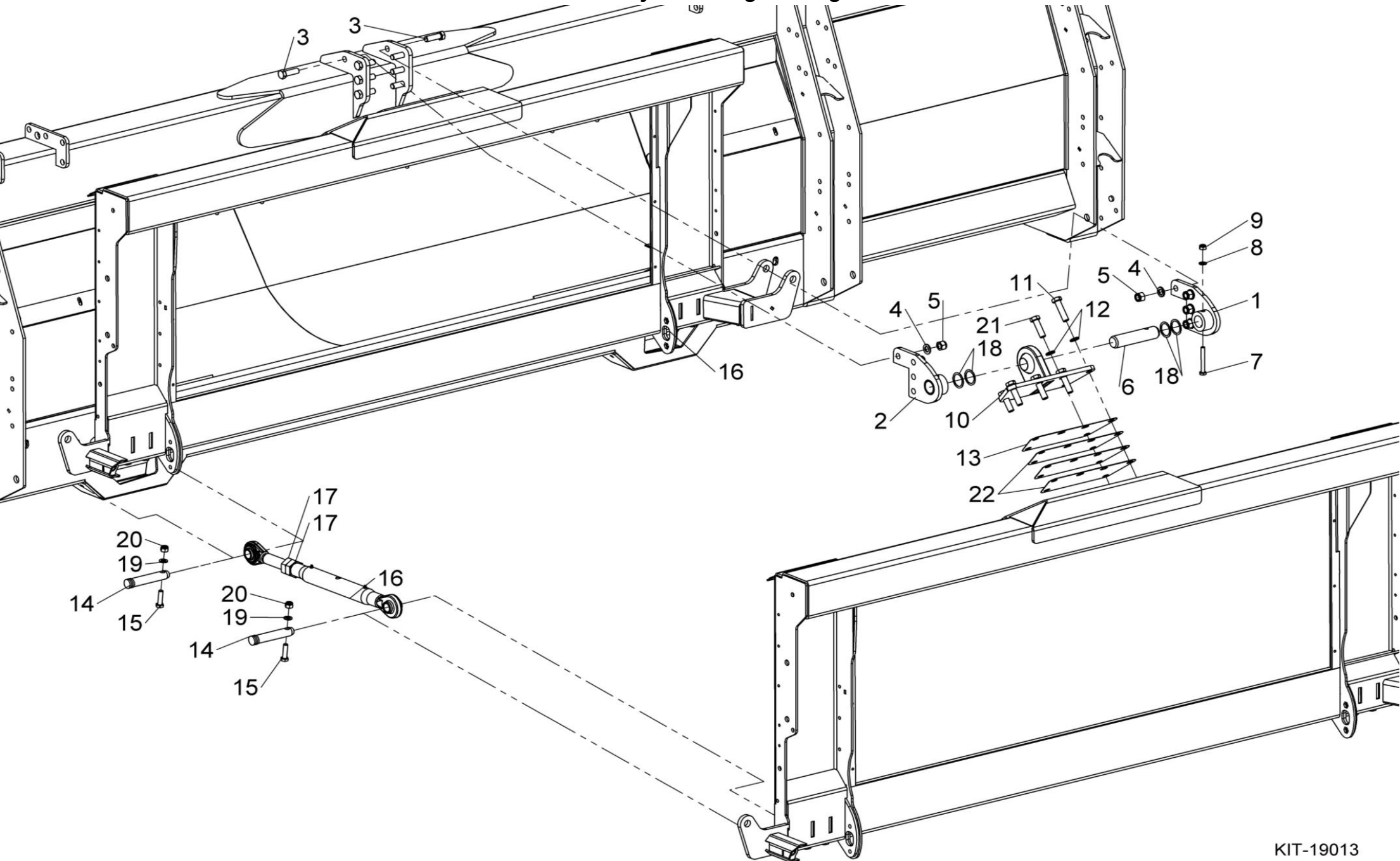


KIT-19006



**Shelbourne Reynolds Engineering Limited**

ASSY NUMBER: KIT-19013 & KIT-19043				ASSY DESCRIPTION: TILTING ADAPTOR PLATE KIT			
ITEM	PART NO	DESCRIPTION	QTY	ITEM	PART NO	DESCRIPTION	QTY
1	198371 01	HEADER PIVOT PLATE (KIT-19013)	1				
OR	290694 01	HEADER PIVOT PLATE (KIT-19043) (AGCO, GLEANER, MF, CHALLENGER 2018 & ON ONLY)	1				
2	198371 02	HEADER PIVOT PLATE (KIT-19013)	1				
OR	290694 02	HEADER PIVOT PLATE (KIT-19043) (AGCO, GLEANER, MF, CHALLENGER 2018 & ON ONLY)	1				
3	HSS-0318	SETSCREW	8				
4	WSH-0024	PLAIN WASHER	8				
5	NUT-0271	NYLOC NUT	8				
6	198592 01	HEADER PIVOT PIN	1				
7	BLTA10500	HEX HD BOLT	1				
8	WSH-0015	PLAIN WASHER	1				
9	NUT-0265	NYLOC NUT	1				
10	198367 01	HEADER PIVOT W/A (KIT-19013)	1				
OR	290695 01	HEADER PIVOT W/A (KIT-19043) (AGCO, GLEANER, MF, CHALLENGER 2018 & ON ONLY)	1				
11	HSS-0322	SETSCREW	4				
12	WSH-0070	SPTING WASHER	6				
13	198529 02	PACKER PLATE (5mm) (NOT AGCO)	1				
14	21708006	TOP LINK PIN (CAT II)	4				
15	BLTA12290	HEX HD BOLT	4				
16	ADL-11585	TOP LINK ASSY (2017 & ON)	2				
OR	ADL-11590	TOP LINK ASSY (2014-2016)	2				
OR	ADL-11550	TOP LINK ASSY (UPTO 2014)	2				
17	NUT-1127	NUT (2017 & ON, INC IN ITEM 16)	4				
OR	NUT-1127	NUT (2014-2016)	4				
OR	20801026	NUT (UPTO 2014)	2				
18	198800 30	WASHER	A/R				
19	WSH-0018	PLAIN WASHER	4				
20	NUT-0269	NYLOC NUT	4				
21	HSS-0319	SETSCREW	2				
22	198529 01	PACKER PLATE (1mm)	A/R				



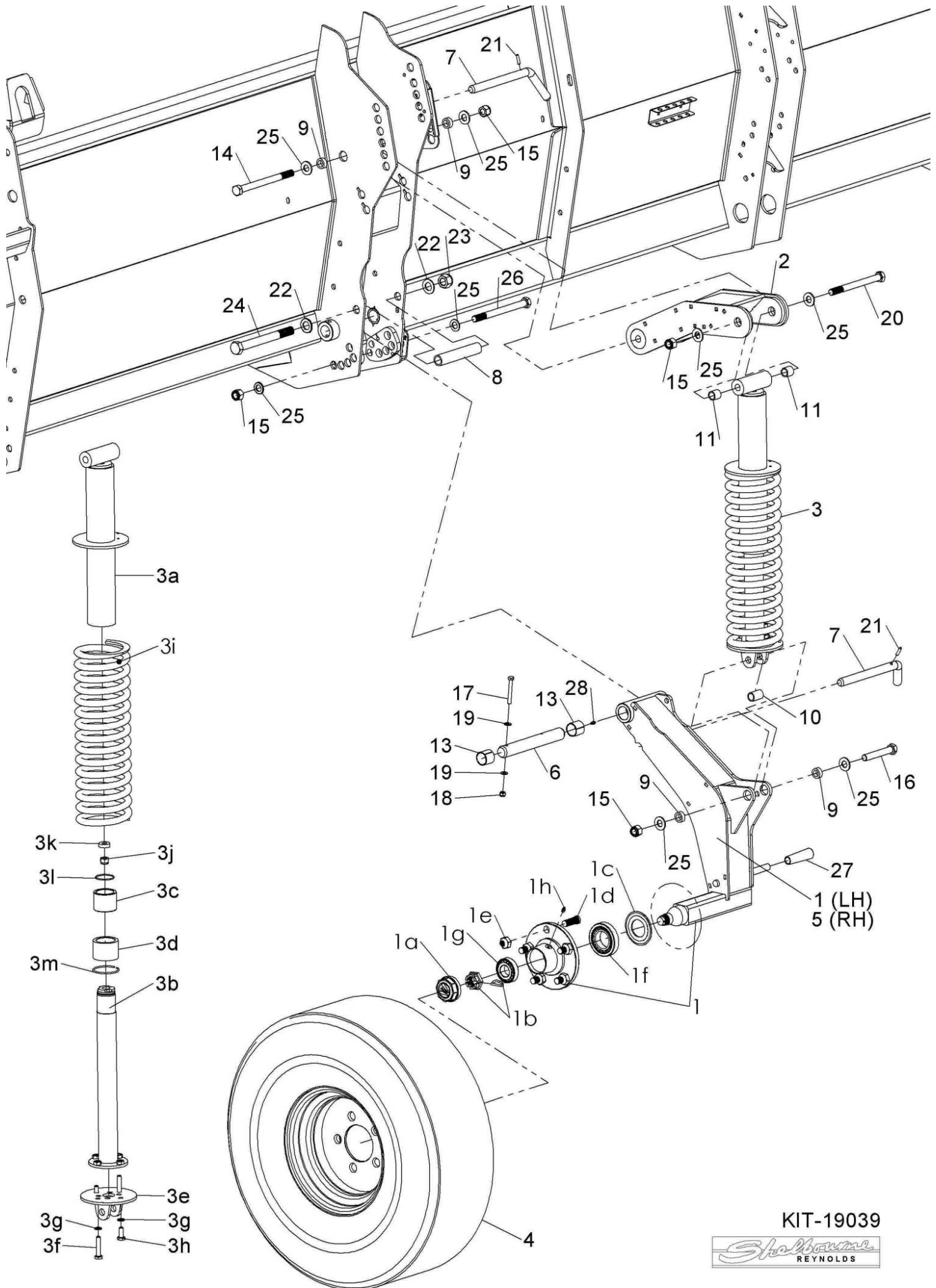
KIT-19013



## Shelbourne Reynolds Engineering Limited

ASSY NUMBER: KIT-19039				ASSY DESCRIPTION: GAUGE WHEEL KIT (2018 & ON)			
ITEM	PART NO	DESCRIPTION	QTY	ITEM	PART NO	DESCRIPTION	QTY
1	290260 01	AXLE & ARM W/A	1	10	199457 01	SPACER TUBE	2
1a	AXL-10035	HUB CAP	(1)	11	193735 03	SPACER	4
1b	AXL-12591	CROWN NUT & SPRING CLIP	(1)	12			
1c	AXL-12010	OIL SEAL	(1)	13	BSH-3030	BUSH PLAIN	4
1d	AXL-15501	STUD	(5)	14	BLT-2350	BOLT	2
1e	AXL-12525	WHEEL NUT	(5)	15	NUT-0271	NYLOC NUT	8
1f	BRG-14540	INNER BEARING	(1)	16	BLT-2320	BOLT	2
1g	BRG-13040	OUTER BEARING	(1)	17	BLTA08410	BOLT	2
1h	NIP-00800	GREASE NIPPLE	(1)	18	NUT-0263	NYLOC NUT	2
2	199861 01	TOP ARM W/A	2	19	WSH-0012	PLAIN WASHER	4
3	KIT-19036	SPRING SLIDER SUB ASSY	2	20	BLTA16770	BOLT	2
OR	KIT-19036P	SLIDER SUB ASSY FOR SPARES, NOT INCLUDING ITEM 3i & 3e		21	PIN-1921	ROLL PIN	4
3a	290091 01	UPPER SPRING TUBE W/A	1	22	WSH-0030	PLAIN WASHER	4
3b	199909 01	LOWER SPRING TUBE W/A	1	23	NUTA02200	NYLOC NUT	2
3c	290093 01	EXTERNAL NYLUBE BUSH	1	24	BLTA20830	BOLT	2
3d	290094 01	INTERNAL NYLUBE BUSH	1	25	WSH-0024	PLAIN WASHER	16
3e	199930 01	SPRING MOUNTING BRACKET W/A	1	26	BLTA16810	BOLT	2
3f	HSS-0210	BOLT	2	27	HAN-2000	BLACK PLASTIC HANDLE	2
3g	WSH-0061	WASHER	4	28	NIP-00600	GREASE NIPPLE	2
3h	HSS-0191	BOLT	2				
3i	SPGC00099	COMPRESSION SPRING	1				
3j	NUT-0269	NYLOC NUT	1				
3k	198800 47	WASHER	1				
3l	CIR350045	45 DIA EXTERNAL SNAP RING	1				
3m	CIR340065	65 DIA INTERNAL SNAP RING	1				
4	WHL-01210	WHEEL & TYRE ASSY	2				
5	290260 02	AXLE & ARM W/A	1				
5a	AXL-10035	HUB CAP	(1)				
5b	AXL-12591	CROWN NUT & SPRING CLIP	(1)				
5c	AXL-12010	OIL SEAL	(5)				
5d	AXL-15501	STUD	(5)				
5e	AXL-12525	WHEEL NUT	(1)				
5f	BRG-14540	INNER BEARING	(1)				
5g	BRG-13040	OUTER BEARING	(1)				
5h	NIP-00800	GREASE NIPPLE	(1)				
6	198875 01	PIVOT PIN	2				
7	199089 01	LOCKING PIN	4				
8	199303 01	ARM HEIGHT STOP	2				
9	190548 99	WASHER	8				





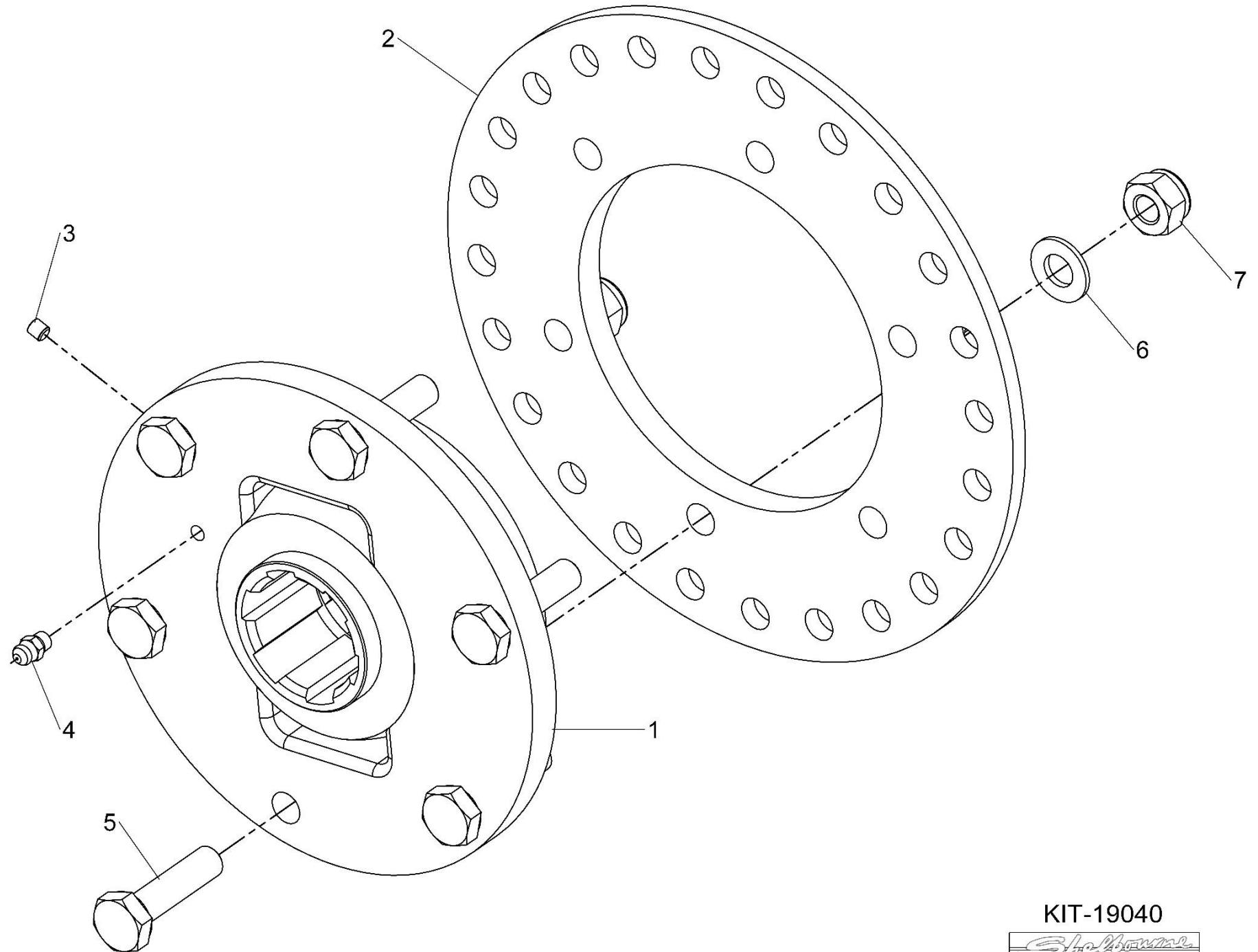
KIT-19039





***Shelbourne Reynolds Engineering Limited***

ASSY NUMBER: KIT-19040				ASSY DESCRIPTION: BALL JOINT COUPLING			
ITEM	PART NO	DESCRIPTION	QTY	ITEM	PART NO	DESCRIPTION	QTY
1	193115 07	BALL COUPLING ASSY	1				
2	290443 01	DRIVE RING PLATE	1				
3	SCW-4516	GRUB SCREW	1				
4	NIP-00600	GREASE NIPPLE (UPTO 2019)	1				
5	HSS-0202	BOLT	6				
6	WSH-0015	WASHER	6				
7	NUT-0265	NUT	6				

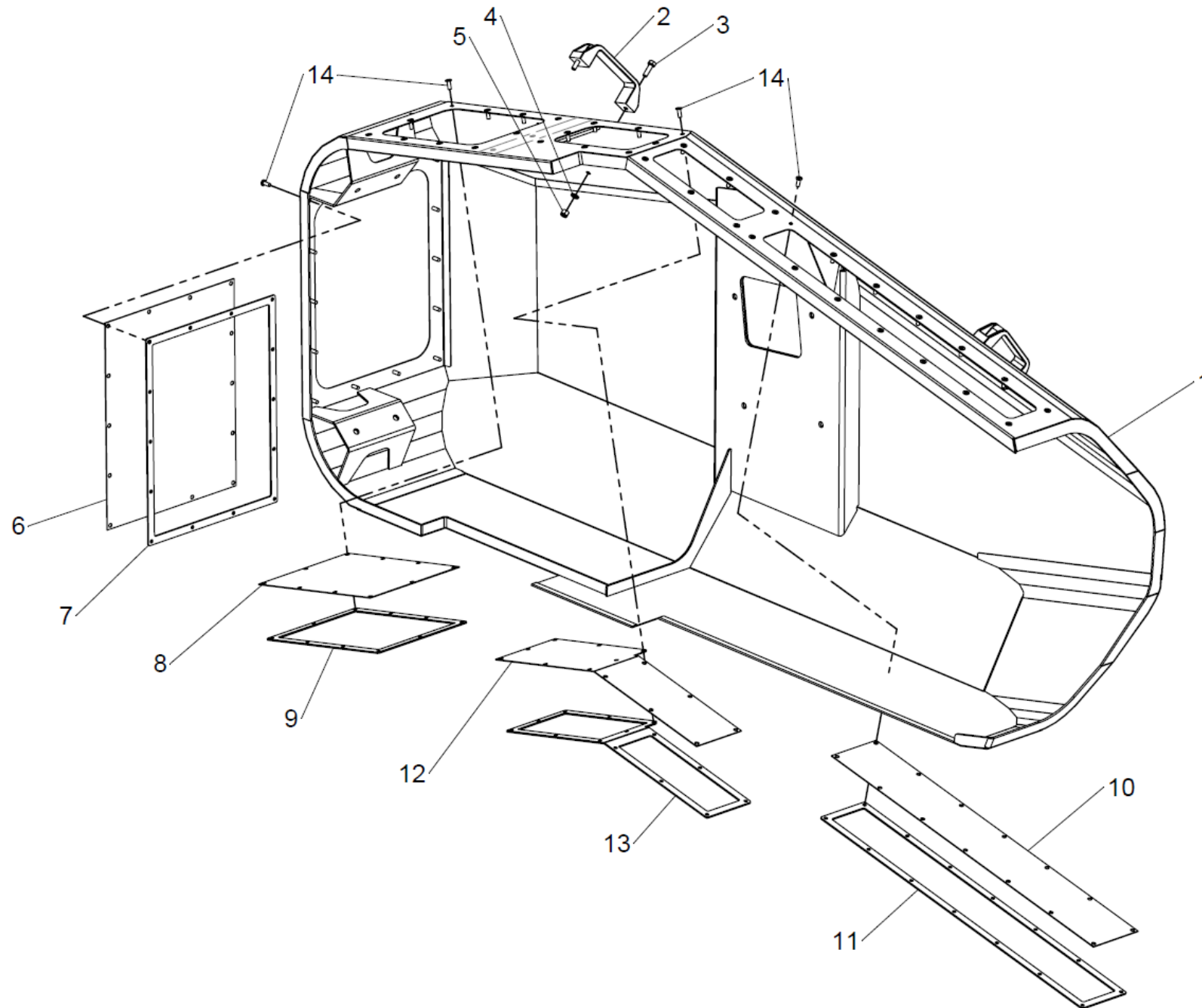


KIT-19040



**Shelbourne Reynolds Engineering Limited**

ASSY NUMBER: KIT-19100				ASSY DESCRIPTION: VENTED LH DRIVE GUARD SUB			
ITEM	PART NO	DESCRIPTION	QTY	ITEM	PART NO	DESCRIPTION	QTY
1	293250 01	VENTED LH DRIVE GUARD W/A	1				
2	HND-0000	BLACK PLASTIC HANDLE	2				
3	HSS-0086	SET SCREW	4				
4	WSH-0009	PLAIN WASHER	4				
5	NUT-0260	NYLOC NUT	4				
6	293255 01	REAR MESH	1				
7	293256 01	REAR MESH SURROUND	1				
8	293266 01	TOP MESH	1				
9	293267 01	TOP MESH SURROUND	1				
10	293268 01	FRONT MESH	1				
11	293269 01	FRONT MESH SURROUND	1				
12	293270 01	TOP CENTRE MESH	1				
13	293271 01	TOP CENTRE MESH SURROUND	1				
14	POP-0007	POP RIVET	52				



KIT-19100

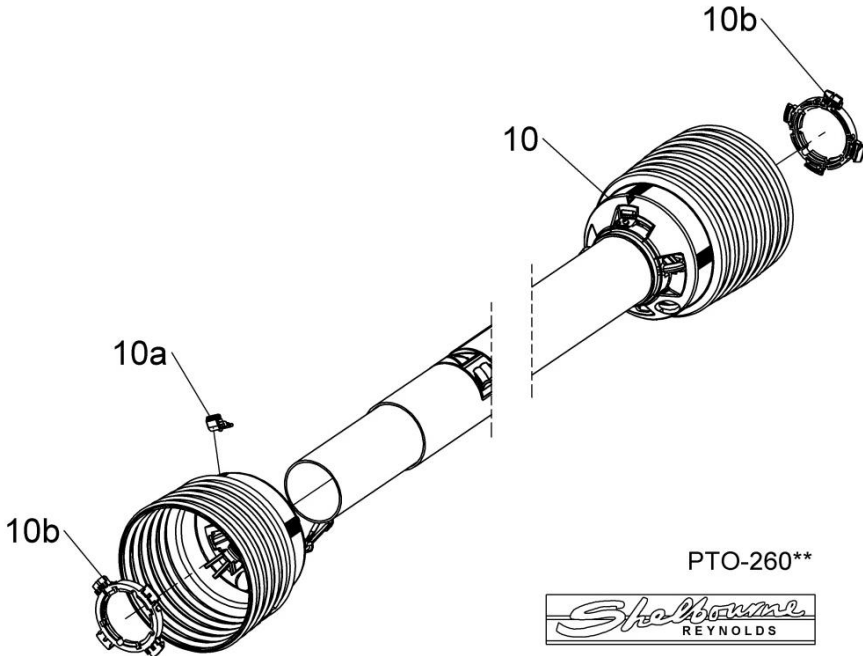
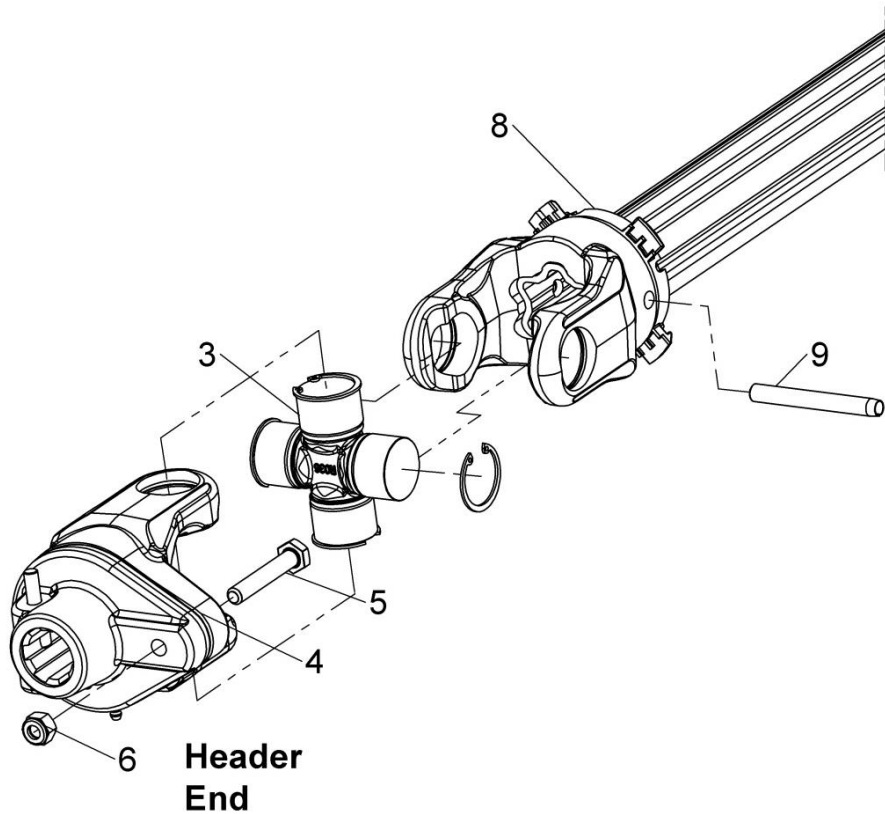
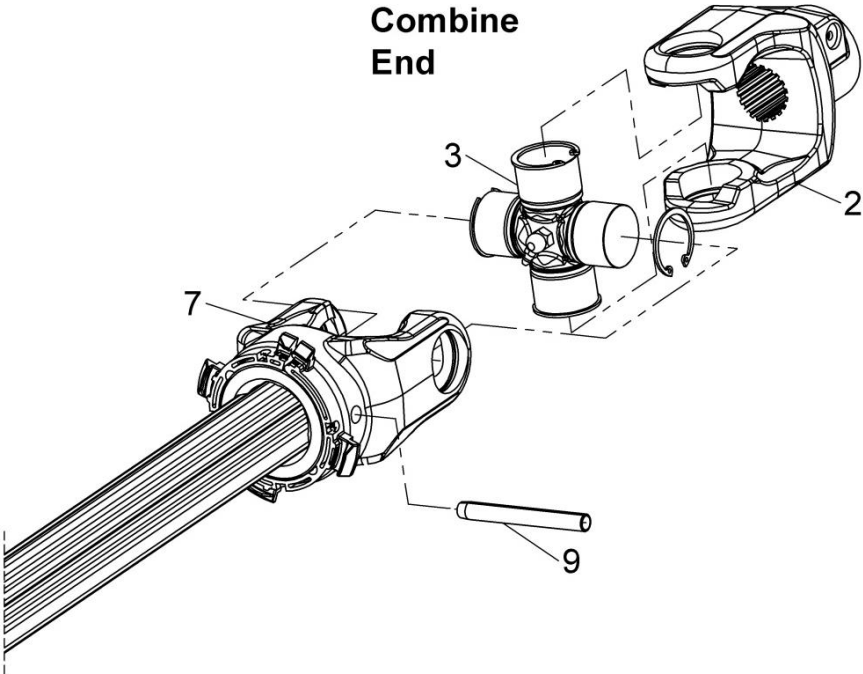
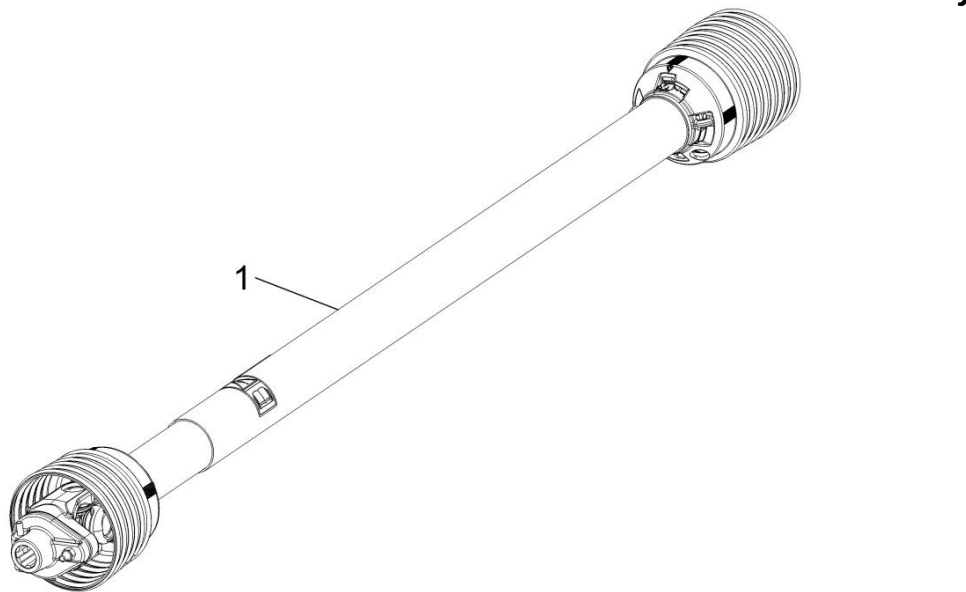


## Shelbourne Reynolds Engineering Limited

ASSY NUMBER: PTO-260**				ASSY DESCRIPTION: STRIPPER PTO & PARTS			
ITEM	PART NO	DESCRIPTION	QTY	ITEM	PART NO	DESCRIPTION	QTY
1	PTO-26003WE	PTO SHAFT 1 $\frac{3}{8}$ " 21 SPLINE (WEAS)					
OR	PTO-26003	PTO SHAFT 1 $\frac{3}{8}$ " 21 SPLINE (WALT)					
OR	PTO-26004WE	PTO SHAFT 1 $\frac{3}{8}$ " 6 SPLINE (WEAS)					
OR	PTO-26004	PTO SHAFT 1 $\frac{3}{8}$ " 6 SPLINE (WALT)					
OR	PTO-26002WE	PTO SHAFT 1 $\frac{1}{8}$ " HEX SPL (WEAS)					
OR	PTO-26002	PTO SHAFT 1 $\frac{1}{8}$ " HEX SPL (WALT)					
2	PTO-00082WE	COMBINE END YOKE 1 $\frac{3}{8}$ " 21 SPLINE					
2a	PTO-00605	YOKE REPAIR KIT					
OR	PTO-00080WE	COMBINE END YOKE 1 $\frac{3}{8}$ " 6 SPLINE					
2a	PTO-00605	YOKE REPAIR KIT					
OR	PTO-00070WE	COMBINE END YOKE 1 $\frac{1}{8}$ " HEX SPL					
2a	PTO-00605	YOKE REPAIR KIT (NOT COLLAR)					
OR	PTO-00166	COMBINE END YOKE 8 SPL PUSHPIN					
OR	PTO-00166WA	COMBINE END YOKE 8 SPL COLLAR					
OR	PTO-00174	COMBINE END YOKE 1 $\frac{3}{4}$ " 20 SPLINE					
OR	PTO-00177	COMBINE END YOKE 1 $\frac{3}{4}$ " 6 SPLINE					
OR	PTO-00180	FORAGER END YOKE 1 $\frac{1}{2}$ " 23 SPLINE					
3	PTO-00083	CROSS JOINT BEARING KIT					
4	PTO-00119WE	SHEAR BOLT CLUTCH					
OR	PTO-00119	SHEAR BOLT CLUTCH					
5	BLTA10384	SHEAR BOLT					
6	NUT-0265	NYLOC NUT					
7	PTO-00089	INBOARD YOKE (COMBINE) (WALT)					
8	PTO-00090	INBOARD YOKE (HEADER) (WALT)					
9	PIN-1926	ROLL PIN (M10x90) (WALT)					
OR		ROLL PIN (M10x85) (WEAS)					
10	PTO-00093WE	GUARD ASSY C/W BEARINGS (WEAS)					
10a	PTO-00968	RED GUARD CLIPS (WEASLER)					
10b	PTO-00178	GUARD BRG & SCREW SET (WALT)					
OR	PTO-00601	GUARD BEARING SET (WEASLER)					
OR	PTO-00093	GUARD ASSY C/W BEARINGS (WALT)					

WEAS = WEASLER  
WALT = WALTERSCHEID

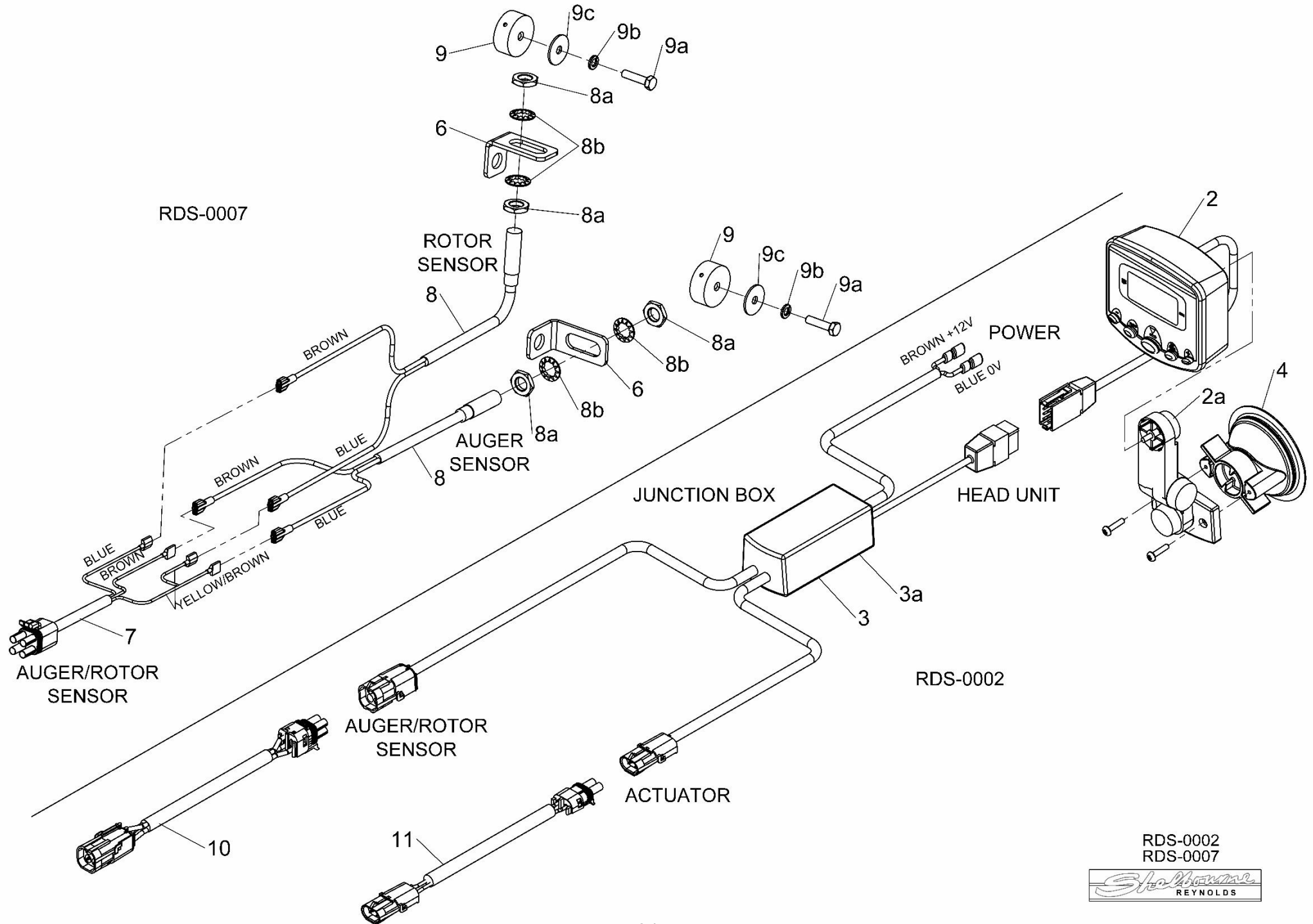




## Shelbourne Reynolds Engineering Limited

ASSY NUMBER: RDS-0002 & RDS-0007				ASSY DESCRIPTION: RDS EQUIPMENT VARIABLE SPEED			
ITEM	PART NO	DESCRIPTION	QTY	ITEM	PART NO	DESCRIPTION	QTY
1	RDS-0002	COMBINE TACHO HEAD KIT & LOOM V/S DRIVE, INC ITEMS 2 & 3	1				
2	RDS-0027	TACHO HEAD, INC ITEM 2a	1				
2a	RDS-0029	TACHO HEAD FIX.ARM KIT					
3	RDS-0028	JUNCTION BOX/COMBINE LEAD (VS)	1				
3a	FUS-00026	FUSE (15 AMP BLADE)					
4	LCL-01249	RAM MOUNT SUCTION CUP	1				
5	RDS-0007	HEADER LOOM & SENSOR KIT (SD) INC ITEMS 6,7,8 & 9	1				
6	198323 01	SENSOR BRACKET (SLOTTED)	2				
7	RDS-0017	HEADER LEAD	1				
8	RDS-0018	SHAFT SENSOR,INC ITEMS 8a & 8b	2				
8a	RDS-0018A	PLAIN NUT					
8b	WSHA20121	SHAKEPROOF WASHER					
9	RDS-0020	MAGNET CARRIER	2				
9a	HSS-0088	SET SCREW					
9b	WSH-0056	SPRING WASHER					
9c	WSH-1036	PENNY WASHER					
10	291913 01	AUGER/ROTOR SENSOR LOOM EXTENSION (8m)	A/R				
11	291912 01	ACTUATOR LOOM EXTENSION (8m)	A/R				

# Shelbourne Reynolds Engineering Limited



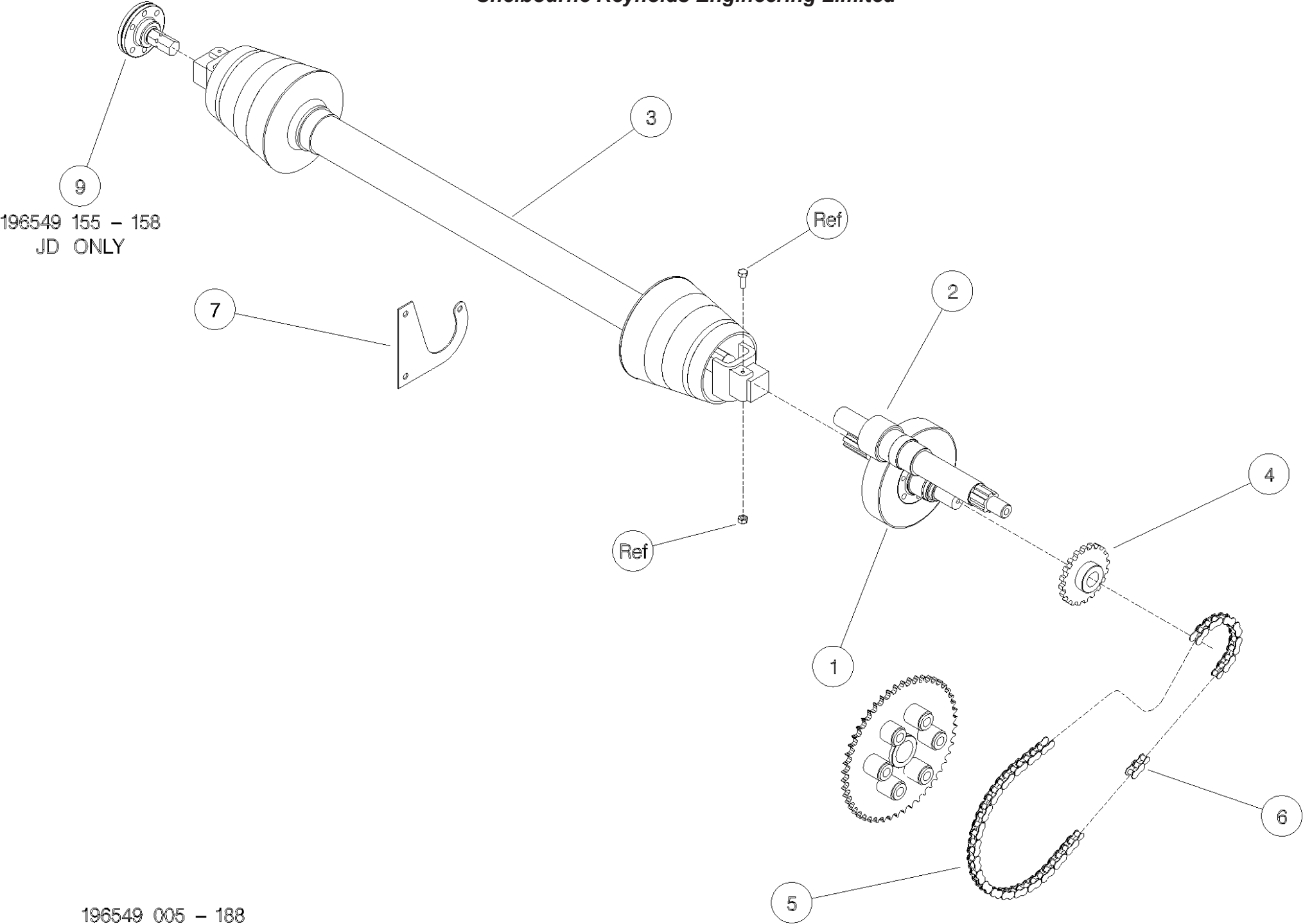


# Drives



**Shelbourne Reynolds Engineering Limited**

ASSY NUMBER: 196549 128				ASSY DESCRIPTION: DRIVE KIT CNH CVS/RVS/RSD/Excel (22-42')			
ITEM	PART NO	DESCRIPTION	QTY	ITEM	PART NO	DESCRIPTION	QTY
1B/E OR	192592 07	INPUT GEAR (45t) WITH ROTOR GEARBOX	1				
	192592 13	INPUT GEAR (33t) (2015 & ON) WITHOUT ROTOR GEARBOX	1				
	192592 11	INPUT GEAR (35t) (UPTO 2015) WITHOUT ROTOR GEARBOX	1				
2A	193599 07	PINION (24t) WITH ROTOR GEARBOX	1				
2B	193599 11	PINION (34t) WITHOUT ROTOR GEARBOX	1				
2E	198999 13	PINION (36t) (2015 & ON) GEARBOX WITH 65mm SHAFT	1				
OR	198999 11	PINION (34t) (UPTO 2015) GEARBOX WITH 65mm SHAFT	1				
3	PTO-26004WE	PTO	1				
3a	PTO-00080WE	PTO YOKE-COMBINE (COLLAR)					
OR	PTO-00080	PTO YOKE-COMBINE (PUSH PIN)					
3b	PTO-00083	PTO CROSS BEARING					
3c	PTO-00119	PTO SHEAR BOLT CLUTCH-HEADER					
3d	PTO-00093WE	PTO GUARD ASSY (BLACK)					
OR	PTO-00093	PTO GUARD ASSY (YELLOW)					
3e	PTO-00968	EASY LOCK GUARD CLIPS (RED)					
3g	BLTA10384	SHEARBOLT					
3h	NUT-0265	NYLOC NUT					
4	192768 16	SPROCKET (15t) (2015 & ON)	1				
OR	192768 04	SPROCKET (16t) (UPTO 2015)	1				
5	CHN-01991	CHAIN (99 LINKS PLUS JOINER)	1				
5a	CHN-01901	JOINING LINK					
6	CHN-01910	HALF LINK	A/R				
7	KIT-00931	PTO SUPPORT KIT	1				

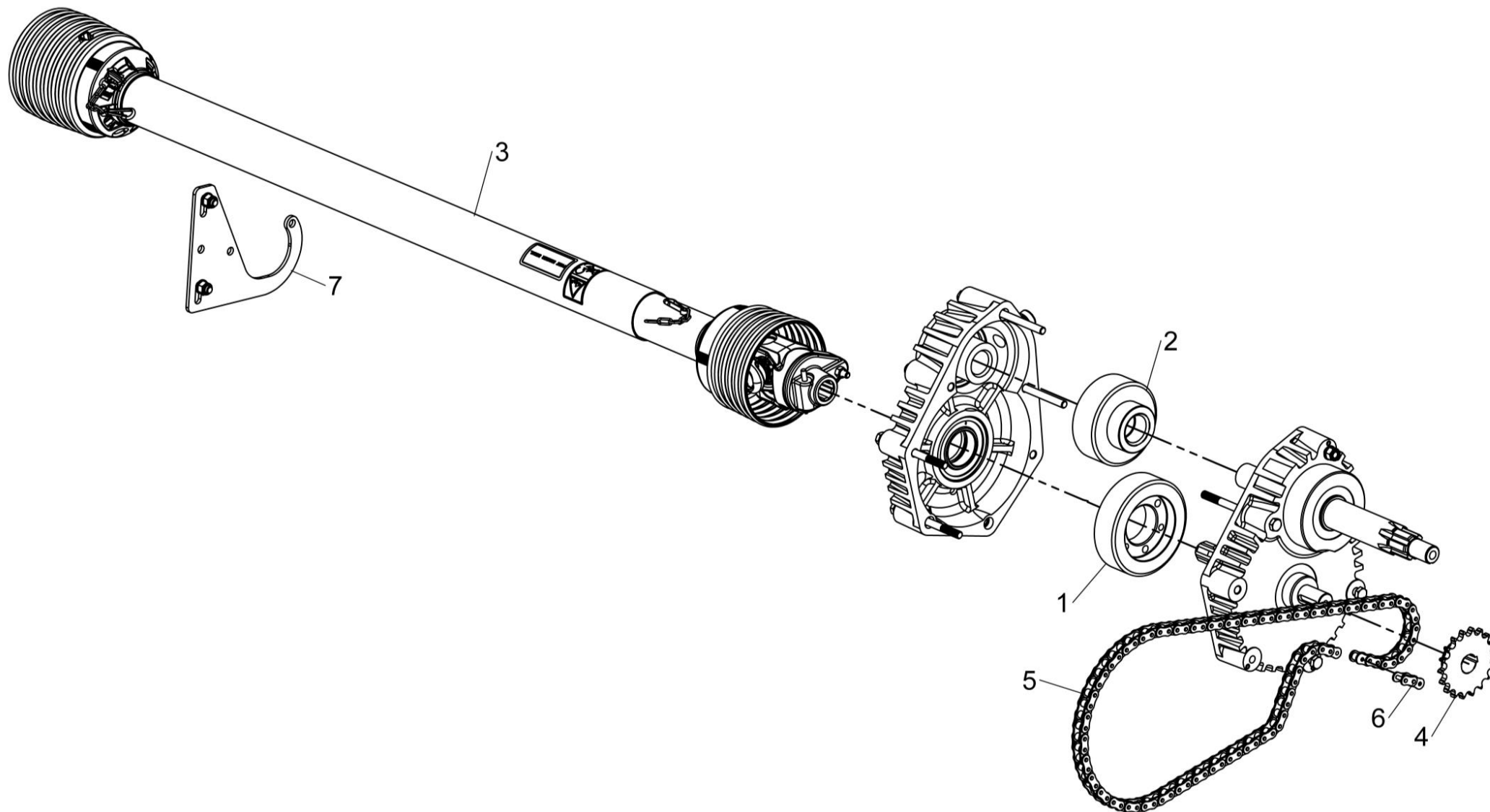


196549 155 – 158  
JD ONLY

196549 005 – 188

**Shelbourne Reynolds Engineering Limited**

ASSY NUMBER: 196549 168				ASSY DESCRIPTION: DRIVE KIT AGCO CVS/RVS/RSD/Excel (22-42')			
ITEM	PART NO	DESCRIPTION	QTY	ITEM	PART NO	DESCRIPTION	QTY
1A	192592 07	INPUT GEAR (45t) WITH ROTOR GEARBOX	1				
1B/E	192592 13	INPUT GEAR (33t) (2015 & ON) WITHOUT ROTOR GEARBOX	1				
OR	192592 11	INPUT GEAR (35t) (UP TO 2015) WITHOUT ROTOR GEARBOX	1				
2A	193599 07	PINION (24t) WITH ROTOR GEARBOX	1				
2B	193599 11	PINION (34t) WITHOUT ROTOR GEARBOX	1				
2E	198999 13	PINION (36t) (2015 & ON) GEARBOX WITH 65mm SHAFT	1				
OR	198999 11	PINION (34t) (UP TO 2015) GEARBOX WITH 65mm SHAFT	1				
3	PTO-26001WE	PTO SHAFT	1				
3a	PTO-00082WE	PTO YOKE-COMBINE (COLLAR)					
OR	PTO-00082	PTO YOKE-COMBINE (PUSH PIN)					
3b	PTO-00083	PTO CROSS BEARING					
3c	PTO-00119	PTO SHEAR BOLT CLUTCH-HEADER					
3d	PTO-00093WE	PTO GUARD ASSY (BLACK)					
OR	PTO-00093	PTO GUARD ASSY (YELLOW)					
3e	PTO-00968	EASY LOCK GUARD CLIPS (RED)					
3g	BLTA10384	SHEARBOLT					
3h	NUT-0265	NYLOC NUT					
4	192768 16	SPROCKET	1				
5	CHN-01991	CHAIN (99 LINKS PLUS JOINER)	1				
5a	CHN-01901	JOINING LINK					
6	CHN-01910	HALF LINK	A/R				
7	KIT-00931	PTO SUPPORT KIT	1				

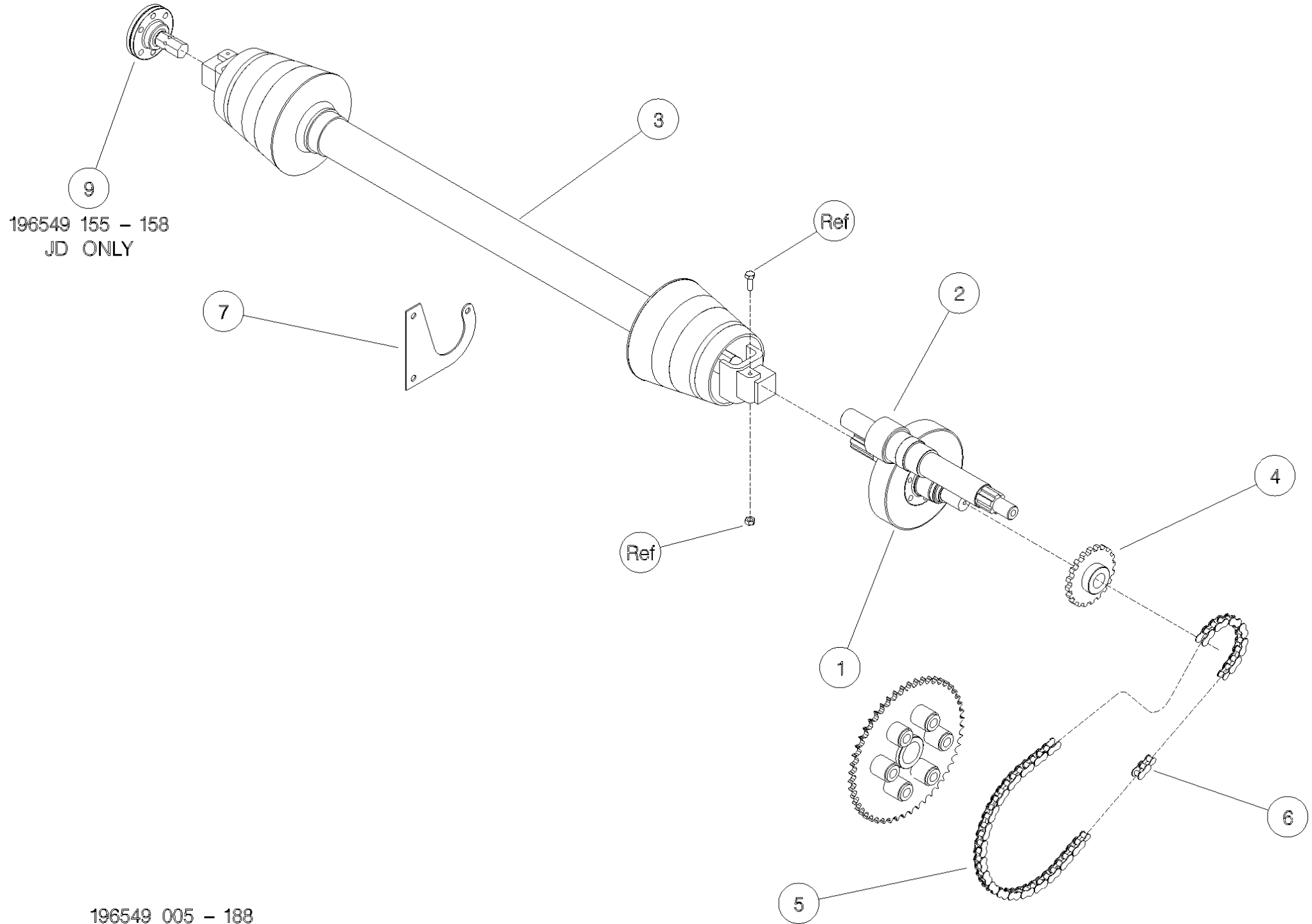


196549 168

**Shelbourne Reynolds Engineering Limited**

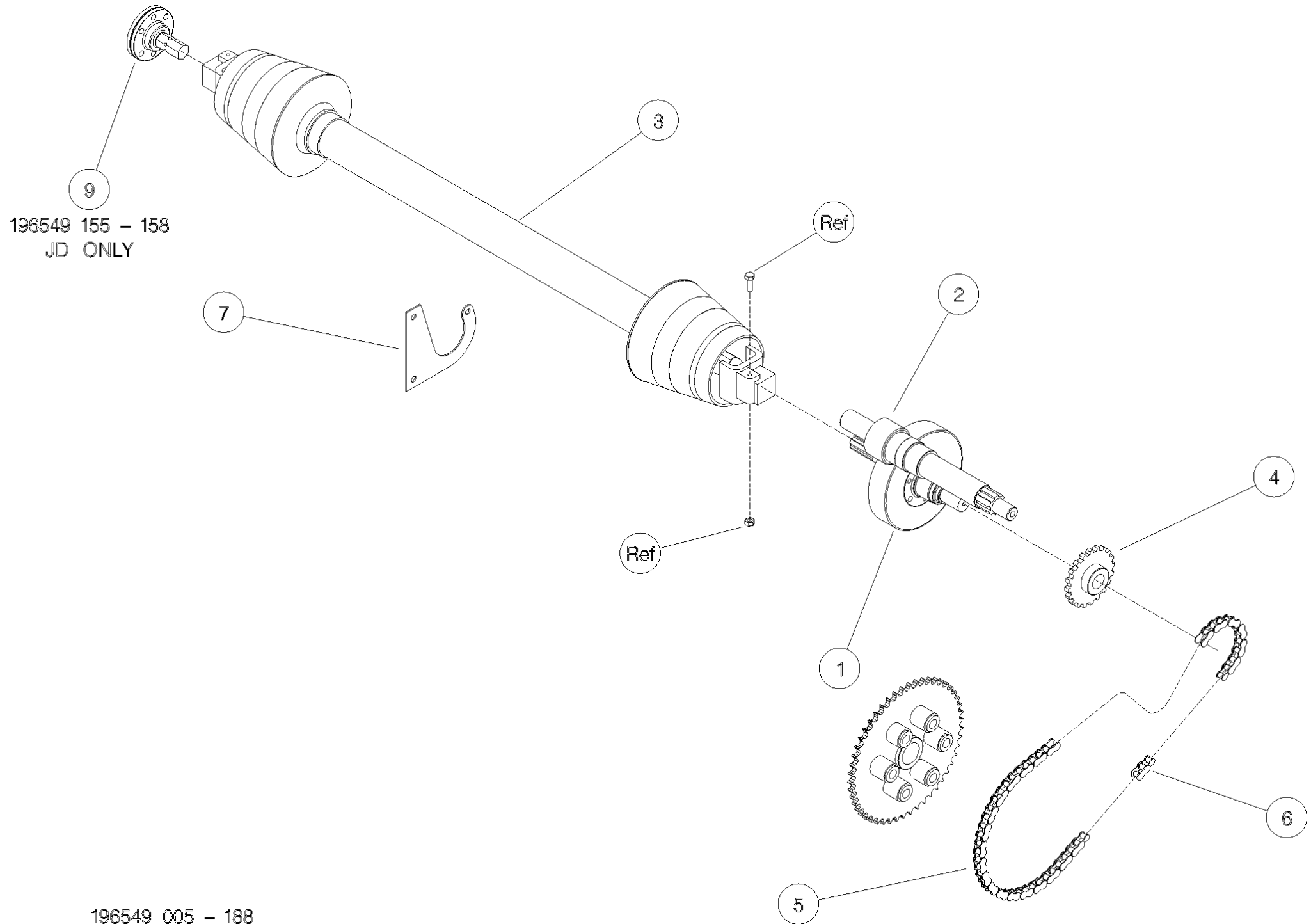
ASSY NUMBER: 196549 178				ASSY DESCRIPTION: DRIVE KIT JD CVS/RVS/RSD/Excel (22'-42')			
ITEM	PART NO	DESCRIPTION	QTY	ITEM	PART NO	DESCRIPTION	QTY
1A	192592 06	INPUT GEAR (47t)	1				
		WITH ROTOR GEARBOX					
1B/E	192592 09	INPUT GEAR (37t)	1				
		WITHOUT ROTOR GEARBOX					
2A	193599 06	PINION (22t)	1				
		WITH ROTOR GEARBOX					
2B	193599 09	PINION (32t)	1				
		WITHOUT ROTOR GEARBOX					
2E	198999 09	PINION (32t)	1				
		GEARBOX WITH 65mm SHAFT					
3	PTO-26001WE	PTO	1				
3a	PTO-00082WE	PTO YOKE-COMBINE (COLLAR)					
OR	PTO-00082	PTO YOKE-COMBINE (PUSH PIN)					
3b	PTO-00083	PTO CROSS BEARING					
3c	PTO-00119	PTO SHEAR BOLT CLUTCH-HEADER					
3d	PTO-00093WE	PTO GUARD ASSY (BLACK)					
OR	PTO-00093	PTO GUARD ASSY (YELLOW)					
3e	PTO-00968	EASY LOCK GUARD CLIPS (RED)					
3g	BLTA10384	SHEARBOLT					
3h	NUT-0265	NYLOC NUT					
4	192768 18	SPROCKET	1				
5	CHN-01991	CHAIN (99 LINKS PLUS JOINER)	1				
5a	CHN-01901	JOINING LINK					
6	CHN-01910	HALF LINK	A/R				
7	KIT-00931	PTO SUPPORT KIT	1				





**Shelbourne Reynolds Engineering Limited**

ASSY NUMBER: 196549 188				ASSY DESCRIPTION: DRIVE KIT CLAAS LEX C/RVS/RSD/Excel (22-42)			
ITEM	PART NO	DESCRIPTION	QTY	ITEM	PART NO	DESCRIPTION	QTY
1A	192592 01	INPUT GEAR (42t) WITH ROTOR GEARBOX	1				
1B	192592 09	INPUT GEAR (37t) WITHOUT ROTOR GEARBOX	1				
1D/E	192592 13	INPUT GEAR (33t) WITHOUT ROTOR GEARBOX	1				
2A	193599 01	PINION (27t) WITH ROTOR GEARBOX	1				
2B	193599 09	PINION (32t) WITHOUT ROTOR GEARBOX	1				
2D	193599 13	PINION (36t) WITHOUT ROTOR GEARBOX	1				
2E	198999 13	PINION (36t) GEARBOX WITH 65mm SHAFT	1				
3 OR 3a OR 3b 3c 3d OR 3e 3g 3h	PTO-26003WE PTO-26001WE PTO-00082WE PTO-00082 PTO-00083 PTO-00119 PTO-00093WE PTO-00093 PTO-00968 BLTA10384 NUT-0265	PTO (COLLAR YOKE) PTO (PUSH PIN) PTO YOKE-COMBINE (COLLAR) PTO YOKE-COMBINE (PUSH PIN) PTO CROSS BEARING PTO SHEAR BOLT CLUTCH-HEADER PTO GUARD ASSY (BLACK) PTO GUARD ASSY (YELLOW) EASY LOCK GUARD CLIPS (RED) SHEARBOLT NYLOC NUT	1				
4	192768 08	SPROCKET	1				
5 5a	CHN-01991 CHN-01901	CHAIN (99 LINKS PLUS JOINER) JOINING LINK	1				
6	CHN-01910	HALF LINK	A/R				
7	KIT-00931	PTO SUPPORT KIT	1				



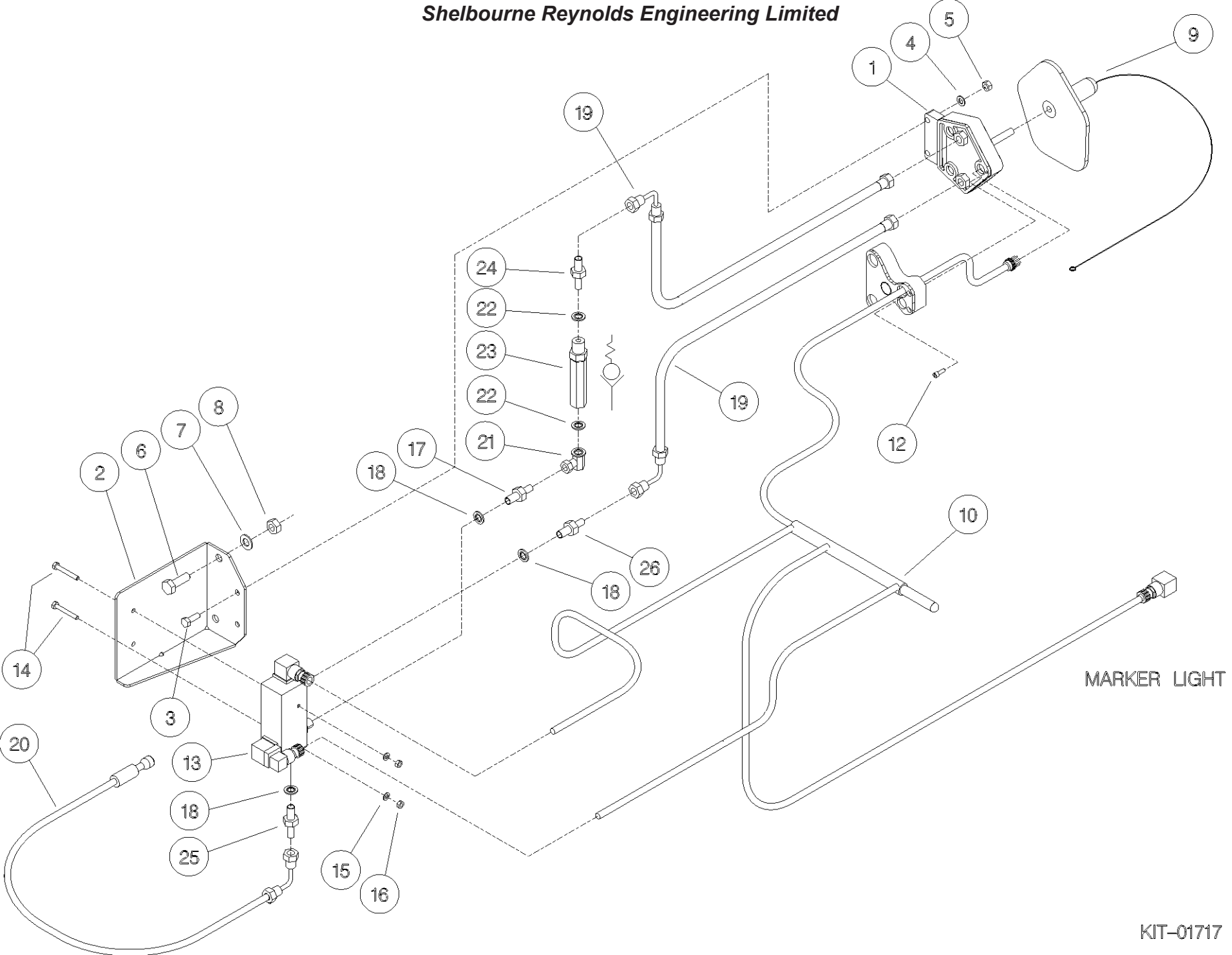


# Hydraulics

**Shelbourne Reynolds Engineering Limited**

ASSY NUMBER: KIT-01717				ASSY DESCRIPTION: CLAAS LEXION 400 HYD KIT			
ITEM	PART NO	DESCRIPTION	QTY	ITEM	PART NO	DESCRIPTION	QTY
1	CHP-05000	COUPLING	1	24	HMA-0052	FITTING	1
2	193601 01	FIXING PLATE	1	25	HAQAA0305	(UP TO 2002, REF ITEM 13) STRAINER FITTING	1
3	HSS-0150	SET SCREW	2	26	HAPAA0305	(UP TO 2002, REF ITEM 13) RESTRICTOR FITTING	1
4	WSH-0012	WASHER	2				
5	NUT-0263	NUT	2				
6	HSS-0238	SETSCREW	2				
7	WSH-0018	WASHER	2				
8	NUT-0269	NUT	2				
9	CHP-05005	GUARD CAP	1				
10	195076 01	WIRE LOOM ASSY(2001&ON)	1				
OR	CHP-05010	WIRE LOOM (UP TO 2001)					
11							
12	SCCA05323	CAP HEAD SCREW(2001&ON)	5				
OR	SCW-0064	CAP HEAD SCREW (UP TO 2001)					
13	HVB-12506	VALVE BLOCK (2018 & ON)					
OR	HVB-12504	VALVE BLOCK (2002-2017)	1				
OR	HVB-12501	VALVE BLOCK (UP TO 2002)					
14	BLTA06350	HEX.HEAD BOLT	2				
15	WSH-0009	WASHER	2				
16	NUT-0260	NUT	2				
17	FIT-0025	ADAPTOR	2				
		(2002 & ON, REF ITEM 13)	2				
		(UP TO 2002, REF ITEM 13)	1				
18	WSH-1010	DOWTY WASHER	3				
19	HHBC05010	HYDRAULIC HOSE ASSY	2				
20	HHBC08510	HYDRAULIC HOSE ASSY	1				
21	HALAA0303	FITTING	1				
		(UP TO 2002, REF ITEM 13)					
22	WSH-1005	DOWTY WASHER	2				
		(UP TO 2002, REF ITEM 13)					
23	HVB-20560	CHECK VALVE	1				
		(UP TO 2002, REF ITEM 13)					

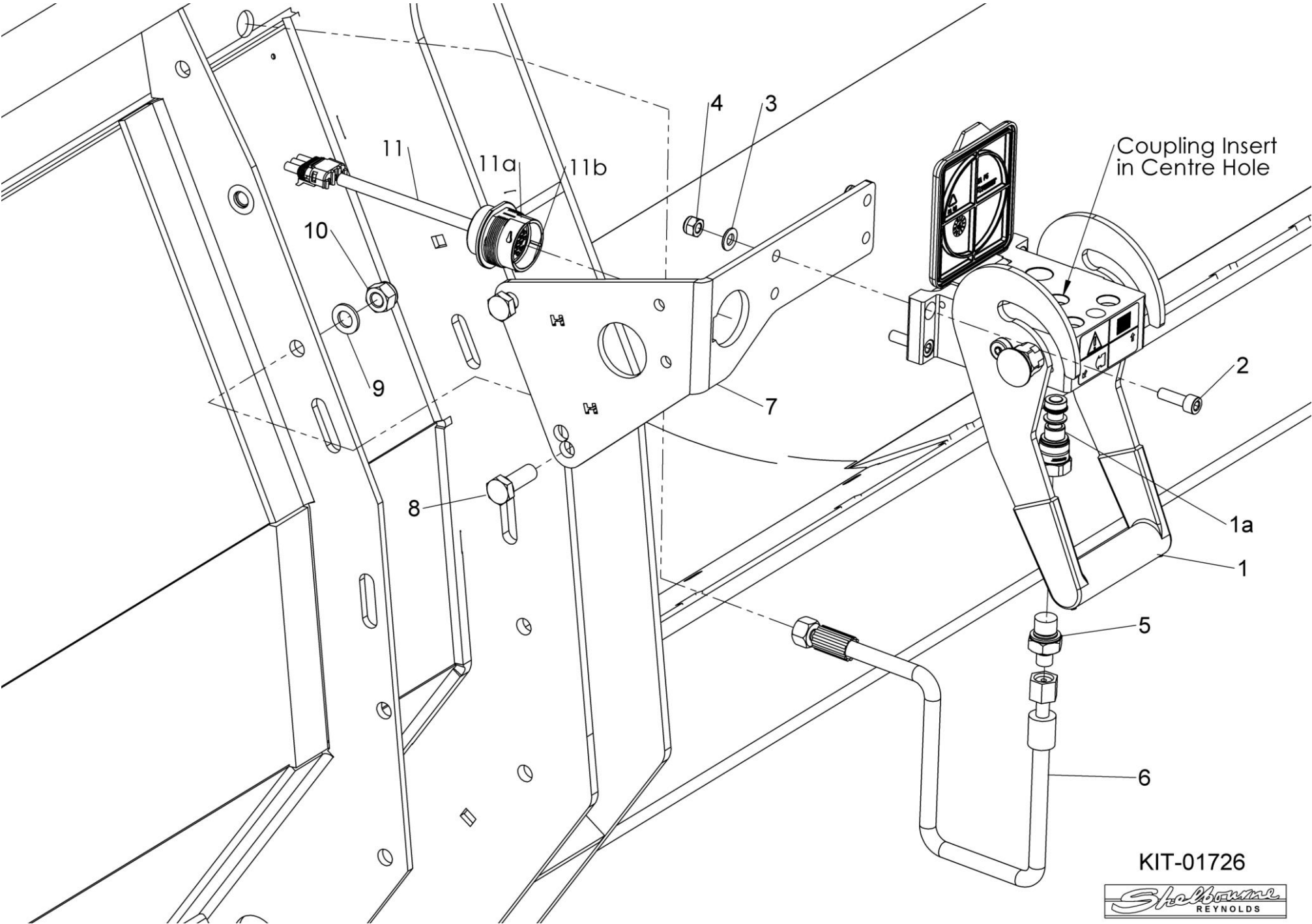




MARKER LIGHT

**Shelbourne Reynolds Engineering Limited**

ASSY NUMBER: KIT-01726				ASSY DESCRIPTION: CNH HYDRAULIC MULTICOUPLER KIT			
ITEM	PART NO	DESCRIPTION	QTY	ITEM	PART NO	DESCRIPTION	QTY
1	HQR-95010	FASTER MULTI COUPLER	1				
1a	HQR-15025	FEM COUPLING INSERT					
1b	HQR-95040	SPARE RED BUTTON KIT					
2	SCW-0136	HT CAP HEAD SCREW	4				
3	WSH-0012	PLAIN WASHER	4			COUPLING INSERT (ITEM 1a)	
4	NUT-0263	NYLOC NUT	4			FITS INTO CENTRE HOLE	
5	HAPAK0425	HYD RESTRICTOR	1				
6	HHAC07910	HYDRAULIC HOSE ASSY	1				
7	199711 01	MULTICOUPLER MTG PLT	1				
8	HSS-0241	SETSCREW	2				
9	WSH-0018	PLAIN WASHER	2				
10	NUT-0269	NYLOC NUT	2				
11	197040 01	LIGHT PLUG (IF LIGHTS FITTED)					
11a	ECN-09060	SPARE LOCK WASHER					
11b	ECN-09050	SPARE PANEL NUT					

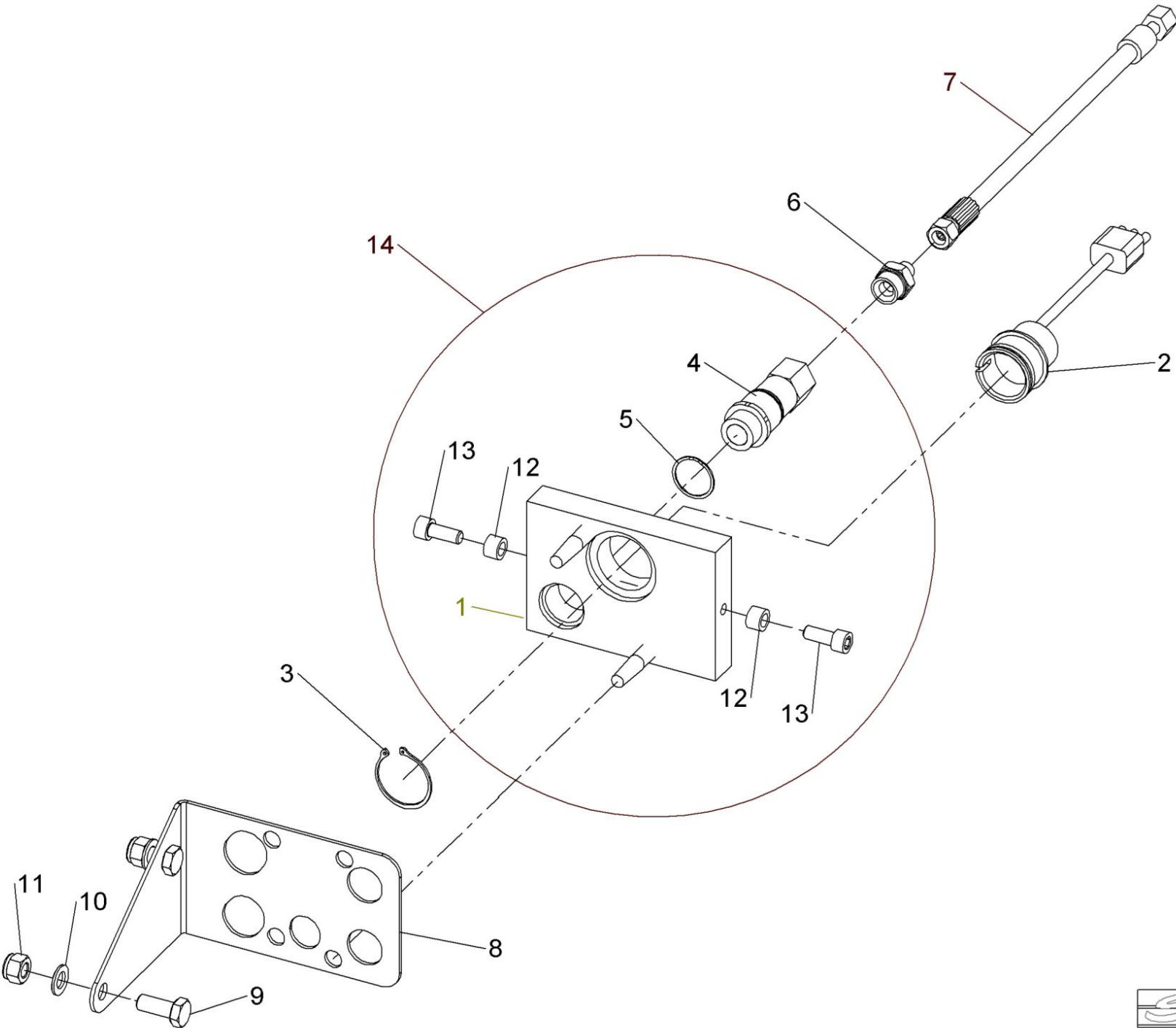


KIT-01726



**Shelbourne Reynolds Engineering Limited**

ASSY NUMBER: KIT-01727				ASSY DESCRIPTION: JOHN DEERE HYD MULTICOUPLER KIT			
ITEM	PART NO	DESCRIPTION	QTY	ITEM	PART NO	DESCRIPTION	QTY
1	197145 01	ELEC/HYD COUPLER PLT (1 HOLE)	1				
2	197146 01	LOOM & PLUG ASSY JD MULTI	1				
3	CIR-0450	EXTERNAL CIRCLIP	1				
4	HQR-13027	COUPLER (FLAT FACE)	1				
4a	VSK-00120	SEAL KIT FOR HQR-13027	A/R				
5	CLP-00230	SNAP RING	1				
6	HMA-0114	HYD ADAPT	1				
7	HHAC10010	HYDRAULIC HOSE (MID 2024 & ON)	1				
OR	HHAC12010	HYDRAULIC HOSE (UPTO MID 2024)	1				
8	197766 01	PARKING BRACKET	1				
9	HSS-0238	BOLT	2				
10	WSH-0018	PLAIN WASHER	2				
11	NUT-0269	NYLOC NUT	2				
12	197248 01	LOCATING BOSS (UPTO MID 2014)	2				
13	SCW-0190	SOC HD SCREW (UPTO MID 2014)	2				
14	HQR-93000	JD MULTICOUPLER ASSY (ITEMS 1,4,5,12&13)	1				



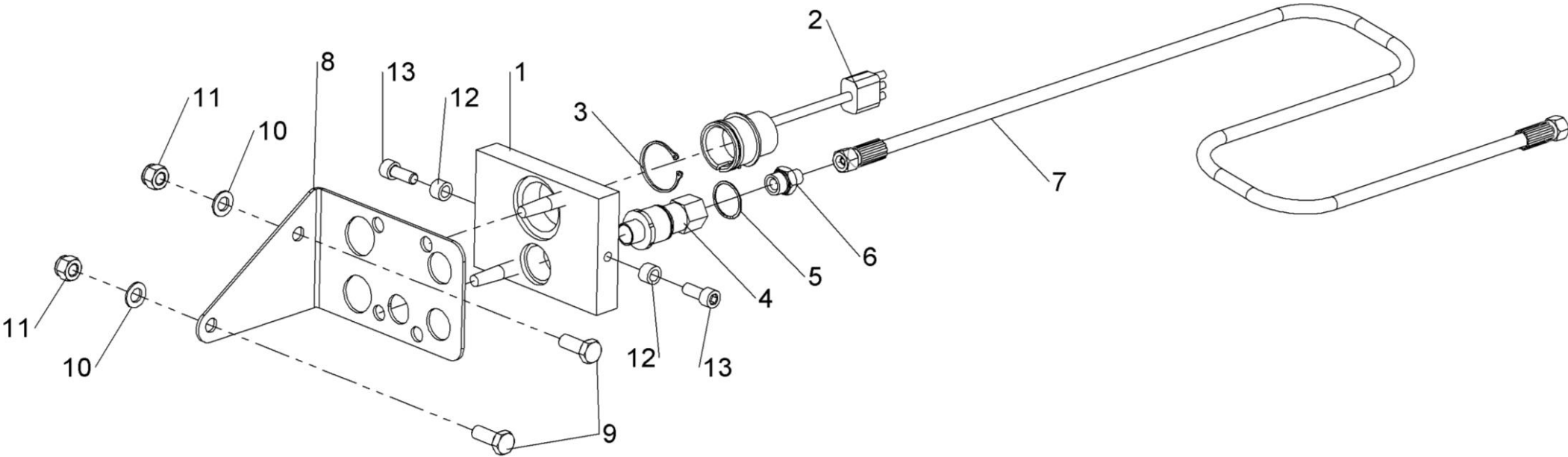
KIT-01727



**Shelbourne Reynolds Engineering Limited**

ASSY NUMBER: KIT-01731				ASSY DESCRIPTION: AGCO HYDRAULIC MULTICOUPLER KIT			
ITEM	PART NO	DESCRIPTION	QTY	ITEM	PART NO	DESCRIPTION	QTY
1	197812 01	HYD COUPLER PLT ASSY (1 PORT)	1				
2	198278 01	LOOM & PLUG ASSY AGCO	1				
3	CIR-0450	EXTERNAL CIRCLIP	1				
4	HQR-13026	COUPLING	1				
5	CLP-00230	SNAP RING	1				
6	HAAAK0327	HYDRAULIC FITTING	1				
7	HHAC10010	HYDRAULIC HOSE (MID 2024 & ON)	1				
OR	HHAC12010	HYDRAULIC HOSE (UPTO MID 2024)	1				
8	197766 01	PARKING BRACKET	1				
9	HSS-0238	BOLT	2				
10	WSH-0018	PLAIN WASHER	2				
11	NUT-0269	NYLOC NUT	2				
12	197248 01	LOCATING BOSS	2				
13	SCW-0190	SOCKET CAP HEAD SCREW	2				



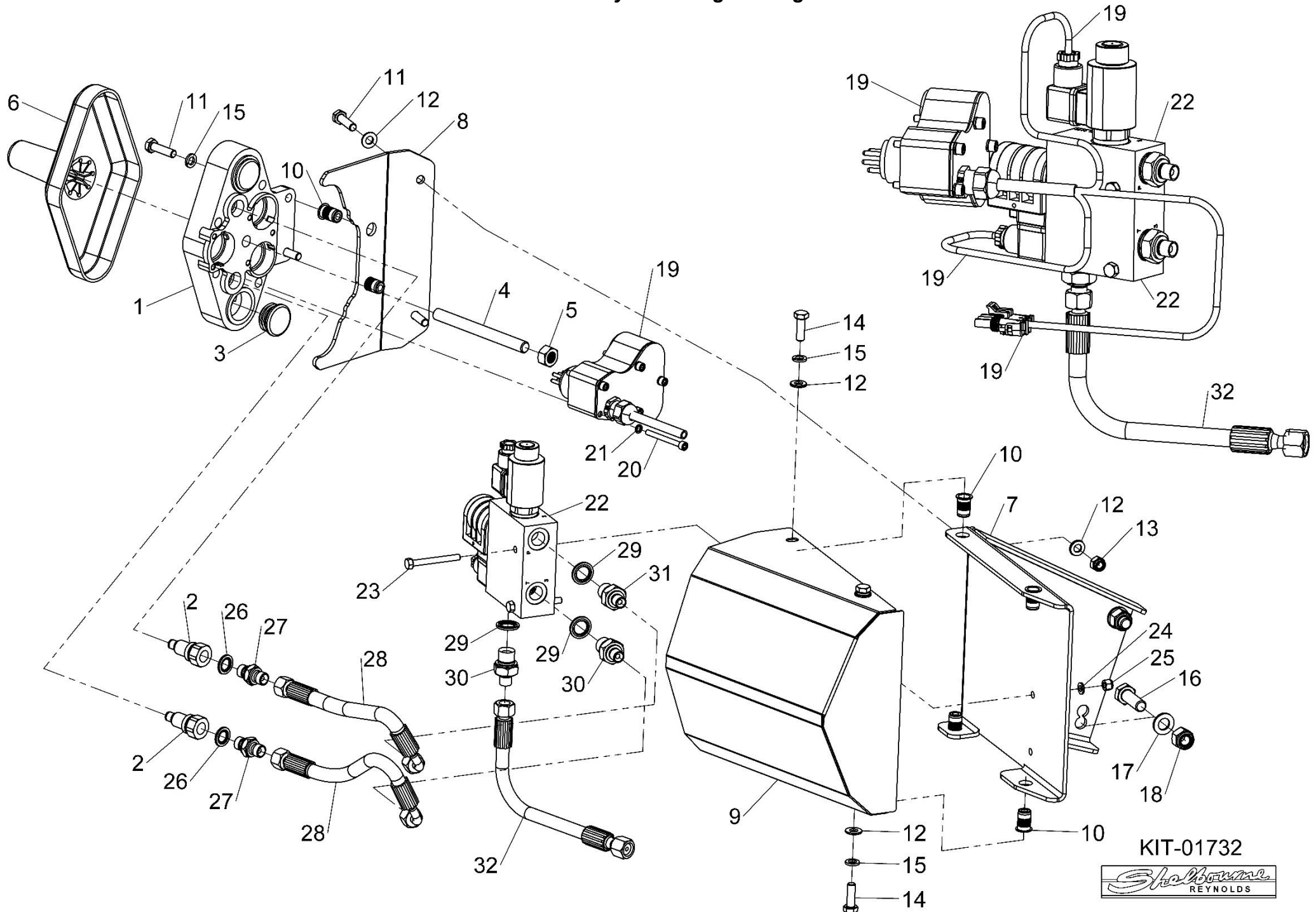


KIT-01731



**Shelbourne Reynolds Engineering Limited**

ASSY NUMBER: KIT-01732				ASSY DESCRIPTION: CLAAS LEXION HYD MULTICOUPLER KIT			
ITEM	PART NO	DESCRIPTION	QTY	ITEM	PART NO	DESCRIPTION	QTY
1	CHP-05041	MULTICOUPLER HOUSING	1				
2	CHP-05042	MALE HYD COUPLING	2				
3	PTF-00134	PLASTIC CAP INSERT	2				
4	290835 01	THREADED ROD	1				
5	NUT-0170	PLAIN NUT	1				
6	CHP-05045	COUPLING COVER	1				
7	290883 01	VALVE PLATE	1				
8	290884 01	COUPLER PLATE	1				
9	290885 01	COVER	1				
10	NUTA13087	NUTSERT	6				
11	HSS-0150	SET SCREW	4				
12	WSH-0012	WASHER	8				
13	NUT-0263	NYLOC NUT	2				
14	HSS-0145	SET SCREW	4				
15	WSH-0058	SPRING WASHER	6				
16	HSS-0241	SETSCREW	2				
17	WSH-0018	PLAIN WASHER	2				
18	NUT-0269	NYLOC NUT	2				
19	195076 01	WIRE LOOM ASSY	1				
20	SCCA05323	CAP SOCKET HEAD SCREW	5				
21	WSH-0054	SPRING WASHER	5				
22	HVB-12506	DUAL SOLENOID CONTROL VALVE	1				
23	BLTA06350	HEX.HEAD BOLT	2				
24	WSH-0009	PLAIN WASHER	2				
25	NUT-0260	NYLOC NUT	2				
26	WSH-1005	DOWTY WASHER	2				
27	HMA-0052	FITTING	2				
28	HHBC02505	HYDRAULIC HOSE ASSY	2				
29	WSH-1010	DOWTY WASHER	3				
30	FIT-0025	FITTING	2				
31	HAPAA0405	RESTRICTOR.	1				
32	HHAC07910	HYDRAULIC HOSE ASSY	1				




KIT-01732



## Shelbourne Reynolds Engineering Limited

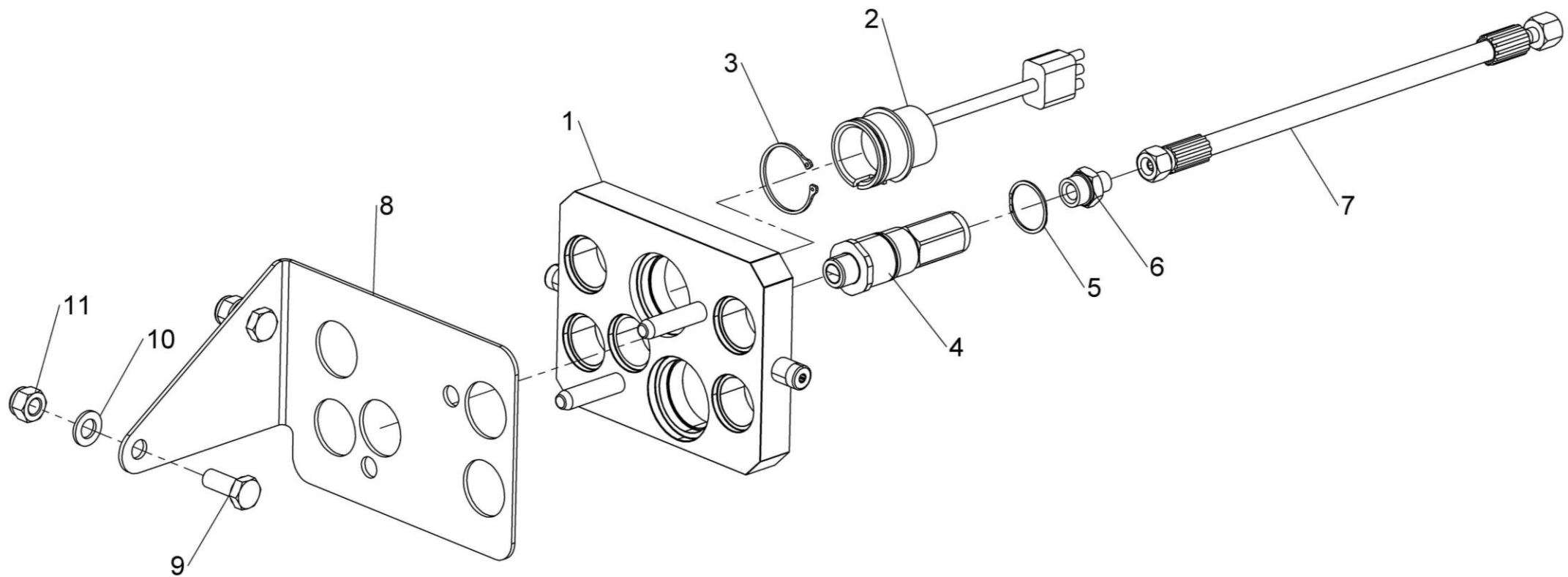
ASSY NUMBER: KIT-01733				ASSY DESCRIPTION: JD S SERIES VARIABLE FEEDER HYD KIT			
ITEM	PART NO	DESCRIPTION	QTY	ITEM	PART NO	DESCRIPTION	QTY
1	HQR-93000	JD MULTICOUPLER ASSY (PARKER)	1				
1a		C/W HQR-13027 COUPLER (UP TO 2022)					
OR	HQR-93000X	JD MULTICOUPLER PLATE (FASTER)	1				
2	197146 01X	JD LOOM & PLUG (NOT PINNED)	1			ITEM 2 ELECTRIC PLUG, SUPPLIED WITH	
OR	291794 01	JD LOOM & PLUG (CORN HEAD)	1			JUMPER WIRING CONNECTED TO PIN 4	
OR	197146 01	JD LOOM & PLUG (RIGID HEADER)	1			AND OTHER END LEFT UNCONNECTED.	
OR	-	LOOM & PLUG NOT REQUIRED ON JD X9					
3	CIR-0450	EXT CIRCLIP	1			LEAVE DISCONNECTED FOR UNKNOWN	
4	HMA-0114	HYD ADAPT (UPTO 2022)	1			HEADER	
5	HHAC07910	HYD HOSE	1				
6	197766 01	PARKING BRACKET	1			CONNECT TO PIN 28 = CORN HEAD	
7	HSS-0238	SET SCREW	4			CONNECT TO PIN 16 = RIGID PLATFORM	
8	WSH-0018	PLAIN WASHER	8			CONNECT TO PIN 17 = ROW CROP HEADER	
9	NUT-0269	NYLOC NUT	4				
10	HQR-13026	COUPLER (PARKER)	2			REMOVE EXTRA COUPLER 1a (REEL	
OR	HQR-13026A	COUPLER (FASTER) INC CIRCLIP	2			RAISE/LOWER) FROM ITEM 1	
11	CLP-00230	SNAP RING (PARKER)	2				
12	HAAAK0327	HYD ADAPT	2				
13	HHAC09305	HYDRAULIC HOSE (MID 2024 & ON)	1			FOR JD X9 USE KIT-01733B, DOES NOT	
OR	HHAC12005	HYDRAULIC HOSE (UP TO MID 2024)	1			INCLUDE ITEMS 2 & 3	
14	291792 01	VALVE MOUNTING PLATE	1				
15	HVB-27000	PO CHECK VALVE	4			FOR JD X9 ALSO SUPPLY KIT-01737,	
16	WSH-1005	DOWTY WASHER	2			HYDRAULIC LOOM KIT	
17	HMA-0052	HYD ADAPT	1				
18	FITC00303	BLANKING PLUG	2				
19	BLTA06320	BOLT	2				
20	WSH-0009	PLAIN WASHER	4				
21	NUT-0260	NYLOC NUT	2				
22	FITC00403	BLANKING CAP (UPTO 2022)	1				
23	HAPAA0302	HYD RESTRICTOR	1				



**Shelbourne Reynolds Engineering Limited**

ASSY NUMBER: KIT-01735				ASSY DESCRIPTION: AGCO IDEAL HYDRAULIC MULTICOUPLER KIT			
ITEM	PART NO	DESCRIPTION	QTY	ITEM	PART NO	DESCRIPTION	QTY
1	HQR-93100	IDEAL MULTICOUPLER HOUSING	1				
2	198278 01	LOOM & PLUG ASSY AGCO	1				
3	CIR-0450	EXTERNAL CIRCLIP	1				
4	HQR-13026A	COUPLING	1				
5	CLP-00230	SNAP RING	1				
6	HAAAK0327	HYDRAULIC FITTING	1				
7	HHAC10010	HYDRAULIC HOSE (MID 2024 & ON)	1				
OR	HHAC12010	HYDRAULIC HOSE (UPTO MID 2024)	1				
8	292127 01	PARKING BRACKET	1				
9	HSS-0238	BOLT	2				
10	WSH-0018	PLAIN WASHER	2				
11	NUT-0269	NYLOC NUT	2				



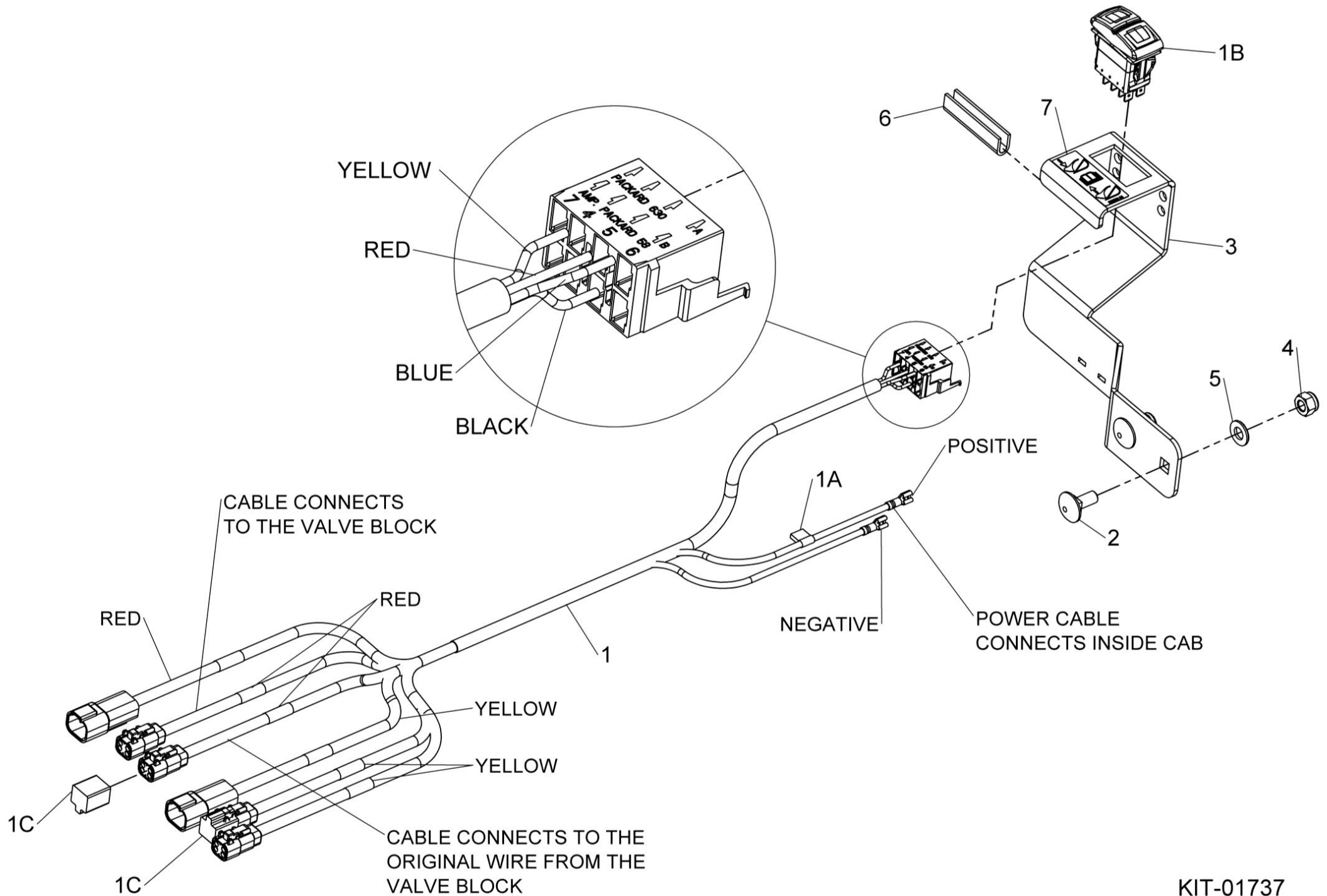


**KIT-01735**



**Shelbourne Reynolds Engineering Limited**

ASSY NUMBER: KIT-01737, KIT-01737B & KIT-01737C				ASSY DESCRIPTION: JD X9 & S7 HYD LOOM KIT			
ITEM	PART NO	DESCRIPTION	QTY	ITEM	PART NO	DESCRIPTION	QTY
1	292995 01	JD X9 HYD LOOM	1				
OR	293857 01	JD S7 700 HYD LOOM	1				
OR	293858 01	JD S7 800 & S7 900 HYD LOOM	1				
1a	FUS-0022	FUSE	1				
1b	SWT-00520	SWITCH	1				
	DIO-01005				KIT-01737	JD X9 HYD LOOM KIT	
1c	DIO-01005	LOOM CAP	2				
2	BLT-4710	COACH BOLT	2		KIT-01737B	JD S7 700 HYD LOOM KIT	
3	292986 01	SWITCH PLATE	1				
4	NUT-0263	NYLOC NUT	2		KIT-01737C	JD S7 800/900 HYD LOOM KIT	
5	WSH-0012	PLAIN WASHER	2				
6	EDS-11400	PVC EDGING STRIP	0.06m				
7	293081 01	CROP DEFLECTOR SWITCH STICKER	1				



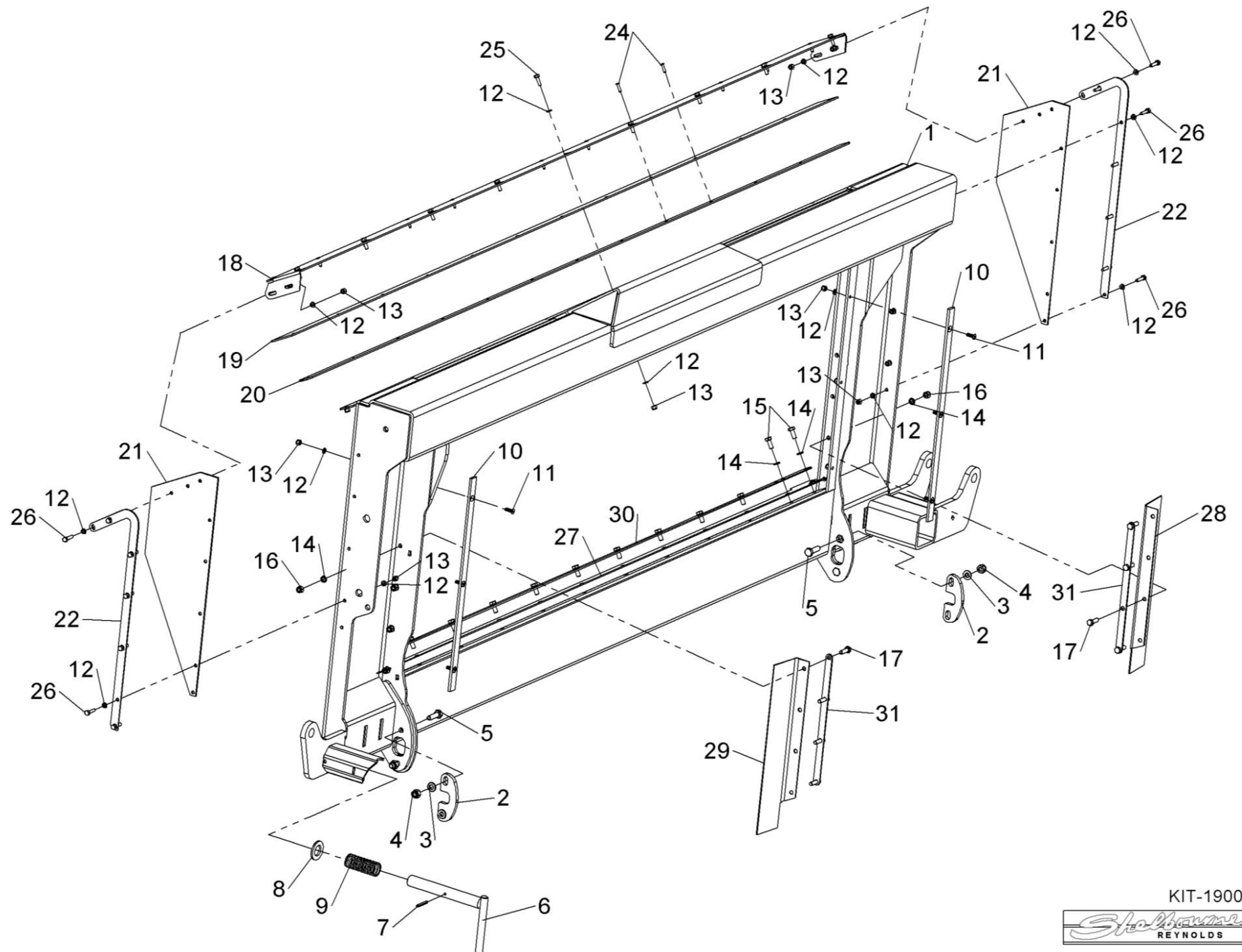


# Adaptor Plates

## Shelbourne Reynolds Engineering Limited

ASSY NUMBER: KIT-19002				ASSY DESCRIPTION: JD ADAPTOR PLATE			
ITEM	PART NO	DESCRIPTION	QTY	ITEM	PART NO	DESCRIPTION	QTY
1	198377 01	JD ADAPTOR W/A (2011 & ON)	1				
2	198521 01	PIN HOLE PLATE	2				
3	WSH-0015	PLAIN WASHER	4				
4	NUT-0265	NYLOC NUT	4				
5	HSS-0198	SETSCREW	4				
6	199467 01	LOCKING PIN (25mm) (2013 & ON)	1				
OR	198620 01	LOCKING PIN (19mm) (UPTO 2013)	1				
7	PIN-1775	ROLL PIN	1				
8	WSH-0036	PLAIN WASHER (25mm PIN)	1				
OR	WSH-0030	PLAIN WASHER (19mm PIN)	1				
9	SPGC32925	COMPRESSION SPRING (25mm PIN)	1				
OR	SPGC32355	COMPRESSION SPRING (19mm PIN)	1				
10	197208 01	PACKER PLATE	2				
11	SCW-1580	CSK SOCKET HD SCW	6				
12	WSH-0009	PLAIN WASHER	52				
13	NUT-0260	NYLOC NUT	29				
14	WSH-0058	SPRING WASHER	14				
15	HSS-0140	SETSCREW	12				
16	NUT-0263	NYLOC NUT	8				
17	HSS-0145	BOLT	8				
18	199476 01	FRONT SEAL PLATE (2013 & ON)	1				
OR	199195 01	FRONT SEAL PLATE (2012 ONLY)	1				
OR	198719 01	FRONT SEAL PLATE (UPTO 2012)	1				
19	199159 01	TOP SEAL STRIP (2012 & ON)	1				
OR	198711 01	TOP SEAL STRIP (UPTO 2012)	1				
20	198715 01	CLAMP STRIP	1				
21	198717 01	SIDE SEAL	2				
22	199479 01	SEAL CLAMP	2				
23	WSH-0012	PLAIN WASHER	6				
24	POP-0006	POP RIVET	13				
25	HSS-0086	SETSCREW	9				
26	HSS-0088	SETSCREW	14				
27	198921 01	BOTTOM SEAL PLT (2011 & ON)	1				
28	198922 01	LH SEAL PLT (2011 & ON)	1				
29	198922 02	RH SEAL PLT (2011 & ON)	1				
30	198988 01	BOTTOM CLAMP STRIP	1				
31	198987 01	SIDE CLAMP STRIP	2				
						*THIS KIT ONLY FITS HOOK STYLE FACEPATES AND NOT OLDER CLAMP BLOCK STYLE, CONTACT YOUR JD DEALER FOR UPDATE KIT*	



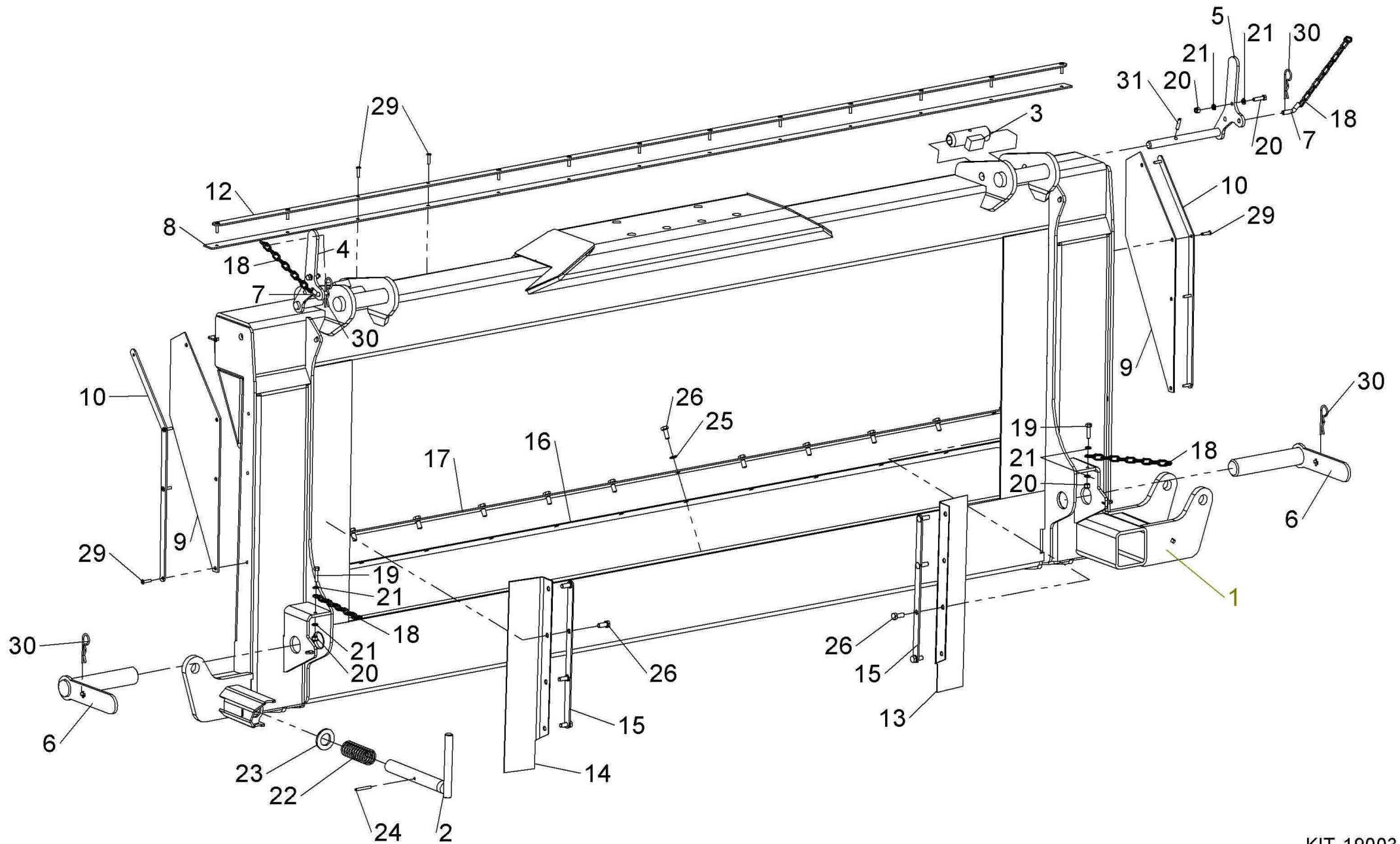


KIT-19002



**Shelbourne Reynolds Engineering Limited**

ASSY NUMBER: KIT-19003				ASSY DESCRIPTION: CLAAS LEXION ADAPTOR PLT KIT			
ITEM	PART NO	DESCRIPTION	QTY	ITEM	PART NO	DESCRIPTION	QTY
1	198375 01	LEXION ADAPTOR W/A (2011 & ON)	1				
2	199467 01	LOCKING PIN (2012 & ON)	1				
OR	198620 01	LOCKING PIN (UPTO 2012)	1				
3	193154 01	TOP LOCK	2				
4	193153 01	TOP LOCKING LEVER LH	1				
5	193153 02	TOP LOCKING LEVER RH	1				
6	198656 01	LOCKING PIN W/A	2				
7	195878 01	LOCKING HANDLE ASSY	2				
8	198711 01	TOP SEAL STRIP	1				
9	290148 01	SIDE SEAL (RIVET) (2016 & ON)	2				
OR	198712 01	SIDE SEAL (BOLT) (UPTO 2016)	2				
10	290149 01	CLAMP STRIP (RIVET) (2016 & ON)	2				
OR	198713 01	CLAMP STRIP (BOLT) (UPTO 2016)	2				
11	198714 01	CLAMP STRIP (UPTO 2016)	2				
12	290538 01	CLAMP STRIP (2018 & ON)	2				
OR	198715 01	CLAMP STRIP (UPTO 2018)	1				
13	198922 01	SIDE SEAL (2011 & ON)	1				
14	198922 02	SIDE SEAL (2011 & ON)	1				
15	198987 01	SIDE CLAMP STRIP (2011 & ON)	2				
16	198986 01	PVC SEAL STRIP (2011 & ON)	1				
17	198989 01	CLAMP STRIP (2011 & ON)	1				
18	CHN-0145	CHAIN	0.17m				
18	CHN-0145	CHAIN	0.17m				
18	CHN-0145	CHAIN	0.17m				
18	CHN-0145	CHAIN	0.17m				
19	HSS-0088	HEX HD BOLT	4				
20	NUT-0260	NYLOC NUT	4				
21	WSH-0009	PLAIN WASHER	8				
22	SPGC32925	COMPRESSION SPRING (2012 & ON)	1				
OR	SPGC32355	COMPRESSION SPRING (UPTO 2012)	1				
23	WSH-0036	PLAIN WASHER (2012 & ON)	1				
OR	WSH-0030	PLAIN WASHER (UPTO 2012)	1				
24	PIN-1775	ROLL PIN	1				
25	WSH-0058	SPRING WASHER (2011 & ON)	20				
26	HSS-0140	SETSCREW (2011 & ON)	20				
27	NUT-0263	NYLOC NUT (UPTO 2016)	6				
28	WSH-0012	PLAIN WASHER (UPTO 2016)	6				
29	POP-0006	POP RIVET	22				
30	CLP-00103	R CLIP	4				
31	PIN-1923	ROLL PIN	2				

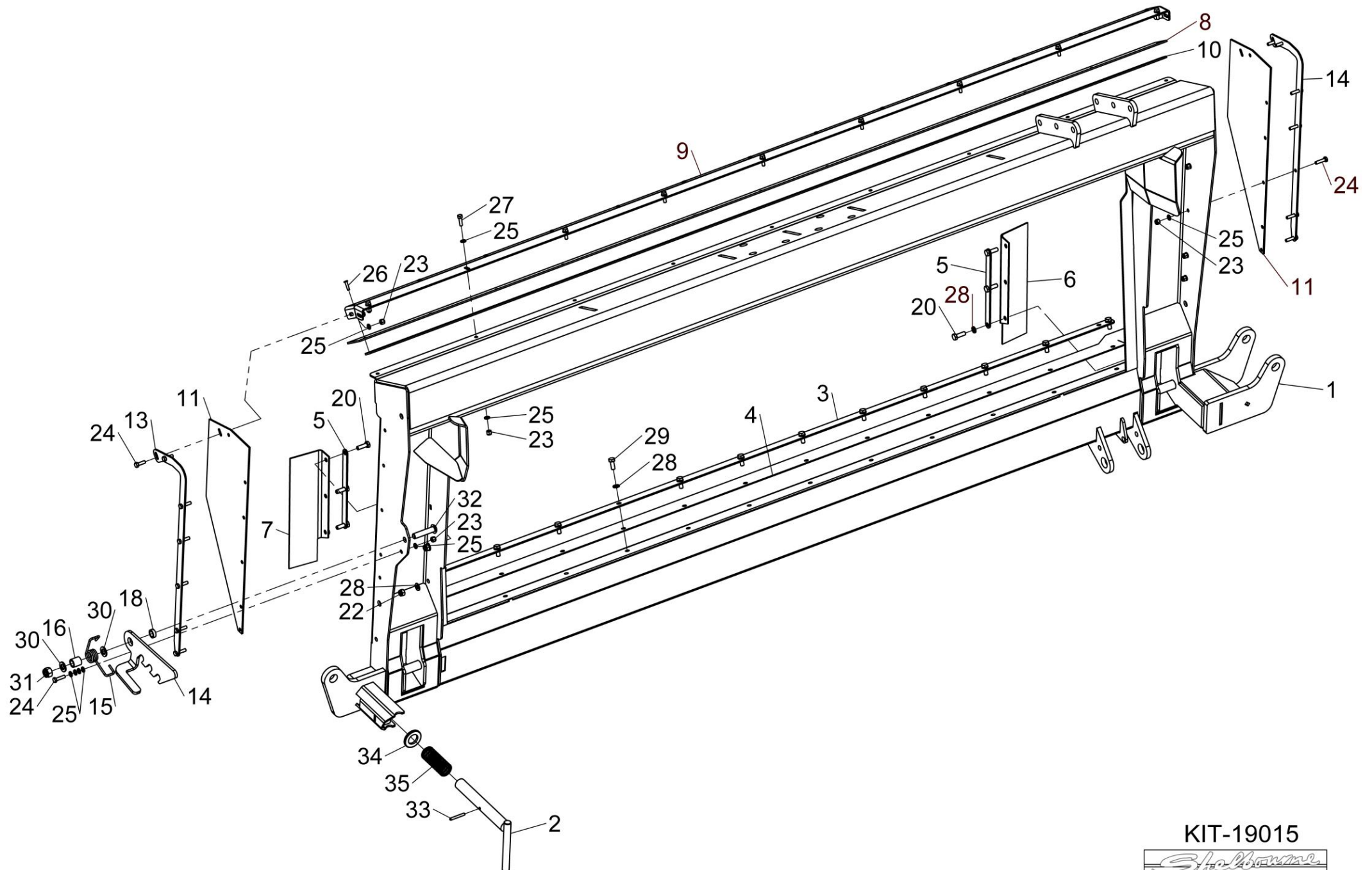


KIT-19003



**Shelbourne Reynolds Engineering Limited**

ASSY NUMBER: KIT-19015				ASSY DESCRIPTION: CNH ADAPTOR PLATE			
ITEM	PART NO	DESCRIPTION	QTY	ITEM	PART NO	DESCRIPTION	QTY
1	199199 01	CNH ADAPTOR PLT W/A	1				
2	199467 01	LOCKING PIN (25mm)	1				
OR	198620 01	LOCKING PIN (19mm)	1				
3	198989 01	METAL STRIP	1				
4	198986 01	RUBBER STRIP	1				
5	198987 02	SIDE CLAMP STRIP	2				
6	199513 01	SIDE SEAL	1				
7	199513 02	SIDE SEAL	1				
8	199159 01	TOP SEAL STRIP	1				
9	199750 01	RUBBER FIXING PLT (2014 & ON)	1				
OR	199227 01	RUBBER FIXING PLT (UPTO 2014)					
10	198715 01	CLAMP STRIP	1				
11	199228 01	SIDE SEAL	2				
12							
13	199226 01	AROUND HD PLT	2				
14	198802 01	LOCKING PLATE	1				
15	198807 01	TORSION SPRING	1				
16	198811 01	SPACER TUBE	1				
17							
18	198789 01	SPACER TUBE	1				
19							
20	HSS-0145	SETSCREW	6				
21	WSH-0012	PLAIN WASHER	6				
22	NUT-0263	NYLOC NUT	6				
23	NUT-0260	NYLOC NUT	24				
24	HSS-0088	SETSCREW	11				
25	WSH-0009	PLAIN WASHER	37				
26	POP-0006	POP RIVET	13				
27	HSS-0086	SETSCREW	13				
28	WSH-0058	SPRING WASHER	14				
29	HSS-0140	SETSCREW	12				
30	WSH-0018	PLAIN WASHER	2				
31	NUT-0269	NYLOC NUT	1				
32	SCBA12350	BUTTON HEAD SCREW (	1				
33	PIN-1775	ROLL PIN	1				
34	WSH-0036	PLAIN WASHER (25mm PIN)	1				
OR	WSH-0030	PLAIN WASHER (19mm PIN)	1				
35	SPGC32925	COMPRESSION SPRING (25mm PIN)	1				
OR	SPGC32355	COMPRESSION SPRING (19mm PIN)	1				



KIT-19015

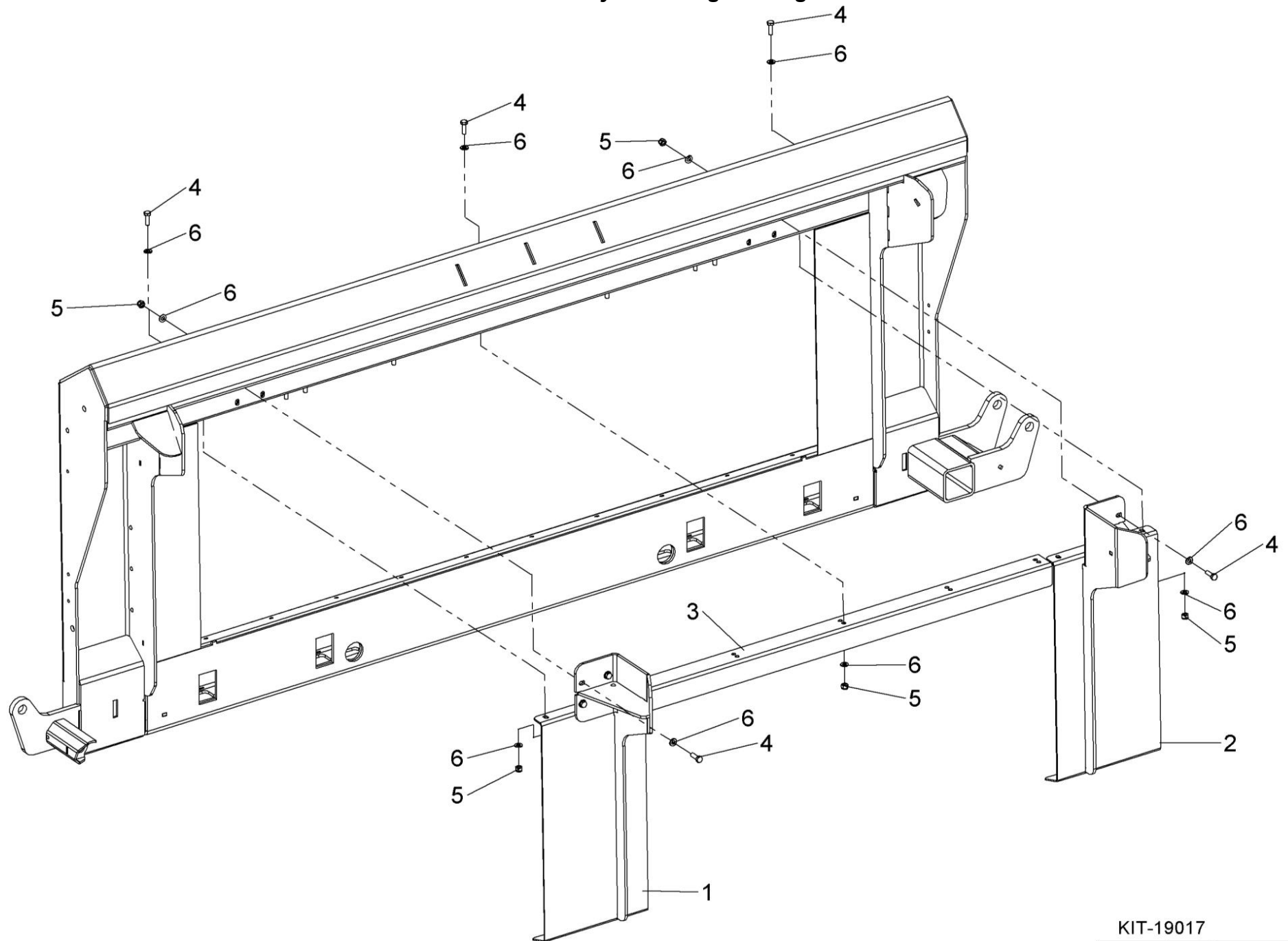




***Shelbourne Reynolds Engineering Limited***

[illegible]



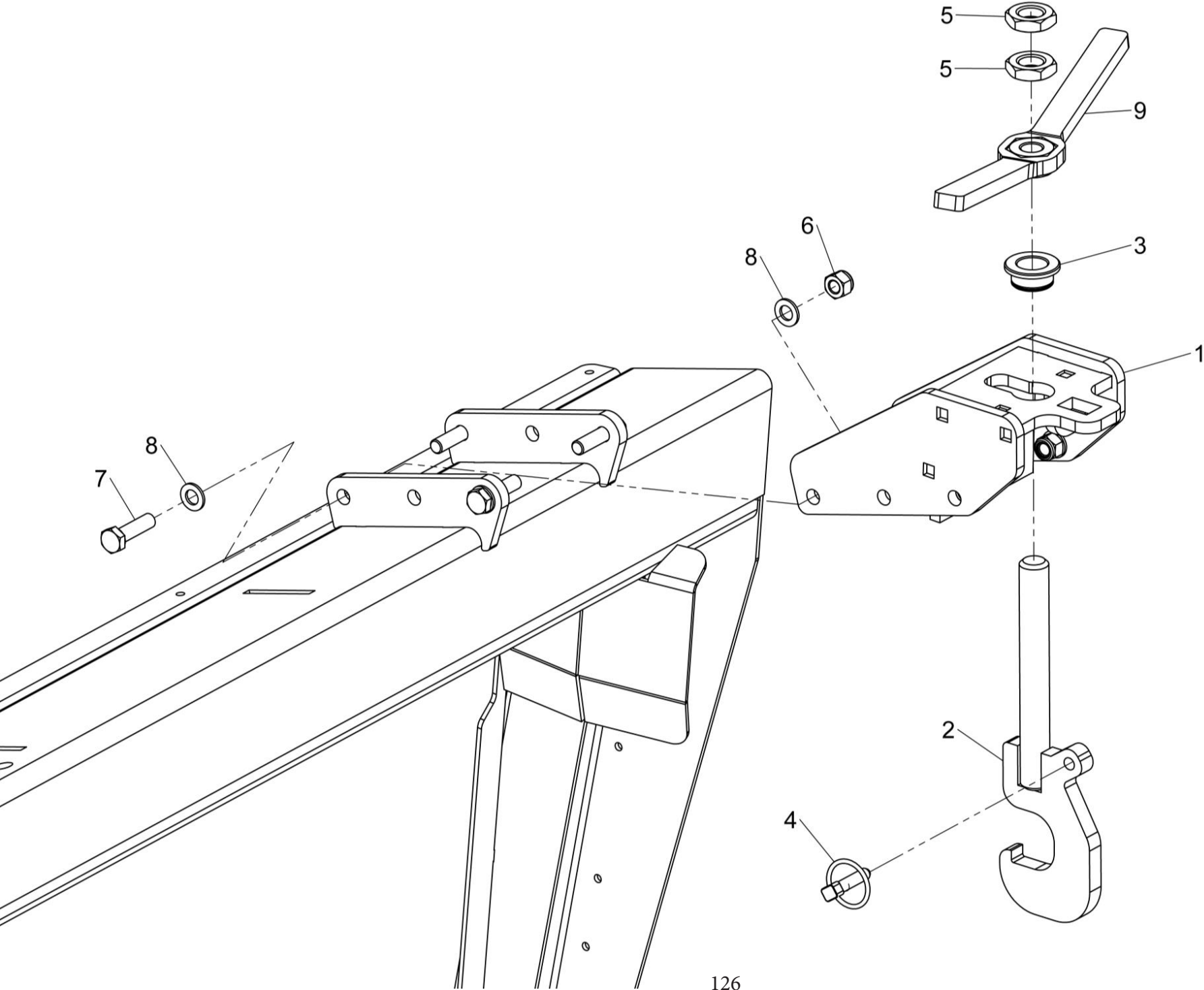


KIT-19017



***Shelbourne Reynolds Engineering Limited***

ASSY NUMBER: KIT-19026				ASSY DESCRIPTION: CNH ADAPTOR PLATE HOOK & BRKT ASSY			
ITEM	PART NO	DESCRIPTION	QTY	ITEM	PART NO	DESCRIPTION	QTY
1	199705 01	HOOK MOUNTING W/A (2014 & ON)	1				
2	199728 01	ADAPTOR HOOK (2014 & ON)	1				
3	199621 01	TOP HAT BUSH (2014 & ON)	1				
4	PIN-01950	LYNCH PIN (2014 & ON)	1				
5	NUT-0390	HALF NUT (2018 & ON)	2				
OR	NUT-0190	PLAIN NUT (UP TO 2018)	2				
6	NUT-0269	NYLOC NUT	4				
7	BLTA12290	HEX HD BOLT	4				
8	WSH-0018	PLAIN WASHER	8				
9	290563 01	WING NUT W/A (2018 & ON)	1				

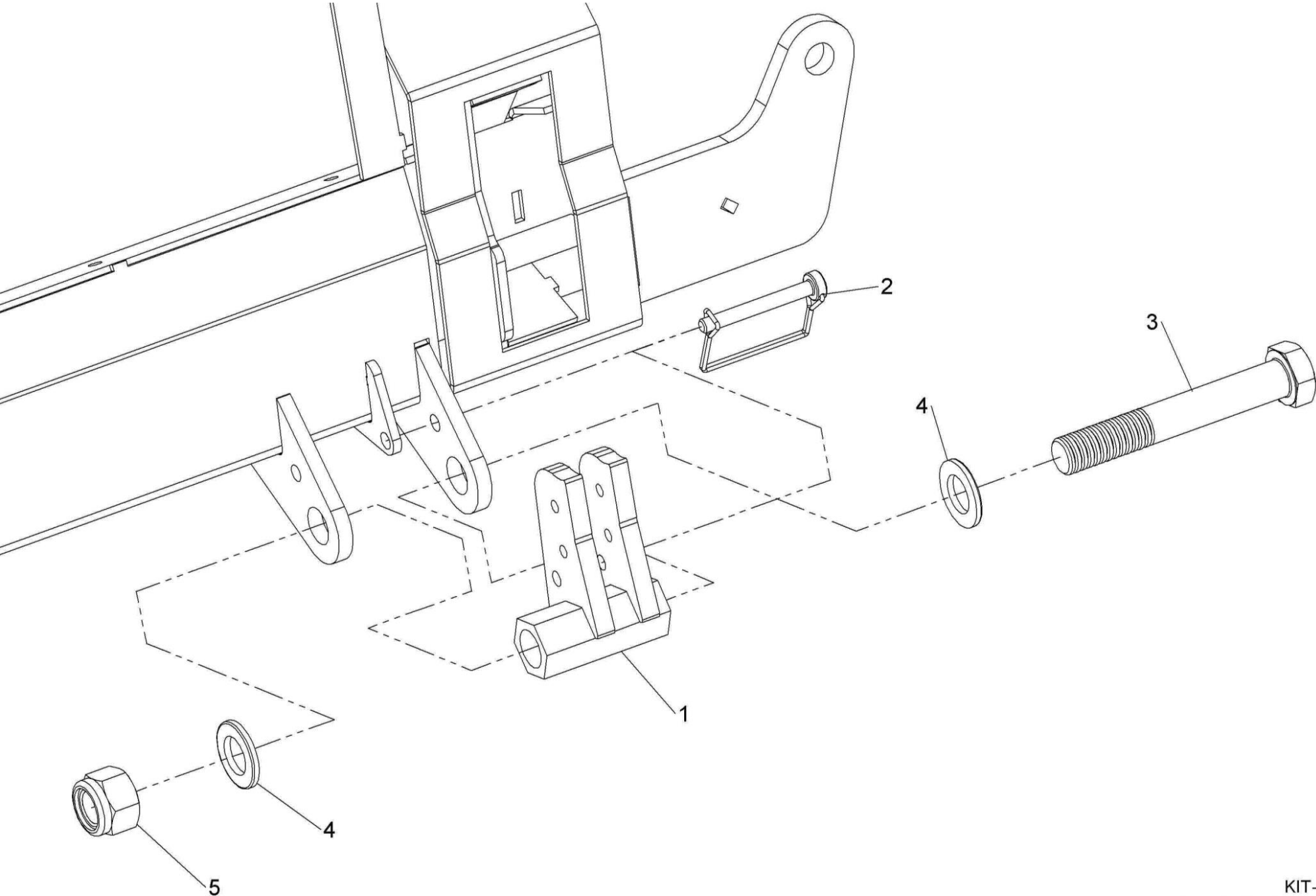


KIT-19026



***Shelbourne Reynolds Engineering Limited***

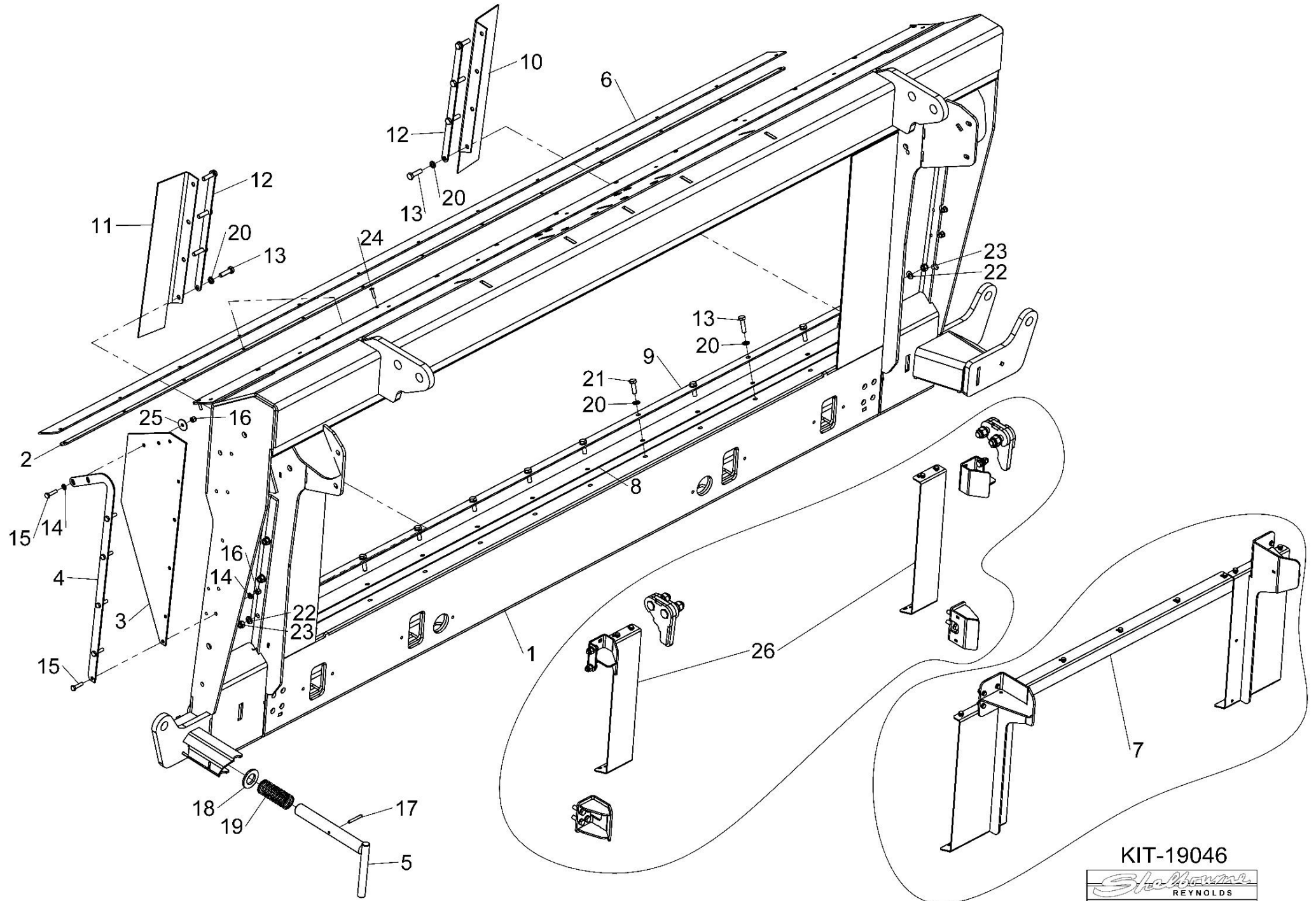
ASSY NUMBER: KIT-19028				ASSY DESCRIPTION: NH BOTTOM BEAM LOCKING KIT			
ITEM	PART NO	DESCRIPTION	QTY	ITEM	PART NO	DESCRIPTION	QTY
1	199730 01	NH BOTTOM BEAM LOCK	1				
2	PIN-03900	SQUARE SHAFT LOCKING PIN	1				
3	BLTA24740	BOLT	1				
4	WSH-0036	PLAIN WASHER	2				
5	NUT-0275	NYLOC NUT	1				



**Shelbourne Reynolds Engineering Limited**

ASSY NUMBER: KIT-19046				ASSY DESCRIPTION: AGCO ADAPTOR PLATE KIT			
ITEM	PART NO	DESCRIPTION	QTY	ITEM	PART NO	DESCRIPTION	QTY
1	290700 01	AGCO ADAPTOR PLATE W/A	1				
2	198715 01	CLAMP STRIP	1				
3	198717 01	SIDE SEAL	2				
4	199479 01	SEAL CLAMP	2				
5	199467 01	LOCKING PIN	1				
6	199159 01	TOP SEAL PLATE	1				
7	KIT-19017	FILL IN PLT KIT (GLENER ONLY)	A/R				
		<b>SEE KIT-19017 PAGE</b>					
		<b>FOR PARTS BREAK DOWN</b>					
8	199207 01	LOWER SEAL	1				
9	199197 01	LOWER SEAL MOUNTING PLATE	1				
10	198922 01	SEAL	1				
11	198922 02	SEAL	1				
12	198987 01	SIDE CLAMP PLATE	2				
13	HSS-0150	BOLT	12				
14	WSH-0009	PLAIN WASHER	12				
15	HSS-0088	SET SCREW	12				
16	NUT-0260	NYLOC NUT	12				
17	PIN-1775	ROLL PIN	1				
18	WSH-0036	PLAIN WASHER	1				
19	SPGC32925	COMPRESION SPRING	1				
20	WSH-0058	SPRING WASHER	14				
21	HSS-0145	BOLT	8				
22	WSH-0012	PLAIN WASHER	6				
23	NUT-0263	NYLOC NUT	6				
24	POP-0006	POP RIVET	13				
25	WSH-1036	PLAIN WASHER	2				
26	KIT-19049	FILL IN PLT KIT (IDEAL ONLY)	A/R				
		<b>SEE KIT-19049 PAGE</b>					
		<b>FOR PARTS BREAK DOWN</b>					



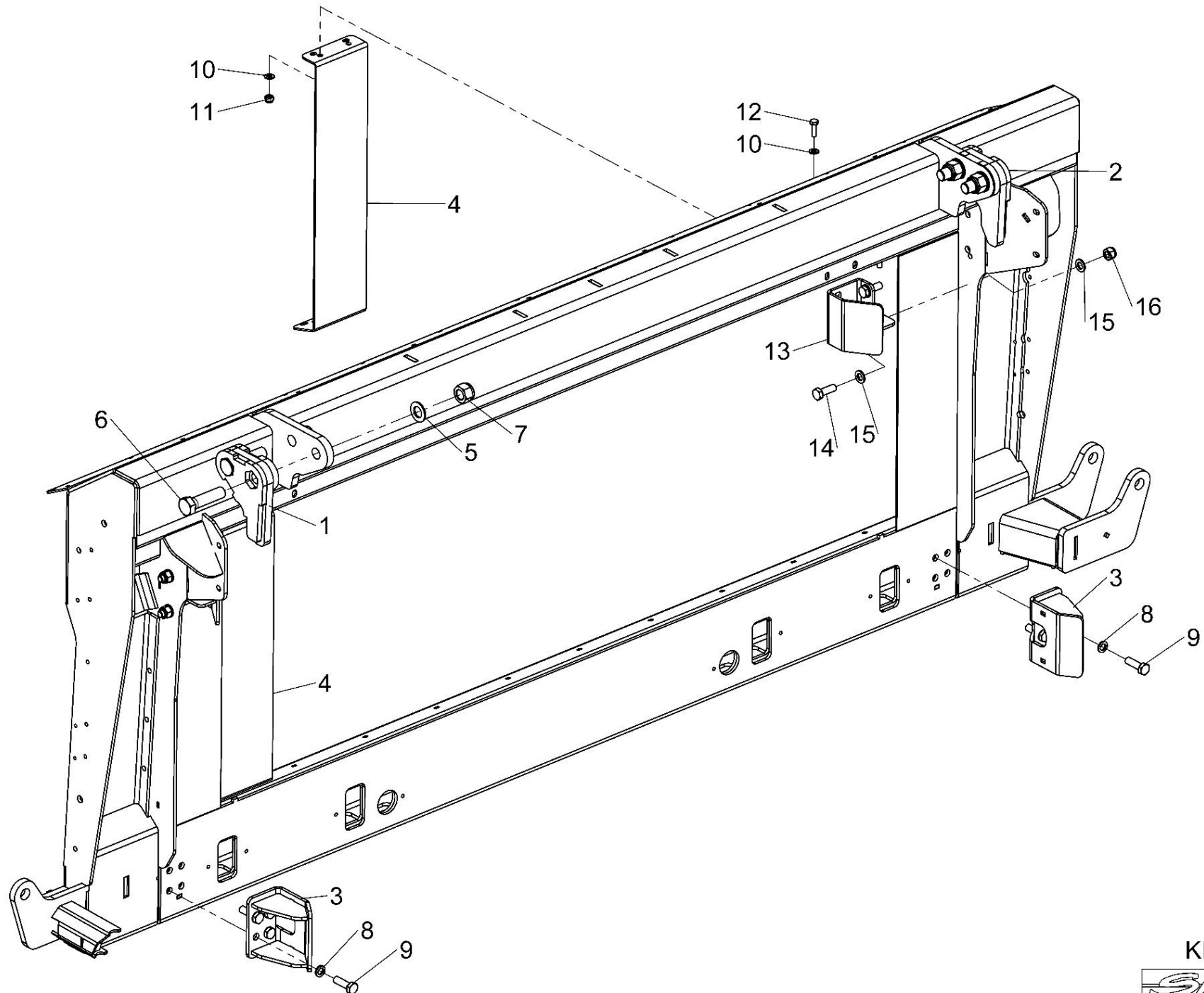


KIT-19046



**Shelbourne Reynolds Engineering Limited**

ASSY NUMBER: KIT-19049				ASSY DESCRIPTION: AGCO IDEAL MOUNTING KIT			
ITEM	PART NO	DESCRIPTION	QTY	ITEM	PART NO	DESCRIPTION	QTY
1	292595 01	IDEAL LUG W/A RH (2023 & ON)	1				
OR	291063 01	CLOSE LUG (UPTO 2023)	2				
		FOR SPARES SUPPLY 292595 01 & 292595 02					
2	292595 02	IDEAL LUG W/A RH (2023 & ON)	1				
3	292790 01	LOCKING BRACKET	2				
4	291065 01	FILL PLATE	2				
5	WSH-0030	WASHER	8				
6	BLTA20470	BOLT (2023 & ON)	4				
OR	HSSA20410	SETSCREW (UPTO 2023)	4				
7	NUTA02200	NYLOC NUT	4				
8	WSH-0065	SPRING WASHER	8				
9	HSS-0250	SETSCREW	8				
10	WSH-0012	WASHER	8				
11	NUT-0263	NYLOC NUT	4				
12	HSS-0145	BOLT	4				
13	291113 01	GUIDE W/A (UPTO 2023)	2				
14	HSS-0241	SETSCREW	4				
15	WSH-0018	WASHER	8				
16	NUT-0269	NYLOC NUT	8				

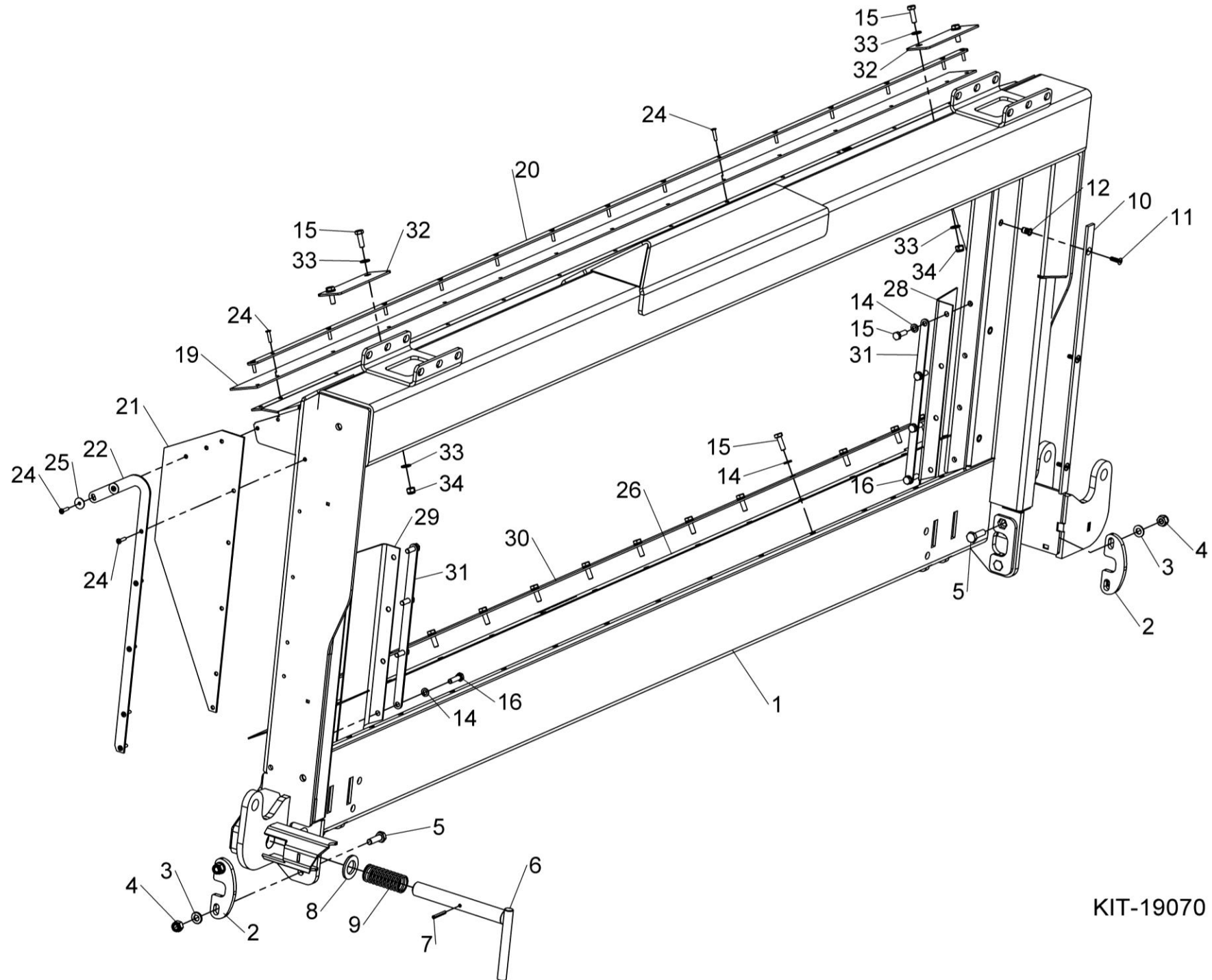


KIT-19049



**Shelbourne Reynolds Engineering Limited**

ASSY NUMBER: KIT-19070				ASSY DESCRIPTION: JD X9 ADAPTOR PLATE			
ITEM	PART NO	DESCRIPTION	QTY	ITEM	PART NO	DESCRIPTION	QTY
1	291901 01	JD X9 ADAPTOR W/A	1				
2	198521 01	PIN HOLE PLATE	2				
3	WSH-0015	PLAIN WASHER	4				
4	NUT-0265	NYLOC NUT	4				
5	HSS-0198	SETSCREW	4				
6	199467 01	LOCKING PIN	1				
7	PIN-1775	ROLL PIN	1				
8	WSH-0036	PLAIN WASHER	1				
9	SPGC32925	COMPRESSION SPRING	1				
10	197208 01	PACKER PLATE	A/R				
11	SCW-1580	CSK SOCKET HD SCW	A/R				
12	NUTA13060	NUTSERT	6				
13							
14	WSH-0058	SPRING WASHER	22				
15	HSS-0145	SETSCREW	22				
16	HSS-0150	SETSCREW	4				
17							
18							
19	291896 01	TOP SEAL STRIP X9	1				
20	291897 01	TOP CLAMP STRIP X9	1				
21	198717 01	SIDE SEAL	2				
22	199479 01	SEAL CLAMP	2				
23			4				
24	POP-0006	POP RIVET	29				
25	WSH-1034	PENNY WASHER	4				
26	291894 01	BOTTOM SEAL STRIP X9	1				
27							
28	198922 01	LH SEAL PLT	1				
29	198922 02	RH SEAL PLT	1				
30	291895 01	BOTTOM CLAMP STRIP X9	1				
31	198987 01	SIDE CLAMP STRIP	2				
32	290906 01	COVER PLATE	2				
33	WSH-0012	PLAIN WASHER	8				
34	NUT-0263	NYLOC NUT	4				

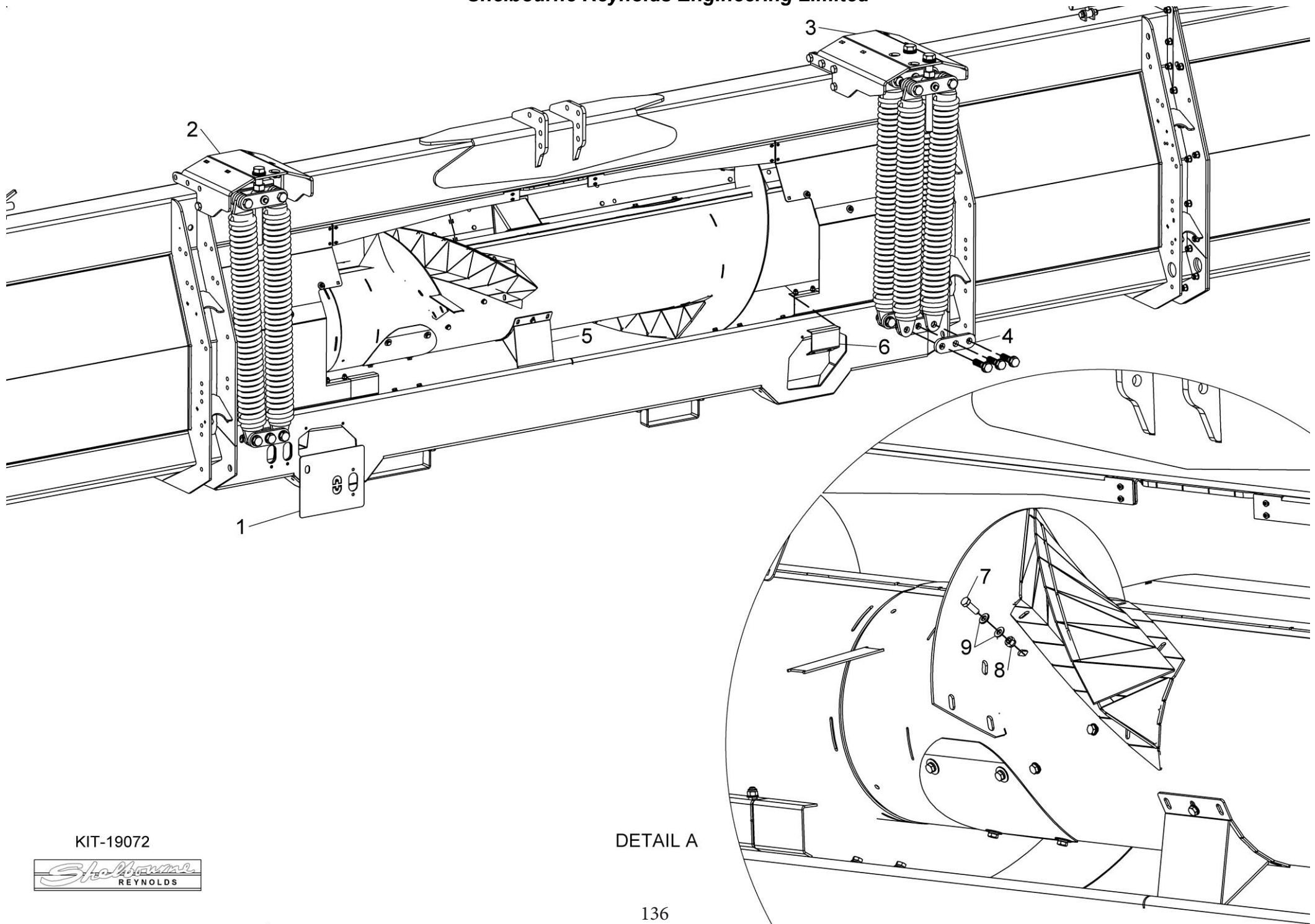


KIT-19070

**Shelbourne Reynolds Engineering Limited**

ASSY NUMBER: KIT-19072				ASSY DESCRIPTION: X9 ADAPTOR EXCEL RETROFIT PARTS			
ITEM	PART NO	DESCRIPTION	QTY	ITEM	PART NO	DESCRIPTION	QTY
1	291984 01	LOCKING HOLE TEMPLATE	1				
2	291980 01	LH SPRING MOUNT W/A	1				
3	291982 01	RH SPRING MOUNT W/A	1				
4	291978 01	SPRING ASSY BOTTOM PLATE	6				
5	292575 01	FLAT PADDLE W/A	2				
6	290390 01	SCRAPER EXTENSION	2				
7	HSS-0145	SETSCREW	10				
8	NUT-0263	NYLOC NUT	10				
9	WSH-0012	PLAIN WASHER	20				
10							
11							
12							



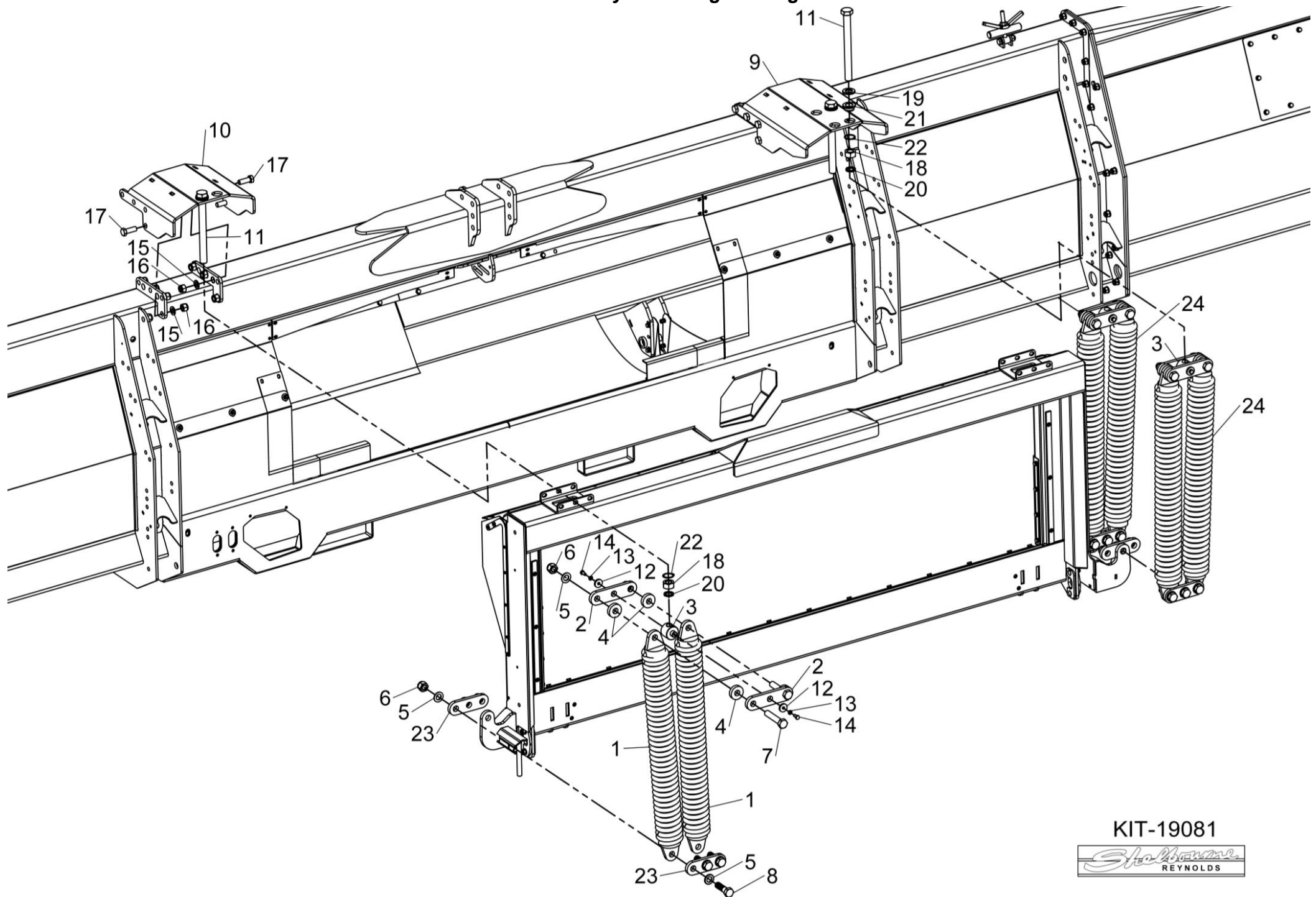


KIT-19072



**Shelbourne Reynolds Engineering Limited**

ASSY NUMBER: KIT-19081				ASSY DESCRIPTION: SPRING TILT KIT (NARROW) X9			
ITEM	PART NO	DESCRIPTION	QTY	ITEM	PART NO	DESCRIPTION	QTY
1	198659 01	TILT SPRING	6				
2	198645 01	SPRING MOUNTING PLATE	6				
3	199670 01	SPRING ADJ BUSH	3				
4	190548 98	SPACER	12				
5	WSH-0030	PLAIN WASHER	24				
6	NUTA02200	NYLOC NUT	15				
7	BLTA20560	BOLT	6				
8	BLT-2367	BOLT	9				
9	291982 01	TOP MOUNTING RH	1				
10	291980 01	TOP MOUNTING LH	1				
11	HSSA24950	SET SCREW	3				
12	190548 29	WASHER	6				
13	WSH-0058	SPRING WASHER	6				
14	HSS-0135	BOLT	6				
15	WSH-0024	PLAIN WASHER FORM A	18				
16	NUT-0271	NYLOC NUT	18				
17	HSS-0317	SET SCREW	18				
18	NUT-0190	PLAIN NUT	3				
19	WSH-0036	WASHER	3				
20	190548 62	WASHER	3				
21	199621 01	TOP HAT BUSH	3				
22	CIR020034	CIRCLIP	3				
23	291978 01	SPRING ASSY BOTTOM PLT	6				
24	KIT-19082	TWIN SPRING SUB ASSY (ITEMS 1-8 & 12-14 & 23)					



KIT-19081

