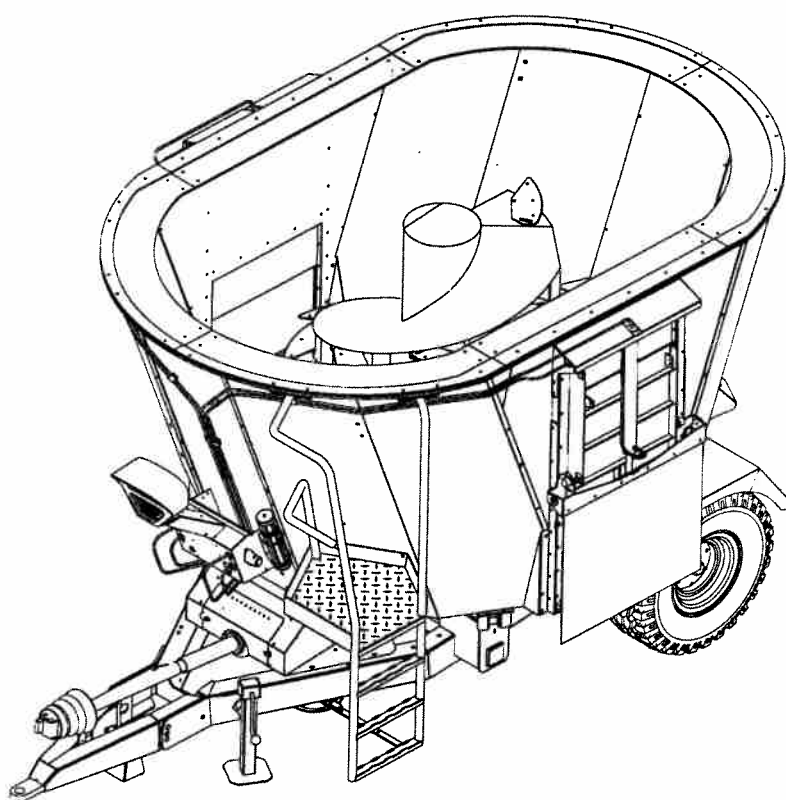


powermix

8 m³ 10 m³ 12 m³ *Popular*

PARTS LIST MANUAL



Shelbourne Reynolds Engineering Ltd
Stanton
Bury St Edmunds
Suffolk IP31 2AR
England

Telephone: 01359 250415 (Stores direct 01359 251231)
Fax. No: 01359 250464 (Stores direct 01359 252031)



INVESTOR IN PEOPLE

ISSUE 12
05.02.04

PARTS LISTINGS

MACHINE IDENTIFICATION

The Powermix machine and serial identification numbers are engraved on a plate situated on the left-hand side of the chain guard.

To ensure component parts are supplied correctly, we recommend that you record the serial no, machine no and any kit option numbers in the space below.

POWERMIX SERIAL NUMBER _____

POWERMIX MACHINE NUMBER _____

KIT OPTION	KIT OPTION	KIT OPTION
KIT OPTION	KIT OPTION	KIT OPTION
KIT OPTION	KIT OPTION	KIT OPTION
KIT OPTION	KIT OPTION	KIT OPTION
KIT OPTION	KIT OPTION	KIT OPTION

ORDERING SPARE PARTS

To ensure that you order the correct part from your SRE dealer please use the following procedure.

ALWAYS QUOTE THE MACHINE AND SERIAL NUMBERS WHEN ORDERING.

Refer to the front page of this parts list section (machine assemblies), listing all the sub assemblies.

The appropriate assemblies part number (in the top left-hand corner) will match the machine number from the Powermix identification plate.

Use the following sub assembly numbers and descriptions to find the area of the machine that your part is required, i.e. if you need a part which is fitted to the conveyor, your part will be in the conveyor sub assembly parts list.

Having decided which sub-assembly your part should be under, use the number beside that sub-assembly description which will begin with 6190-- to find the parts listing of the sub-assembly further on in the manual. The number will be printed in the top left-hand corner; the sub-assemblies are in numerical order.

Having found the correct parts list, you will find the corresponding drawing by either looking at the facing page or progressing through the manual to the next drawing.

The drawings indicate the components by item numbers, which you will find, are repeated in the left-hand side of your parts listing, and therefore referring to the correct part.

LIST OF KIT NUMBERS
FOR 8,10 & 12 m3 MACHINES

MAN-05230

1.	619912 01	8m3 DOUBLE DOOR M/c
2.	619912 02	8m3 LH DOOR M/c
3.	619912 03	8m3 RH DOOR M/c
4.	619912 05	10m3 DOUBLE DOOR M/c
5.	619912 06	10m3 LH DOOR M/c
6.	619912 07	10m3 RH DOOR M/c
7.	619046 01	AUGER FIXING SUB ASSY KIT
8.	619047 01	AUGER DRIVE SUB ASSY KIT
9.	619054 01	TRANSFER SUB ASSY KIT
10.	619056 01	AUGER SUB ASSY
11.	619057 01	STANDARD DOOR HYD.. ASSY KIT
12.	619063 01	8m3 DOUBLE DOOR TUB SUB ASSY
13.	619063 02	8m3 LH DOOR TUB SUB ASSY
14.	619063 03	8m3 RH DOOR TUB SUB ASSY
15.	619063 05	10m3 DOUBLE DOOR TUB SUB ASSY
16.	619063 06	10m3 LH DOOR TUB SUB ASSY
17.	619063 07	10m3 RH DOOR TUB SUB ASSY
18.	619064 01	CHASSIS SUB ASSY
19.	619074 01	AUGER SUB ASSY
20.	619102 01	AUGER DRIVE ASSY
21.	GEA-0155	BEVEL GEARBOX ASSY
22.	KIT-02602	BRAKE RELIEF KIT
23.	KIT-02644	SMALL WHEEL KIT
24.	KIT-02646	HYDRAULIC BRAKE KIT
25.	KIT-02647	STANDARD WHEEL KIT
26.	KIT-02650	MUDGUARDS & LIGHTS KIT
27.	KIT-02651	8m3 RUBBER RETAINING KIT
28.	KIT-02652	10m3 RUBBER RETAINING KIT
29.	KIT-02654	DIRECT TRACTOR HYD.. KIT
30.	KIT-02658	USA EXTN.. SIDE KIT
31.	KIT-02660	RUBBER RETAINING KIT (200mm EXTN.. SIDES)
32.	KIT-02661	EUROPE/UK PTO KIT
33.	KIT-02662	USA/CANADA PTO KIT
34.	KIT-02663	MACHINE WITH NO BRAKES
35.	KIT-02670	MUDGUARDS KIT
36.	KIT-02677	4" TUB RAISE KIT
37.	KIT-02681	TUV KIT
38.	KIT-02682	8m3 EXTN.. SIDES KIT (200mm)
39.	KIT-02683	CHUTE KIT (NO DOOR SEALS & NO CONV..)
40.	KIT-02684	CHUTE KIT (DOOR SEALS & NO CONV..)
41.	KIT-02698	RUBBER CHUTE KIT(DOOR SEALS ONLY)
42.	KIT-02699	2" TUB RAISE KIT
43.	KIT-03102	DOOR CHUTE KIT(ORKNEYS)

44.KIT-03103	UK DRAWBAR KIT
45.KIT-03104	DOOR WITH SEALS
46.KIT-03105	CONTINENTIAL D/BAR(SWAN NECK)
47.KIT-03106	CONTINENTIAL D/BAR(FLAT)
48.KIT-03107	OVER-RUN BRAKE KIT
49.KIT-03109	HYD.. PARKING JACK KIT
50.KIT-03110	2 STATION MANUAL VALVE
51.KIT-03111	DISCHARGE ROLLER KIT
52.KIT-03112	DISCHARGE ROLLER HYD.. KIT
53.KIT-03113	PARKING JACK KIT
54.KIT-03114	WHEEL STOP KIT
55.KIT-03115	8 – 12m3 EXTN.. SIDE KIT (500mm)
56.KIT-03117	BATTERY PACK KIT
57.KIT-03121	1m RH CONV..HYD.. KIT
58.KIT-03122	1m LH CONV..HYD.. KIT
59.KIT-03123	AIR BRAKE KIT
60.KIT-03125	USA DRAWBAR KIT
61.KIT-03126	2/3m RH CONV..HYD.. KIT
62.KIT-03127	2/3m LH CONV..HYD.. KIT
63.KIT-03130	10m3 EXTN.. SIDE KIT (180mm)
64.KIT-03131	2m CONV.. KIT
65.KIT-03132	3m CONV.. KIT
66.KIT-03133	1m CONV.. KIT
67.KIT-03135	DIRECT TRACTOR HYD..(WITH CONV..)
68.KIT-03136	8 – 10m3 EXTN.. SIDE KIT (300mm)
69.KIT-03138	1m CONV.. KIT(WITHOUT LIFT RAM)
70.KIT-03139	1m CONV.. HYD.. KIT(WITHOUT LIFT RAM)
71.KIT-03141	DOOR WITHOUT SEALS
72.KIT-03142	1m CONV.. HYD.. KIT(WITHOUT LIFT RAM)
73.KIT-03143	LOADCELL KIT(BEAM)
74.LCL-00021	WEIGH HEAD SYSTEM
75.KIT-03144	CHUTE KIT(CONV.. & NO DOOR SEALS)
76.KIT-03145	CHUTE KIT(CONV.. & DOOR SEALS)
77.KIT-03146	DUMMY LOADCELL KIT(BEAM)
78.KIT-03147	10-12m3 EXTN.. SIDE KIT
79.KIT-03148	DOOR FLAP KIT(STANDARD)
80.KIT-03149	DOOR FLAP KIT(ORKNEYS)
81.KIT-03156	PARKING JACK KIT(HEAVY DUTY MANUAL OLD)
82.KIT-03163	FEED OUT ROLLER KIT
83.KIT-03166	DOOR CHUTE KIT
84.KIT-03168	PARKING JACK KIT(HEAVY DUTY MANUAL NEW)
85.KIT-03169	TUBULAR STRAW KIT 10m3
86.KIT-03170	HYD JACK PARKING JACK
87.KIT-03173	10-12m3 EXTN.. SIDE KIT(300mm)
88.KIT-03177	STANDARD WHEEL KIT WITH OFFSET NAVE
89.KIT-03178	DOOR BLANKING PLATE KIT

90.KIT-03173	10-12m ³ EXTN SIDE KIT (STR 300mm)
91.KIT-03194	2&3m LH DOOR CONVEYOR KIT
92.KIT-03195	2&3m RH DOOR CONVEYOR KIT
93.KIT-03198	EXTENTION SIDE KIT (600mm)
94.KIT-03201	KNIFE KICKER SUB
95.KIT-03202	BOLT IN ANTI ROTATION KIT
96.KIT-03203	EXTENTION SIDE KIT STRAIGHT (200mm)
97.KIT-03204	1m RH DOOR CONVEYOR HYDRAULIC KIT
98.KIT-03205	FLASHING LIGHT KIT
99.KIT-03206	AUDIBLE ALARM
99KIT-03216	PARKING JACK TRACTOR CONECTION
100KIT-03227	2 & 3m DOOR CONVEYOR HYD KIT (USA ONLY)
101KIT-03229	1mt CONVEYOR HYD KIT(LEVER)(USA)
102KIT-03231	2m SIDE CONVEYOR KIT (USA ONLY)
103KIT-03232	3m SIDE CONVEYOR KIT (USA ONLY)
104KIT-03233	2&3m RH DOOR CONVEYOR HYD KIT (USA ONLY)
105KIT-03236	AXLE (WITH BRAKES KIT)
106KIT-03237	AXLE (NO BRAKES)
107KIT-03265	1M SIDE CONVEYOR KIT
108KIT-03270	10m ³ –12m ³ (300mm) EXTENSION SIDE KIT
109KIT-03274	LOCKING KIT FOR 2&3mt CONVEYORS
110KIT-03277	8m ³ –12m ³ (600mm) EXTENSION SIDE KIT
111KIT-03318	EXTRA LONG FLAP KIT
112KIT-03321	6" TUB RAISE KIT
113KIT-03323	HIGH LOAD ROAD USE TYRE KIT
114KIT-03353	1m CONVEYOR HYDRAULIC KIT (DIVERTER VALVE)
115KIT-03362	3 STATION MANUAL SPOOL VALVE KIT
115 KIT-03376	RUBBER FLAP KIT
116 KIT-03395	300mm EXTENTION TOP
117 KIT-03396	600mm EXTENTION TOP
118 KIT-03397	10m ³ RUBBER RETAINING KIT
119 KIT-03398	12m ³ RUBBER RETAINING KIT

PRINTED 06/02/04

Shelbourne Reynolds Engineering Limited

ASSY NUMBER: 619912 01		SUB ASSY DESCRIPTION: 8m ³ POWERMIX DOUBLE DOOR					
ITEM	PART NO	DESCRIPTION	QTY	ITEM	PART NO	DESCRIPTION	QTY
1	619064 01	CHASSIS SUB ASSY	1				
2	619063 01	8m ³ DOUBLE DOOR TUB SUB ASSY	1				
3	619074 01	AUGER SUB ASSY (FROM 7.6.00)	1				
OR	619056 01	AUGER SUB ASSY	1				
4	619046 01	AUGER FIXING KIT	1				
5	619102 01	AUGER DRIVE SUB ASSY (FOR SERIAL No 126153 & ON)	1				
OR	619047 01	AUGER DRIVE SUB ASSY (UP TO & INC SER NO 125153)	1				
6	619054 01	TRANSFERS SUB ASSY	1				
7	619057 01	STANDARD DOOR HYDRAULICS	2				

Shelbourne Reynolds Engineering Limited

ASSY NUMBER: 619912 02		SUB ASSY DESCRIPTION: 8m ³ POWERMIX LH DOOR					
ITEM	PART NO	DESCRIPTION	QTY	ITEM	PART NO	DESCRIPTION	QTY
1	619064 01	CHASSIS SUB ASSY	1				
2	619063 02	8m ³ LH DOOR TUB SUB ASSY	1				
3	619074 01	AUGER SUB ASSY (FROM 7.6.00)	1				
OR	619056 01	AUGER SUB ASSY	1				
4	619046 01	AUGER FIXING KIT	1				
5	619102 01	AUGER DRIVE SUB ASSY (FOR SERIAL No 126153 & ON)	1				
OR	619047 01	AUGER DRIVE SUB ASSY (UP TO & INC SER NO 125153)	1				
6	619054 01	TRANSFERS SUB ASSY	1				
7	619057 01	STANDARD DOOR HYDRAULICS	1				

Shelbourne Reynolds Engineering Limited

ASSY NUMBER: 619912 03		SUB ASSY DESCRIPTION: 8m ³ POWERMIX RH DOOR					
ITEM	PART NO	DESCRIPTION	QTY	ITEM	PART NO	DESCRIPTION	QTY
1	619064 01	CHASSIS SUB ASSY	1				
2	619063 03	8m ³ RH DOOR TUB SUB ASSY	1				
3	619074 01	AUGER SUB ASSY (FROM 7.6.00)	1				
OR	619056 01	AUGER SUB ASSY	1				
4	619046 01	AUGER FIXING KIT	1				
5	619102 01	AUGER DRIVE SUB ASSY (FOR SERIAL NO 126153 & ON)	1				
OR	619047 01	AUGER DRIVE SUB ASSY (UP TO & INC SER NO 125153)	1				
6	619054 01	TRANSFERS SUB ASSY	1				
7	619057 01	STANDARD DOOR HYDRAULICS	1				

Shelbourne Reynolds Engineering Limited

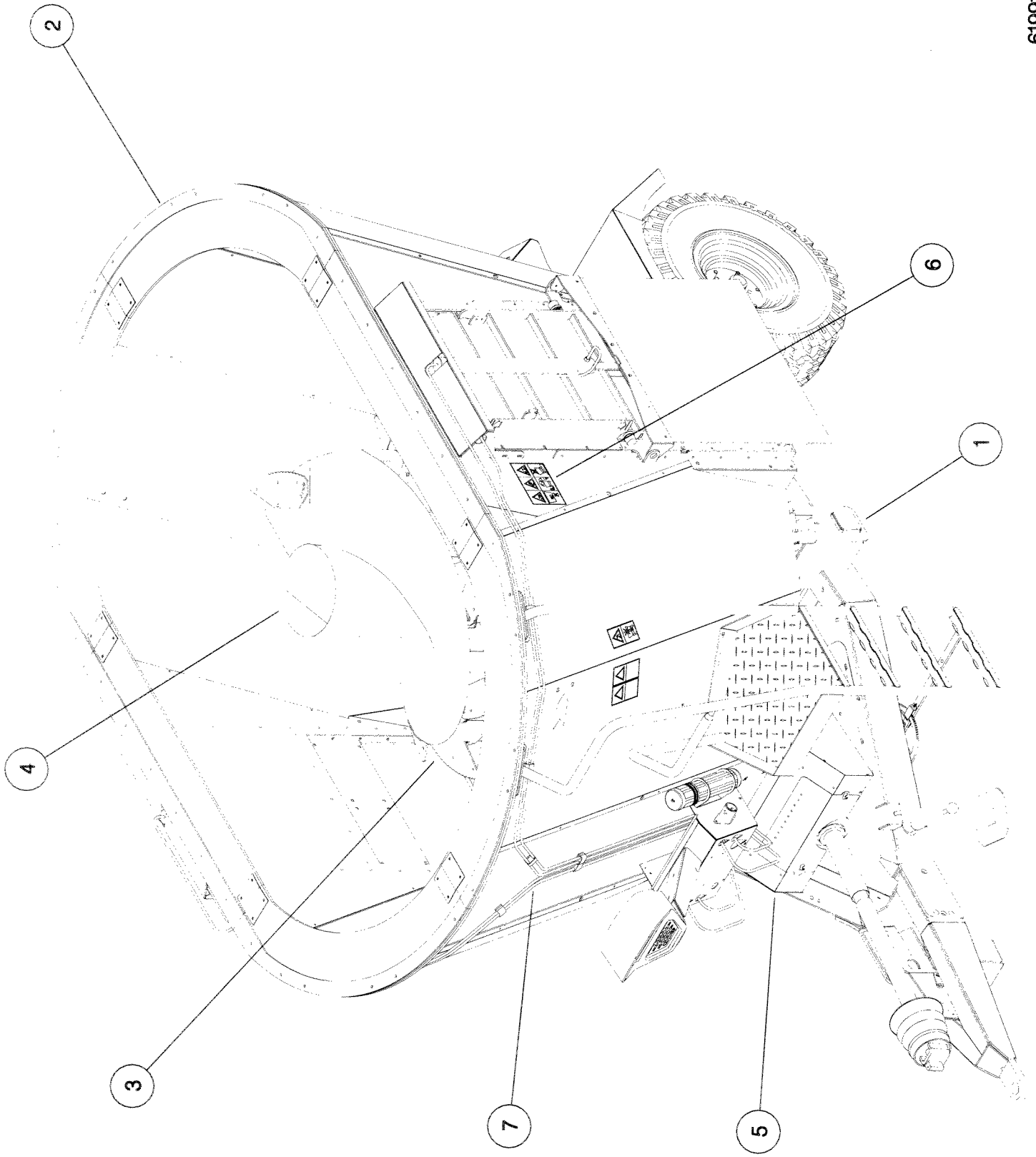
ASSY NUMBER:		SUB ASSY DESCRIPTION: 10m ³ POWERMIX DOUBLE DOOR					
ITEM	PART NO	DESCRIPTION	QTY	ITEM	PART NO	DESCRIPTION	QTY
1	619064 01	CHASSIS SUB ASSY	1				
2	619063 05	10m ³ DOUBLE DOOR TUB SUB ASSY	1				
3	619074 01	AUGER SUB ASSY (FROM 7.6.00)	1				
OR	619056 01	AUGER SUB ASSY	1				
4	619046 01	AUGER FIXING KIT	1				
5	619047 01	AUGER DRIVE SUB ASSY	1				
6	619054 01	TRANSFERS SUB ASSY	1				
7	619057 01	STANDARD DOOR HYDRAULICS	2				

Shelbourne Reynolds Engineering Limited

ASSY NUMBER: 619912 06		SUB ASSY DESCRIPTION: 10m ³ POWERMIX LH DOOR					
ITEM	PART NO	DESCRIPTION	QTY	ITEM	PART NO	DESCRIPTION	QTY
1	619064 01	CHASSIS SUB ASSY	1				
2	619063 06	10m ³ LH DOOR TUB SUB ASSY	1				
3	619074 01	AUGER SUB ASSY (FROM 7.6.00)	1				
OR	619056 01	AUGER SUB ASSY	1				
4	619046 01	AUGER FIXING KIT	1				
5	619047 01	AUGER DRIVE SUB ASSY	1				
6	619054 01	TRANSFERS SUB ASSY	1				
7	619057 01	STANDARD DOOR HYDRAULICS	1				

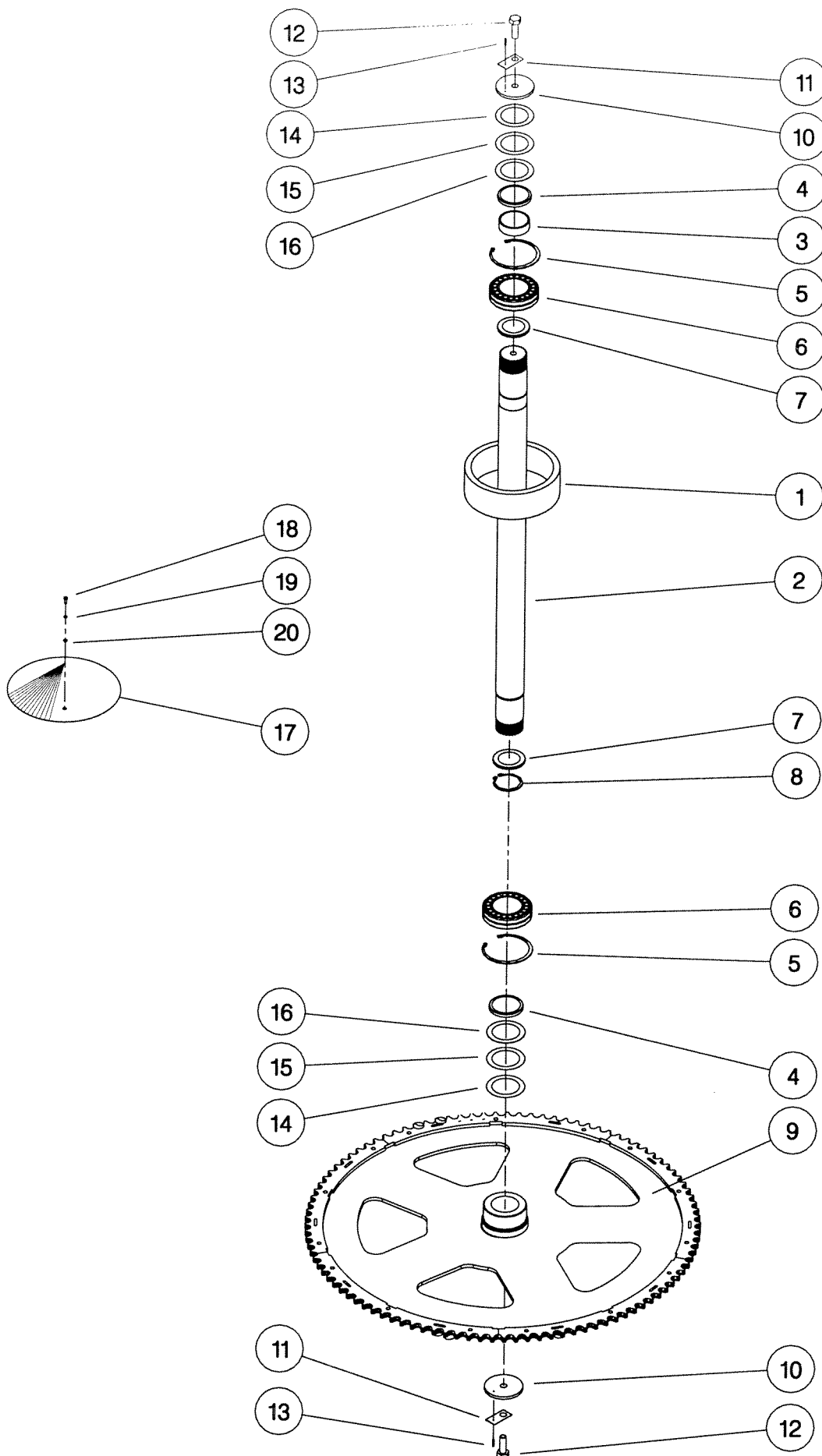
Shelbourne Reynolds Engineering Limited

ASSY NUMBER:		SUB ASSY DESCRIPTION: 10m ³ POWERMIX RH DOOR						
ITEM	PART NO	DESCRIPTION	QTY	ITEM	PART NO	DESCRIPTION	QTY	
1	619064 01	CHASSIS SUB ASSY	1					
2	619063 07	10m ³ RH DOOR TUB SUB ASSY	1					
3	619074 01	AUGER SUB ASSY (FROM 7.6.00)	1					
OR	619056 01	AUGER SUB ASSY	1					
4	619046 01	AUGER FIXING KIT	1					
5	619047 01	AUGER DRIVE SUB ASSY	1					
6	619054 01	TRANSFERS SUB ASSY	1					
7	619057 01	STANDARD DOOR HYDRAULICS	1					



Shelbourne Reynolds Engineering Limited

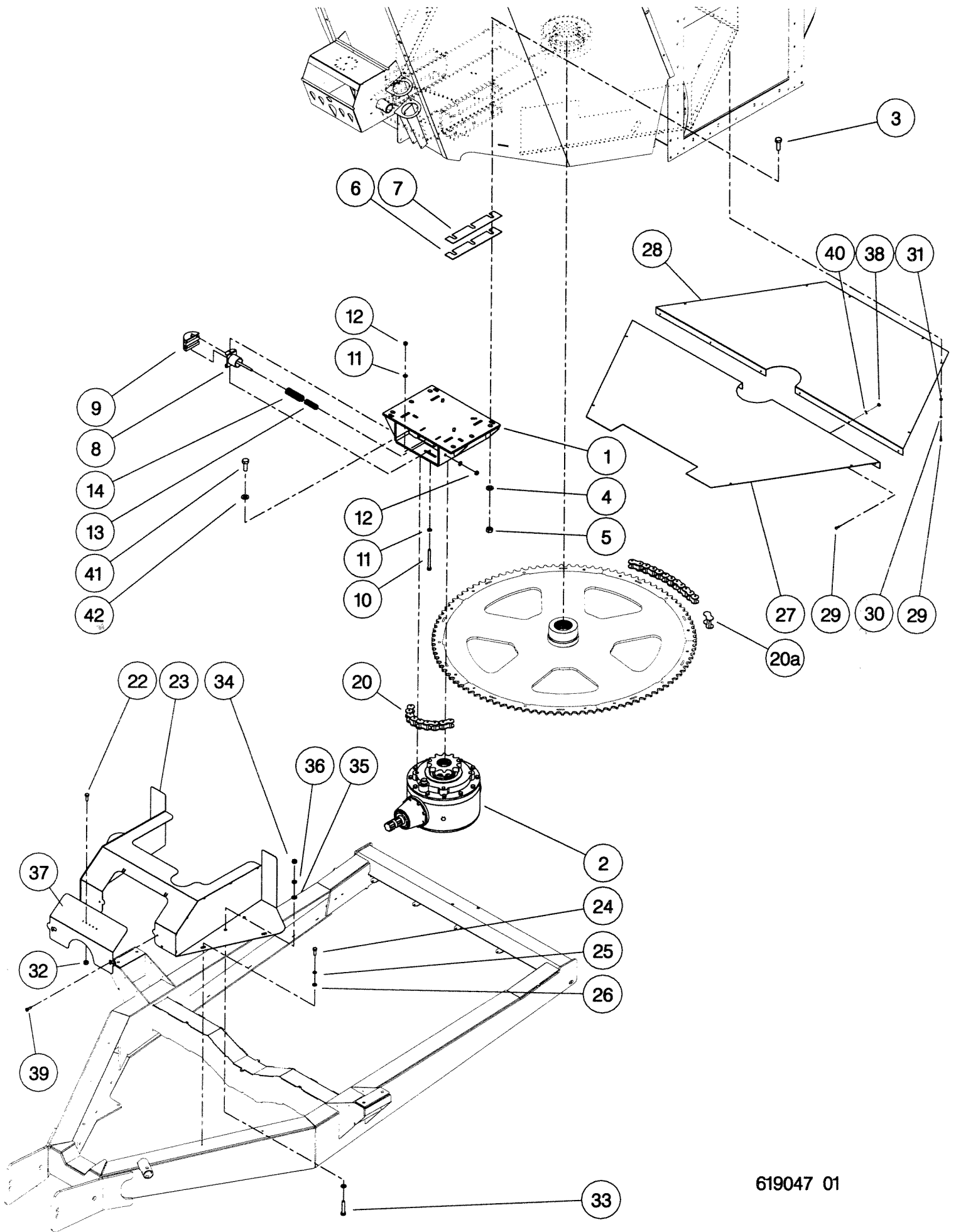
ASSY NUMBER: 619046 01		ASSY DESCRIPTION: AUGER FIX KIT SUB ASSY					
ITEM	PART NO	DESCRIPTION	QTY	ITEM	PART NO	DESCRIPTION	QTY
1	610412 01	AUGER BUSH	1				
2	610812 01	SHAFT	1				
3	610629 01	SPACER	1				
4	SEAB12500	OIL LIP SEAL	2				
5	CIR010160	INT.CIRCLIP	2				
6	BRG-19080	ROLLER BEARING	2				
7	SEAB09015	OIL LIP SEAL	2				
8	CIR-1457	EXTERNAL CIRCLIP	1				
9	610824 01	SPROCKET ASSY	1				
10	610413 01	FIXING DISC	2				
11	610414 01	FIXING TAB	2				
12	HSSA20260	SETSCREW	2				
13	PIN-1770	ROLL PIN	2				
14	610415 01	SHIM	5				
15	610415 02	SHIM	2				
16	610415 03	SHIM	2				
17	610410 01	CHINESE HAT	1				
18	HSS-0084	SETSCREW	3				
19	WSH-0009	WASHER	3				
20	WSH-0056	SPRING WASHER	3				



619046 01
 619080 01
 619083 01
 619083 02

Shelbourne Reynolds Engineering Limited

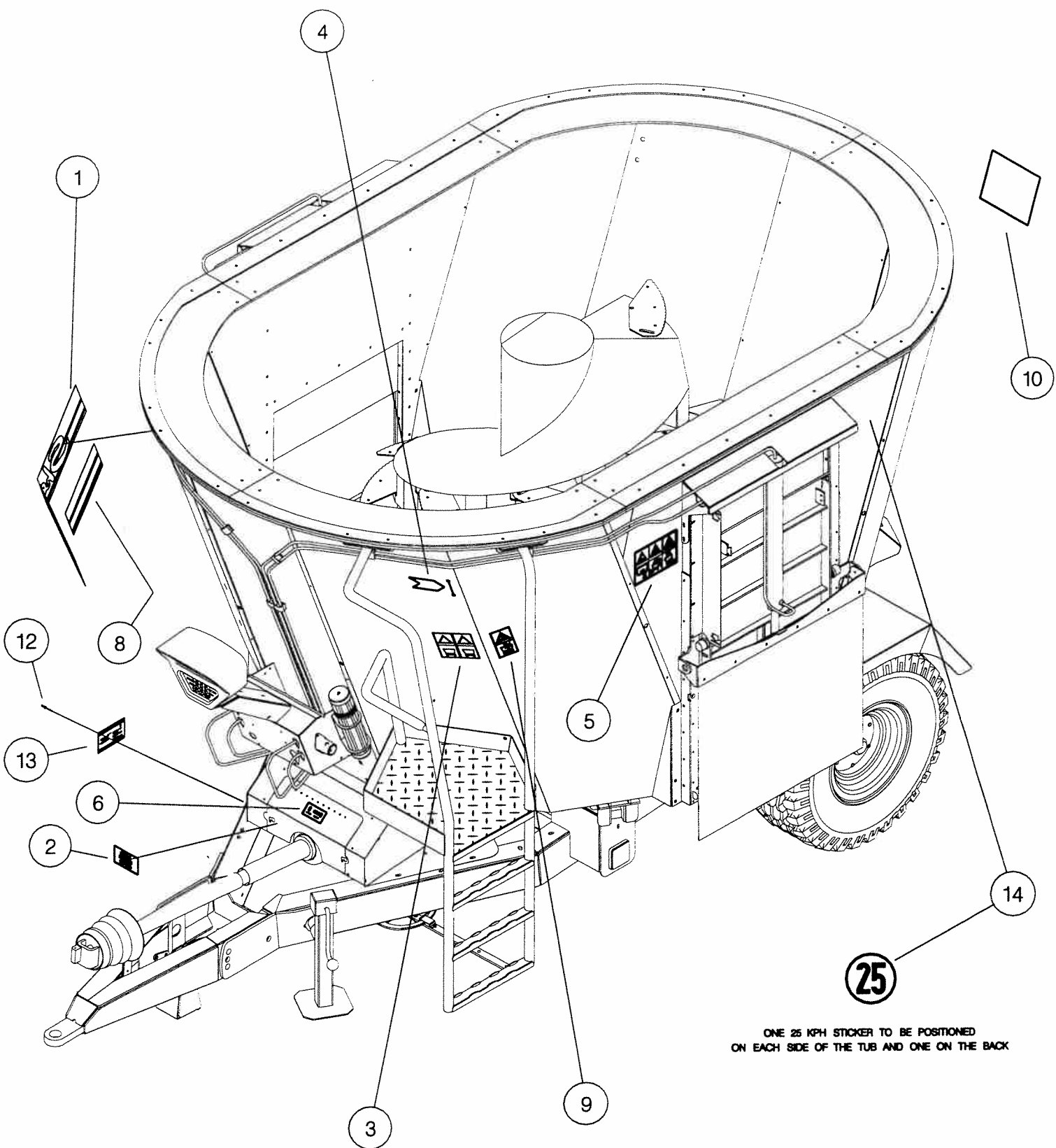
ASSY NUMBER: 619047 01		ASSY DESCRIPTION: AUGER DRIVE SUB ASSY					
ITEM	PART NO	DESCRIPTION	QTY	ITEM	PART NO	DESCRIPTION	QTY
1	610873 01	GEARBOX MTG BRKT	1	33	BLTA12440	BOLT	4
2	GEA-0155	BEVEL GEARBOX ASSY	1	34	NUT-0170	NUT	4
3	HSS-0318	SETSCREW	6	35	NUT-0370	NUT	4
4	WSH-0024	WASHER	6	36	WSH-0018	WASHER	8
5	NUT-0271	NUT	6	37	611151 01	FRONT PANEL	1
6	610841 01	SHIM	2	38	NUT-0260	NUT	6
7	610841 02	SHIM	4	39	HSSF08174	HEX HD BLT	2
8	610871 01	CHAIN TENSIONER W/A	1	40	WSH-0009	WASHER	6
9	610872 01	TENSIONER BLOCK	1	41	HSS-0315	SETSCREW	4
10	BLTA10590	BOLT	1	42	WSHA30161	LOCK WASHER	4
11	WSH-0015	WASHER	3				
12	NUT-0265	NUT	2				
13	SPGC21434	SPRING	1				
14	SPGC32233	SPRING	1				
15							
16							
17							
18							
19							
20	CHN-03880	CHAIN	1				
20a	CHN-03800	JOINER LINK	1				
21							
22	605123 01	SHEARBLOT	10				
23	610971 01	DRIVE GUARD W/A	1				
24	HSS-0150	SETSCREW	4				
25	WSH-0058	WASHER	4				
26	WSH-1038	WASHER	4				
27	610980 01	CHAIN GUARD FRONT	1				
28	610981 01	CHAIN GUARD REAR	1				
29	HSS-0086	SETSCREW	16				
30	WSH-0056	WASHER	10				
31	WSH-1036	WASHER	10				
32	NUT-0263	NUT	10				



619047 01

Shelbourne Reynolds Engineering Limited

ASSY NUMBER: 619054 01		ASSY DESCRIPTION: 8m ³ TRANSFERS SUB ASSY					
ITEM	PART NO	DESCRIPTION	QTY	ITEM	PART NO	DESCRIPTION	QTY
1	191981 01	EMBLEM (SHELBOURNE 3 COL.)	2				
2	590475 01	EMBLEM (MAX.P.T.O.SPEED)	1				
3	TNF-0011	EMBLEM (BLOCK TRANSFER)	1				
4	190702 04	EMBLEM (SLING POINT)	4				
5	610253 01	EMBLEM (BLOCK TRANSFER)	2				
6	590474 01	EMBLEM (SHEARBOLT/NUT)	1				
7							
8	610731 01	EMBLEM (POWERMIX POPULAR)	2				
9	610259 01	EMBLEM (LADDER WARNING)	1				
10	610563 01	EMBLEM (UNION JACK)	1				
11							
12	POP-0006	POP RIVET	4				
13	590145 01	IDENTIFICATION PLATE (UK)	1				
OR	TNF-0201	IDENTIFICATION PLATE (GER)	1				
OR	612269 01	IDENTIFICATION PLATE (US)	1				
14	611033 01	25 KMPH EMBLEM	3				
OR	612610 01	6 KMPH EMBLEM	3				



ONE 25 KPH STICKER TO BE POSITIONED ON EACH SIDE OF THE TUB AND ONE ON THE BACK

Shelbourne Reynolds Engineering Limited

ASSY NUMBER: 619056 01		ASSY DESCRIPTION: AUGER SUB ASSY (WITH VERTICAL BLADES)					
ITEM	PART NO	DESCRIPTION	QTY	ITEM	PART NO	DESCRIPTION	QTY
1	610383 01	AUGER WELD ASSY	1				
2	610256 01	BLADE	3				
3	HSS-0316	BOLT	15				
4	NUT-0271	NUT	15				
5	WSH-0025	WASHER	15				
6	610255 01	SMALL BLADE	6				
7	610411 01	ECCENTRIC LOCKING ASSY	6				
8	610407 01	LOCKING CAP	6				
9	SCW-0142	CAP HEAD SCREW	6				
10	WSH-0012	PLAIN WASHER	6				
11	NUT-0164	NUT	6				
12	610599 01	LARGE BLADE	3				

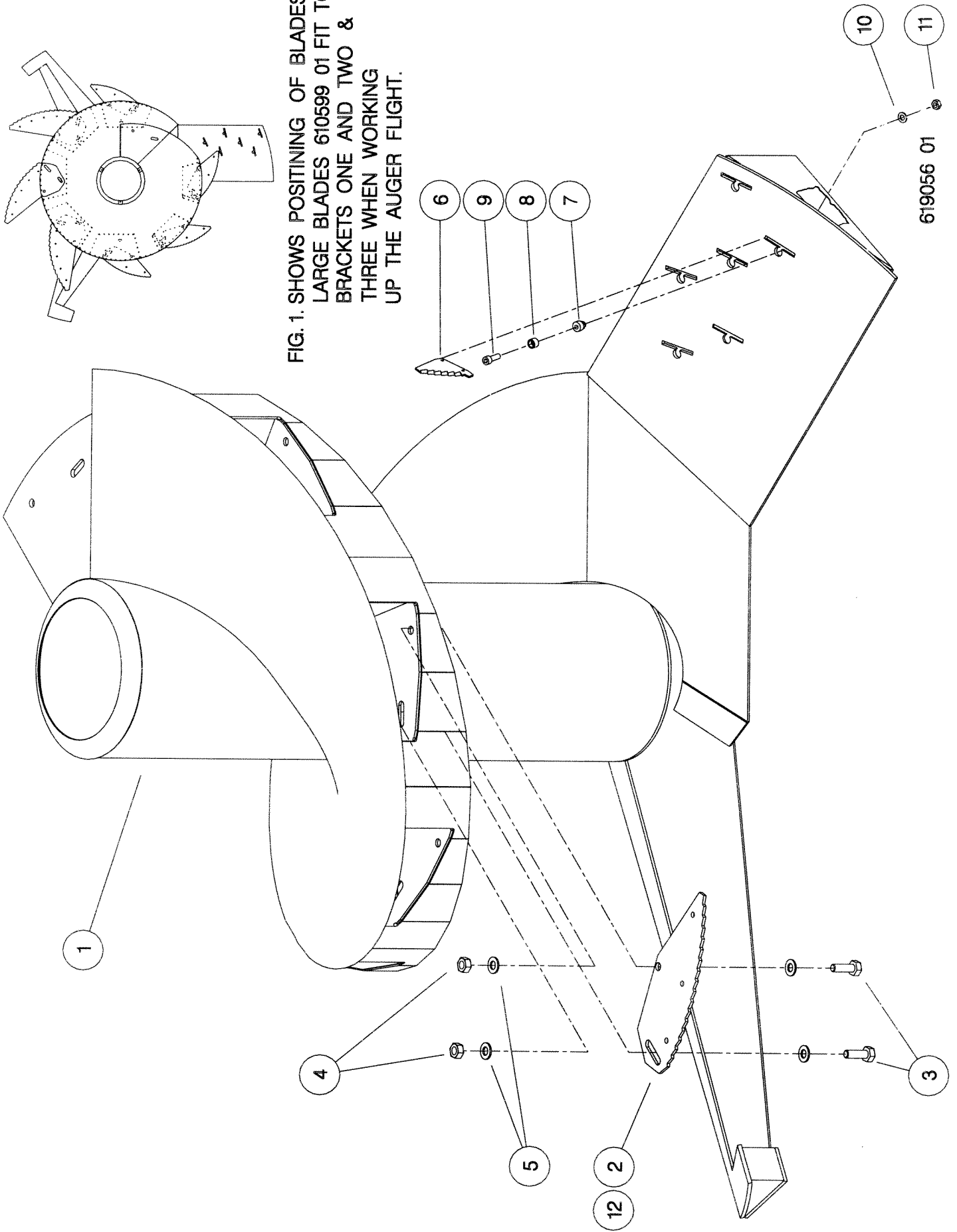
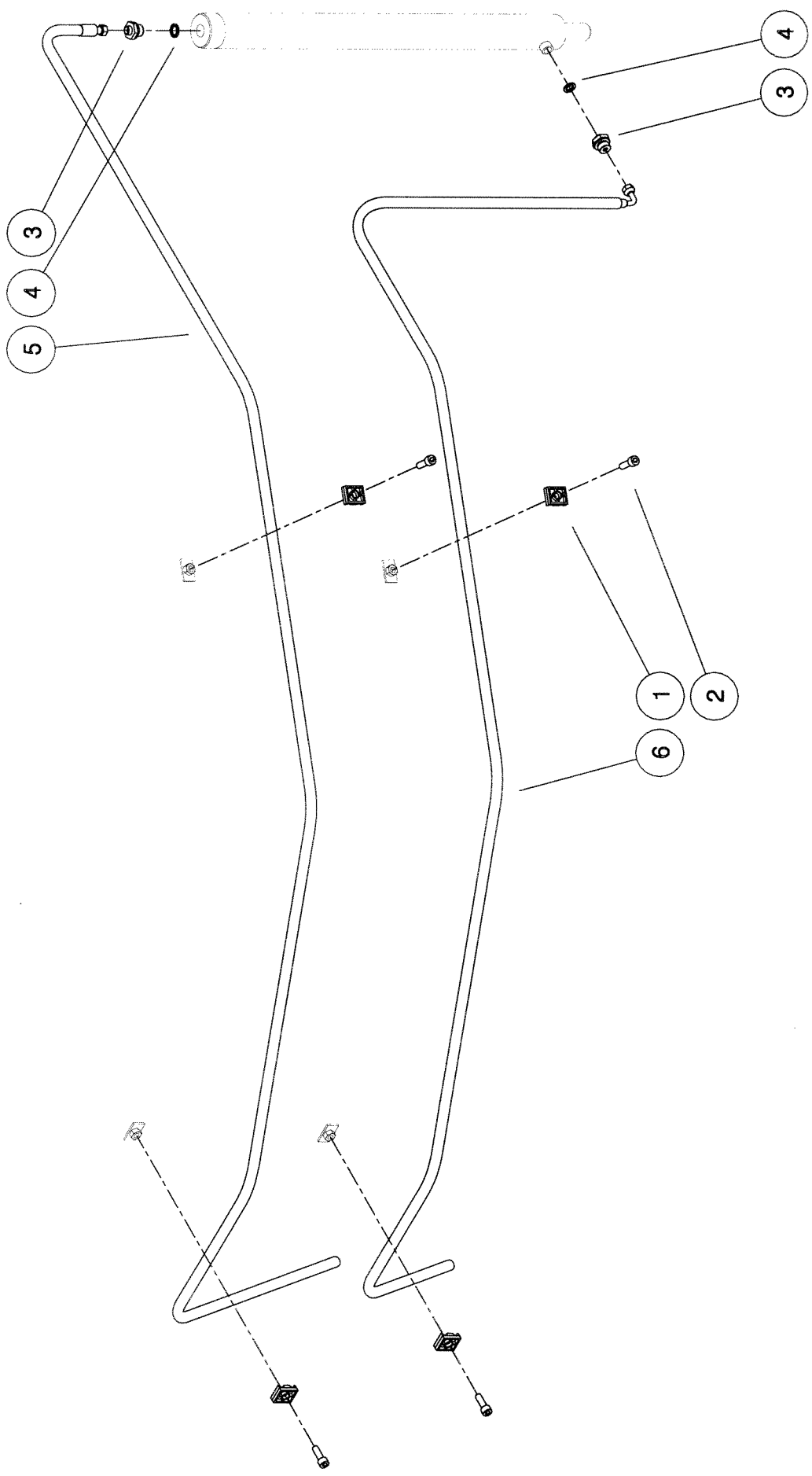


FIG. 1. SHOWS POSITING OF BLADES.
 LARGE BLADES 610599 01 FIT TO
 BRACKETS ONE AND TWO &
 THREE WHEN WORKING
 UP THE AUGER FLIGHT.

Shelbourne Reynolds Engineering Limited

ASSY NUMBER: 619057 01		ASSY DESCRIPTION: STANDARD DOOR HYDRAULICS SUB ASSY					
ITEM	PART NO	DESCRIPTION	QTY	ITEM	PART NO	DESCRIPTION	QTY
1	HCPD01200	PIPE CLAMP	5				
2	SCW-0083	CP HD SCREW	5				
3	HMA-0052	M/M ADAPTOR	2				
4	WSH-1005	DOWTY WASHER	2				
5	HHBC43005	HOSE ASSY	1				
6	HHBC48005	HOSE ASSY	1				



Shelbourne Reynolds Engineering Limited

ASSY NUMBER: 619063 01		ASSY DESCRIPTION: 8m ³ DOUBLE DOOR TUB SUB ASSY					
ITEM	PART NO	DESCRIPTION	QTY	ITEM	PART NO	DESCRIPTION	QTY
1	611569 01	TUB W/A	1				
2							
3							
4	NUT-0269	NUT	6				
5	WSH-0018	WASHER	6				
6							
7	NUT-0263	NUT	6				
8	WSH-0012	WASHER	6				
9	194364 01	MANUAL HOLDER BRKT	1				
10							
11	WDA-00025	MANUAL HOLDER	1				
12	610607 01	LIFTING LUG	4				
13	HSS-0315	SETSCREW	8				
14	WSH-0025	WASHER	8				
15	NUT-0271	NUT	8				
16	611965 01	DOOR HEIGHT POINTER	2				
17	HSS-0145	SETSCREW	6				
18	TPE-00251	RED REFLECTIVE TAPE	0.18m				
19	611966 01	RH DOOR HEIGHT INDICATOR	1				
20	611966 02	LH DOOR HEIGHT INDICATOR	1				
21	611552 01	LADDER ASSY	1				
22	BLT-3790	COACH BOLT	6				
23							
24							
25							
26							
27	HSS-0086	SET SCREW	1				
28	WSH-0009	WASHER	2				
29	NUT-0260	NUT	1				
30	CHN-0145	CHAIN	1.17m				
31	RCL-0015	CLIP	1				

Shelbourne Reynolds Engineering Limited

ASSY NUMBER: 619063 02		ASSY DESCRIPTION: 8m ³ LH DOOR TUB SUB ASSY					
ITEM	PART NO	DESCRIPTION	QTY	ITEM	PART NO	DESCRIPTION	QTY
1	611574 01	TUB W/A	1				
2							
3							
4	NUT-0269	NUT	4				
5	WSH-0018	WASHER	4				
6							
7	NUT-0263	NUT	4				
8	WSH-0012	WASHER	4				
9	194364 01	MANUAL HOLDER BRKT	1				
10							
11	WDA-00025	MANUAL HOLDER	1				
12	610607 01	LIFTING LUG	4				
13	HSS-0315	SETSCREW	8				
14	WSH-0025	WASHER	8				
15	NUT-0271	NUT	8				
16	611965 01	DOOR HEIGHT POINTER	1				
17	HSS-0145	SETSCREW	4				
18	TPE-00251	RED REFLECTIVE TAPE	0.09m				
19							
20	611966 02	LH DOOR HEIGHT INDICATOR	1				
21	611552 01	LADDER ASSY	1				
22	BLT-3790	COACH BOLT	6				
23							
24							
25							
26							
27	HSS-0086	SET SCREW	1				
28	WSH-0009	WASHER	2				
29	NUT-0260	NUT	1				
30	CHN-0145	CHAIN	.17m				
31	RCL-0015	CLIP	1				

Shelbourne Reynolds Engineering Limited

ASSY NUMBER: 619063 03 ASSY DESCRIPTION: 8m³ RH DOOR TUB SUB ASSY

ITEM	PART NO	DESCRIPTION	QTY	ITEM	PART NO	DESCRIPTION	QTY
1	611577 01	TUB W/A	1				
2							
3							
4	NUT-0269	NUT	4				
5	WSH-0018	WASHER	4				
6							
7	NUT-0263	NUT	4				
8	WSH-0012	WASHER	4				
9	194364 01	MANUAL HOLDER BRKT	1				
10							
11	WDA-00025	MANUAL HOLDER	1				
12	610607 01	LIFTING LUG	4				
13	HSS-0315	SETSCREW	8				
14	WSH-0025	WASHER	8				
15	NUT-0271	NUT	8				
16	611965 01	DOOR HEIGHT POINTER	1				
17	HSS-0145	SETSCREW	4				
18	TPE-00251	RED REFLECTIVE TAPE	0.09m				
19	611966 01	RH DOOR HEIGHT INDICATOR	1				
20							
21	611552 01	LADDER ASSY	1				
22	BLT-3790	COACH BOLT	6				
23							
24							
25							
26							
27	HSS-0086	SET SCREW	1				
28	WSH-0009	WASHER	2				
29	NUT-0260	NUT	1				
30	CHN-0145	CHAIN	.17m				
31	RCL-0015	CLIP	1				

Shelbourne Reynolds Engineering Limited

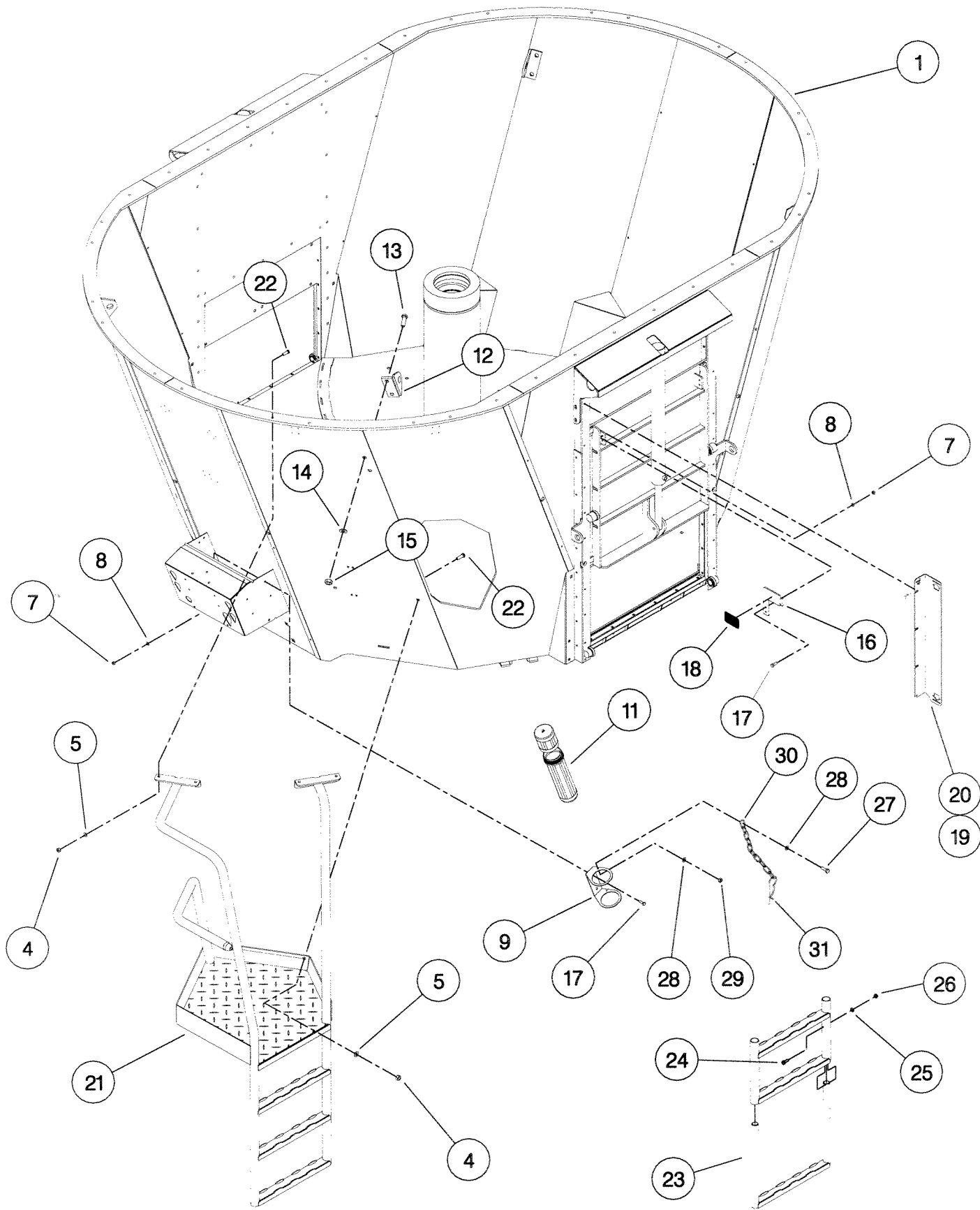
ASSY NUMBER: 619063 05		ASSY DESCRIPTION: 10m ³ DOUBLE DOOR TUB SUB ASSY					
ITEM	PART NO	DESCRIPTION	QTY	ITEM	PART NO	DESCRIPTION	QTY
1	611576 01	TUB W/A	1				
2							
3	NUT-0269	NUT	6				
4	WSH-0018	WASHER	6				
5							
6							
7	NUT-0263	NUT	6				
8	WSH-0012	WASHER	6				
9	194364 01	MANUAL HOLDER BRKT	1				
10							
11	WDA-00025	MANUAL HOLDER	1				
12	610607 01	LIFTING LUG	4				
13	HSS-0315	SETSCREW	8				
14	WSH-0025	WASHER	8				
15	NUT-0271	NUT	8				
16	611965 01	DOOR HEIGHT POINTER	2				
17	HSS-0145	SETSCREW	6				
18	TPE-00251	RED REFLECTIVE TAPE	0.18m				
19	611966 01	RH DOOR HEIGHT INDICATOR	1				
20	611966 02	LH DOOR HEIGHT INDICATOR	1				
21	611552 01	LADDER ASSY	1				
22	BLT-3790	COACH BOLT	6				
23	611554 01	LADDER EXTENSION	1				
24	BLTA10350	BOLT	4				
25	WSH-0015	WASHER	8				
26	NUT-0265	NUT	4				
27	HSS-0086	SET SCREW	1				
28	WSH-0009	WASHER	2				
29	NUT-0260	NUT	1				
30	CHN-0145	CHAIN	.17m				
31	RCL-0015	CLIP	1				

Shelbourne Reynolds Engineering Limited

ASSY NUMBER: 619063 06		ASSY DESCRIPTION: 10m ³ LH DOOR TUB SUB ASSY					
ITEM	PART NO	DESCRIPTION	QTY	ITEM	PART NO	DESCRIPTION	QTY
1	611582 01	TUB W/A	1				
2							
3							
4	NUT-0269	NUT	6				
5	WSH-0018	WASHER	6				
6							
7	NUT-0263	NUT	4				
8	WSH-0012	WASHER	4				
9	194364 01	MANUAL HOLDER BRKT	1				
10							
11	WDA-00025	MANUAL HOLDER	1				
12	610607 01	LIFTING LUG	4				
13	HSS-0315	SETSCREW	8				
14	WSH-0025	WASHER	8				
15	NUT-0271	NUT	8				
16	611965 01	DOOR HEIGHT POINTER	1				
17	HSS-0145	SETSCREW	4				
18	TPE-00251	RED REFLECTIVE TAPE	0.09m				
19							
20	611966 02	LH DOOR HEIGHT INDICATOR	1				
21	611552 01	LADDER ASSY	1				
22	BLT-3790	COACH BOLT	6				
23	611554 01	LADDER EXTENSION	1				
24	BLTA10350	BOLT	4				
25	WSH-0015	WASHER	8				
26	NUT-0265	NUT	4				
27	HSS-0086	SET SCREW	1				
28	WSH-0009	WASHER	2				
29	NUT-0260	NUT	1				
30	CHN-0145	CHAIN	1.17m				
31	RCL-0015	CLIP	1				

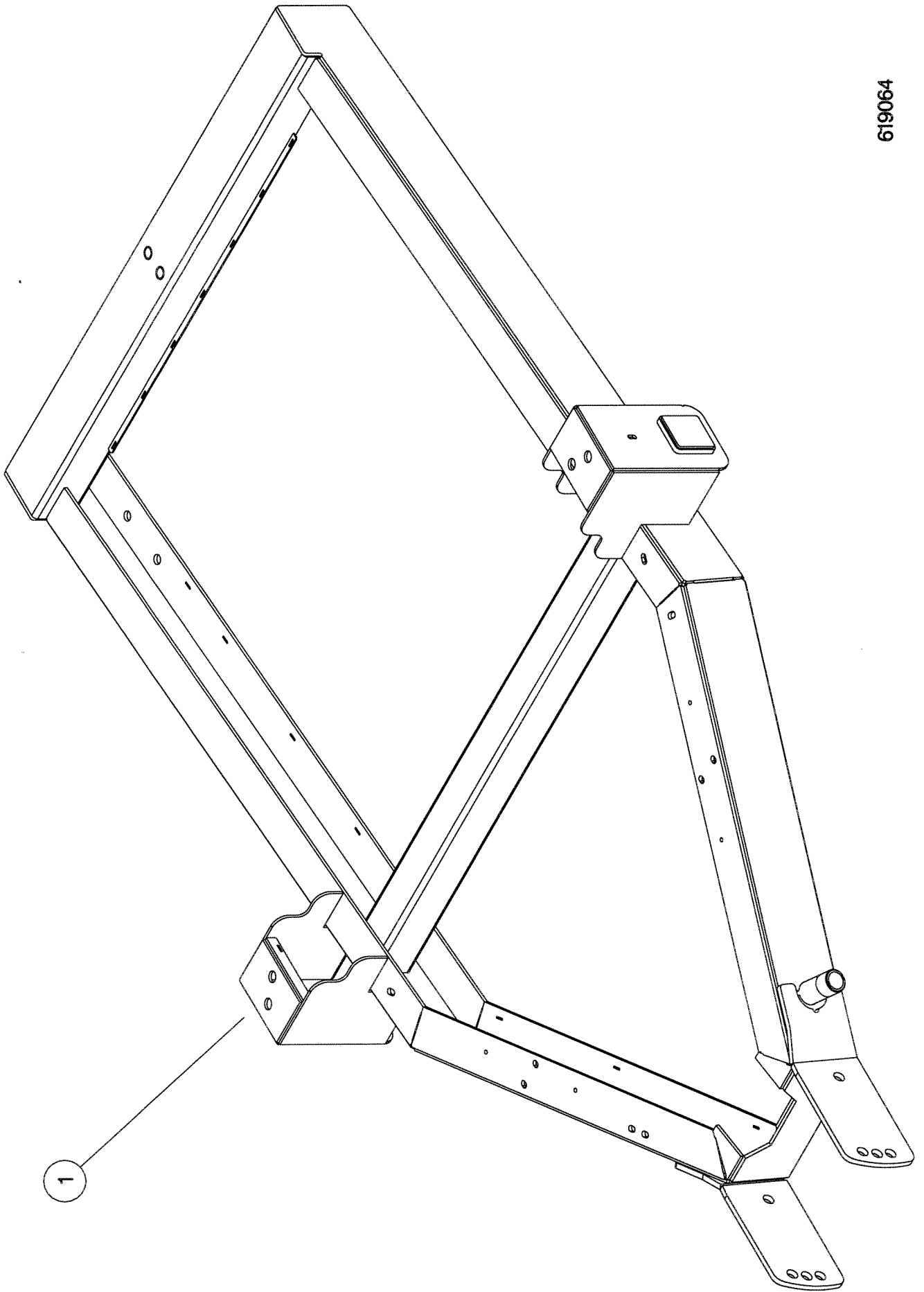
Shelbourne Reynolds Engineering Limited

ASSY NUMBER: 619063 07		ASSY DESCRIPTION: 10m ³ RH DOOR TUB SUB ASSY					
ITEM	PART NO	DESCRIPTION	QTY	ITEM	PART NO	DESCRIPTION	QTY
1	611585 01	TUB W/A	1				
2							
3	NUT-0269	NUT	6				
4	WSH-0018	WASHER	6				
5							
6							
7	NUT-0263	NUT	4				
8	WSH-0012	WASHER	4				
9	194364 01	MANUAL HOLDER BRKT	1				
10							
11	WDA-00025	MANUAL HOLDER	1				
12	610607 01	LIFTING LUG	4				
13	HSS-0315	SETSCREW	8				
14	WSH-0025	WASHER	8				
15	NUT-0271	NUT	8				
16	611965 01	DOOR HEIGHT POINTER	1				
17	HSS-0145	SETSCREW	4				
18	TPE-00251	RED REFLECTIVE TAPE	0.09m				
19	611966 01	RH DOOR HEIGHT INDICATOR	1				
20							
21	611552 01	LADDER ASSY	1				
22	BLT-3790	COACH BOLT	6				
23	611554 01	LADDER EXTENSION	1				
24	BLTA10350	BOLT	4				
25	WSH-0015	WASHER	8				
26	NUT-0265	NUT	4				
27	HSS-0086	SET SCREW	1				
28	WSH-0009	WASHER	2				
29	NUT-0260	NUT	1				
30	CHN-0145	CHAIN	.17m				
31	RCL-0015	CLIP	1				



Shelbourne Reynolds Engineering Limited

ASSY NUMBER: 619064 01		ASSY DESCRIPTION: CHASSIS SUB ASSY 8/10m ³					
ITEM	PART NO	DESCRIPTION	QTY	ITEM	PART NO	DESCRIPTION	QTY
1	611885 01	CHASSIS W/A	1				
OR	611545 01	CHASSIS W/A (FOR SERIAL No 139160 ONLY)	1				



619064

Shelbourne Reynolds Engineering Limited

ASSY NUMBER: 619074 01		ASSY DESCRIPTION:AUGER SUB (POPULAR)					
ITEM	PART NO	DESCRIPTION	QTY	ITEM	PART NO	DESCRIPTION	QTY
1	611856 01	AUGER WELD ASSY	1				
2	610256 01	BLADE	3				
3	HSS-0316	BOLT	6				
4	NUT-0271	NUT	2				
5	WSH-0025	WASHER	11				
6	WSH-0070	WASHER	15				
7	610599 02	LARGE BLADE	3				
8	HSS-0317	BOLT	9				
9	612622 01	KNIFE STRENGTH PLATE	3				
10	HSS-0250	BOLT	3				
11	WSH-0018	WASHER	6				
12	NUT-0269	NUT	3				

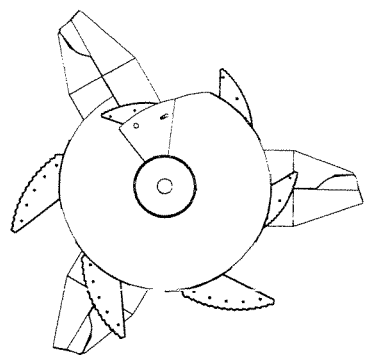
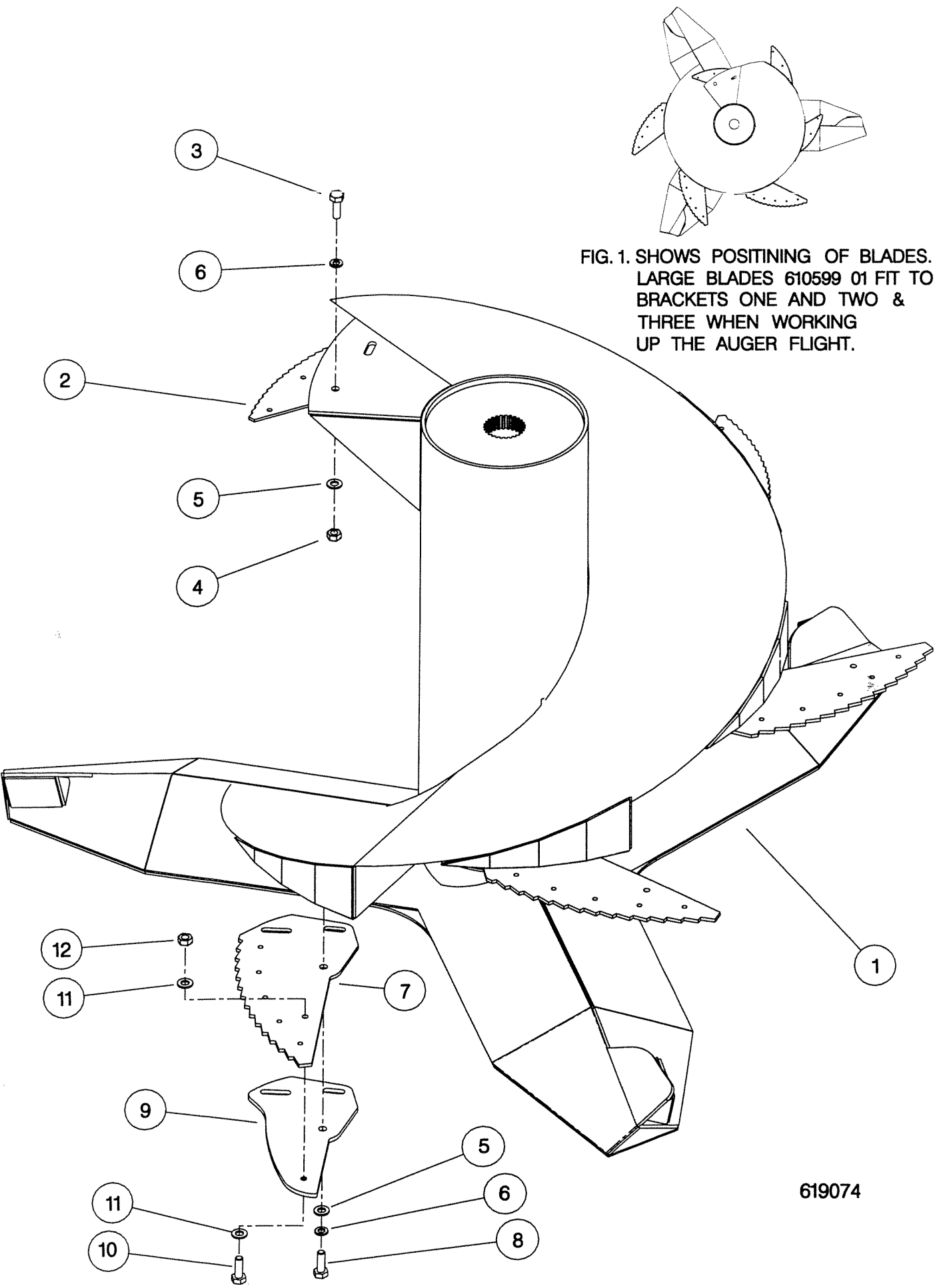
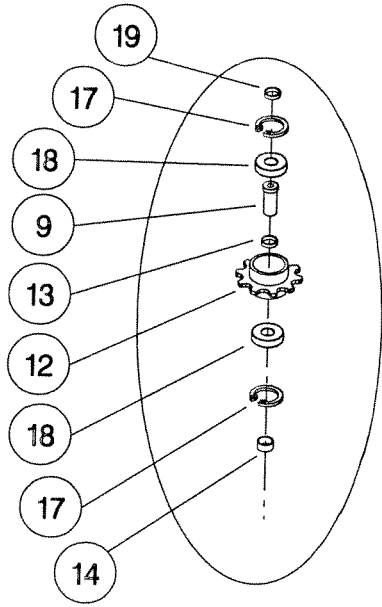


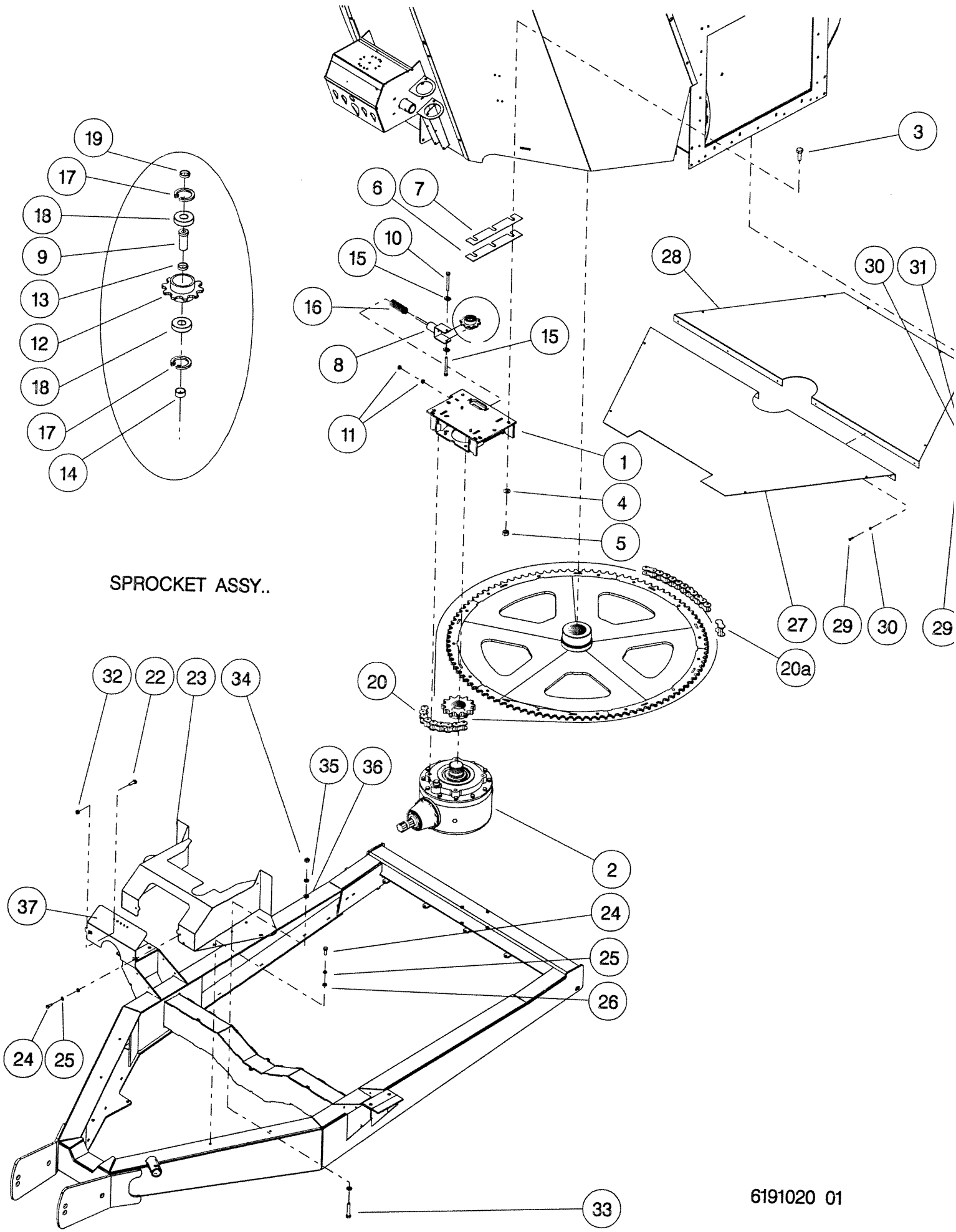
FIG. 1. SHOWS POSITINING OF BLADES. LARGE BLADES 610599 01 FIT TO BRACKETS ONE AND TWO & THREE WHEN WORKING UP THE AUGER FLIGHT.

Shelbourne Reynolds Engineering Limited

ASSY NUMBER: 619102 01		ASSY DESCRIPTION: AUGER DRIVE SUB ASSY (POPULAR)					
ITEM	PART NO	DESCRIPTION	QTY	ITEM	PART NO	DESCRIPTION	QTY
1	613287 01	GEARBOX MTG BRKT	1	38	NUT-0260	NUT	6
2	GEA-0155	BEVEL GEARBOX ASSY	1	39	HSSF08174	HEX HD BLT	2
3	HSS-0318	SETSCREW	6	40	WSH-0009	WASHER	6
4	WSH-0024	WASHER	5	41	HSS-0315	SETSCREW	4
5	NUT-0271	NUT	5	42	WSHA30161	LOCK WASHER	5
6	610841 01	SHIM	2				
7	610841 02	SHIM	4				
8	613091 01	SPROCKET ADJUSTER W/A	1				
9	613088 01	TENSIONER SPROCKET BOSS	1				
10	BLT-2273	BOLT	1				
11	NUT-0269	NUT	2				
12	613086 01	TENSIONER SPROCKET	1				
13	612806 02	SPACER TUBE	1				
14	612806 03	SPACER TUBE	1				
15	613238 01	SLIDING PLATE	2				
16	SPGE02046	DIE SPRING	1				
17	CIR-0620	CIRCLIP	2				
18	BRG-3358	BEARING	2				
19	190119 96	WASHER	1				
20	CHN-03880	CHAIN	1				
20a	CHN-03800	JOINER LINK	1				
21		SHEARBLOT	10				
22	605123 01	DRIVE GUARD W/A	1				
23	610971 01	SETSCREW	4				
24	HSS-0150	WASHER	4				
25	WSH-0058	WASHER	4				
26	WSH-1038	CHAIN GUARD FRONT	1				
27	610980 01	CHAIN GUARD REAR	1				
28	610981 01	SETSCREW	16				
29	HSS-0086	WASHER	10				
30	WSH-0056	WASHER	10				
31	WSH-1036	WASHER	10				
32	NUT-0263	NUT	4				
33	BLTA12440	BOLT	4				
34	NUT-0170	NUT	4				
35	NUT-0370	NUT	4				
36	WSH-0018	WASHER	10				
37	611151 01	FRONT PANEL	1				

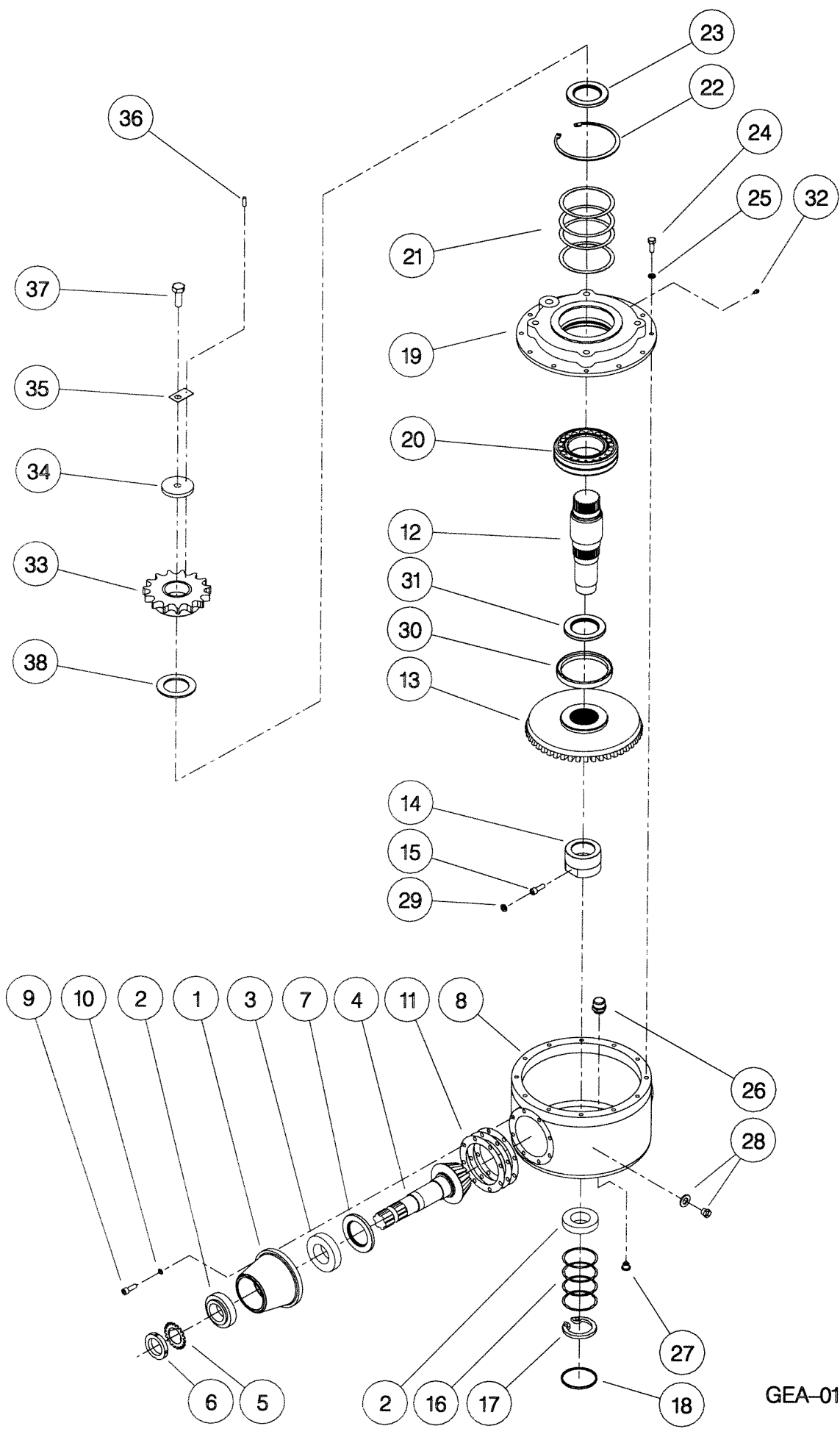


SPROCKET ASSY..



Shelbourne Reynolds Engineering Limited

ASSY NUMBER: GEA-0155		ASSY DESCRIPTION: POWERMIX BEVEL GEARBOX (3.07:1)					
ITEM	PART NO	DESCRIPTION	QTY	ITEM	PART NO	DESCRIPTION	QTY
1	610858 01	INPUT HOUSING	1	34	610071 01	WASHER	1
2	BRG-7000	TAPER ROLLER BEARING	2	35	610072 01	LOCK TAB	1
3	BRG-7020	TAPER ROLLER BEARING	1	36	PIN-40414	ROLL PIN	1
4	610862 01	INPUT PINION (15T)	1	37	HSS-0315	SETScrew	1
5	BRG-95015	LOCKWASHER	1				
6	BRG-95010	LOCKNUT	1				
7	SEAB04510	SHAFT SEAL	1				
8	610859 01	MAIN CASE	1				
9	SCW-0195	CAP HEAD SCREW	1				
10	WSH-1301	SHAKEPROOF WASHER	8				
11	610863	INPUT SHIM PACK	8				
12	610866 01	OUTPUT SHAFT	1				
13	610861 01	OUTPUT BEVEL GEAR (46T)	1				
14	611346 01	LOCKING NUT	1				
15	SCGA10178	GRUB SCREW	1				
16	610864	OUTPUT SHIM PACK (BOTTOM)	2				
17	CIR010090	INTERNAL CIRCLIP	1				
18	SEAZ09000	CORE PLUG SEAL	1				
19	610860 01	OUTPUT HOUSING	1				
20	BRG-18041	TAPER ROLLER BEARING	1				
21	610865	OUTPUT SHIM PACK (TOP)	1				
22	CIR010140	INTERNAL CIRCLIP	1				
23	SEAB08000	SHAFT SEAL	1				
24	HSS-0194	SET SCREW	12				
25	WSH-0061	SPRING WASHER	12				
26	FIT-0255	FILLER/BREATHER	1				
27	FIT-0253	MAGNET. DRAIN PLUG	1				
28	FITD00005	LEVEL GAUGE	1				
29	NUT-0365	HALF NUT	2				
30	610966 01	SLEEVE	1				
31	SEAA14000	SHAFT SEAL	1				
32	NIP-00600	GREASE NIPPLE	1				
33	610867 01	SPROCKET 12T	1				



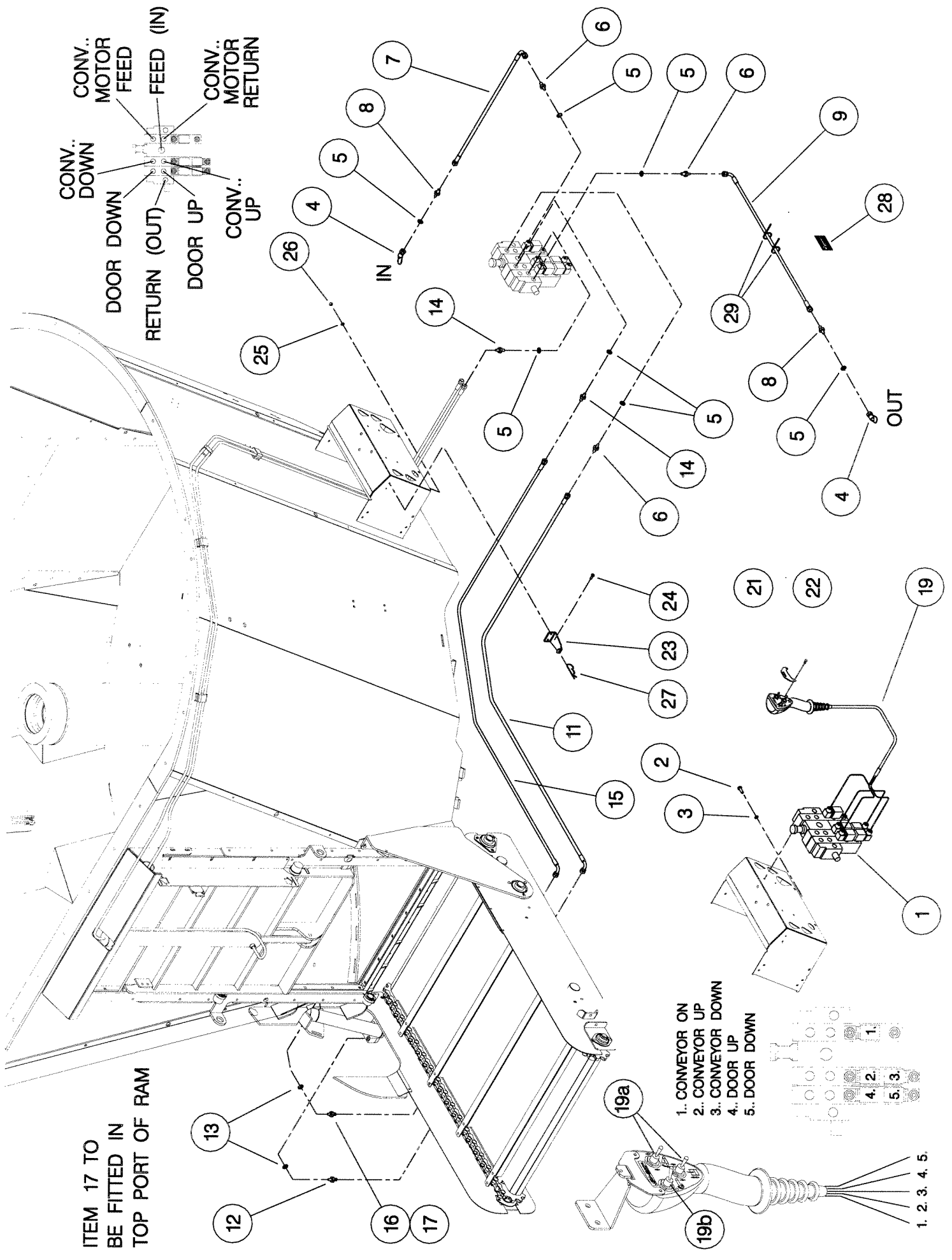
GEA-0155 & GEA-0156

Shelbourne Reynolds Engineering Limited

KIT-03121		ASSY DESCRIPTION: HYDRAULIC KIT RH DOOR WITH CONVEYOR					
ASSY NUMBER:	KIT-03121	ASSY DESCRIPTION: HYDRAULIC KIT RH DOOR WITH CONVEYOR					
ITEM	PART NO	DESCRIPTION	QTY	ITEM	PART NO	DESCRIPTION	QTY
1	HVB-19020	HYDRAULIC VALVE BLOCK	1				
2	HSS-0135	SET SCREW	4				
3	WSH-0058	SPRING WASHER	4				
4	COU-0162	QUICK REL. COUPLING	2				
5	WSH-1015	DOWTY WASHER	10				
6	HMA-0065	HYD ADAPT	4				
7	HHBE22005	HOSE ASSY	1				
8	HMA-0067	HYD ADAPT	2				
9	HHBF22005	HOSE ASSY	1				
10							
11	HHBE50005	HOSE ASSY	2				
12	HMA-0057	HYD ADAPT	2				
13	WSH-1010	DOWTY WASHER	4				
14	HMA-0055	HYD ADAPT	4				
15	HHBC42005	HOSE ASSY	2				
16	FIT-0025	HYD ADAPT	1				
17	HAPAA0305	RESTRICTOR	1				
18	TIE-0004	TIE WRAP	10				
19	611701 01	HAND CONTROL. UNIT & LOOMS	1				
19A	SWT-00310	3 POSITION SPRING CTR SWT	2				
19B	SWT-00410	2 POSITION SWITCH	1				
20							
21	611681 01	CONTROLLER HANGER BRKT.	1				
22	SCHS07176	SELF TAPPING SCREWS	2				
23	611682 01	HOOK BRACKET	2				
24	HSS-0086	SET SCREW	2				
25	WSH-0009	PLAIN WASHER	2				
26	NUT-0260	NYLOC NUT	2				
27	RCL-0015	R CLIP	2				
28	612230 01	EMBLEM	1				
29	TIE-0002	TIE WRAP	2				

Shelbourne Reynolds Engineering Limited

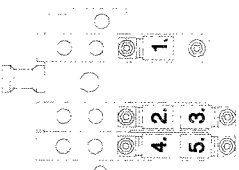
KIT-03122		ASSY DESCRIPTION: HYDRAULIC KIT LH DOOR WITH CONVEYOR					
ASSY NUMBER:	KIT-03122	ASSY DESCRIPTION: HYDRAULIC KIT LH DOOR WITH CONVEYOR					
ITEM	PART NO	DESCRIPTION	QTY	ITEM	PART NO	DESCRIPTION	QTY
1	HVB-19020	HYDRAULIC VALVE BLOCK	1				
2	HSS-0135	SET SCREW	4				
3	WSH-0058	SPRING WASHER	4				
4	COU-0162	QUICK REL. COUPLING	2				
5	WSH-1015	DOWTY WASHER	10				
6	HMA-0065	HYD ADAPT	4				
7	HHBE22005	HOSE ASSY	1				
8	HMA-0067	HYD ADAPT	2				
9	HHBF22005	HOSE ASSY	1				
10							
11	HHBE32005	HOSE ASSY	2				
12	HMA-0057	HYD ADAPT	2				
13	WSH-1010	DOWTY WASHER	4				
14	HMA-0055	HYD ADAPT	4				
15	HHBC42005	HOSE ASSY	2				
16	FIT-0025	HYD ADAPT	1				
17	HAPAA0305	RESTRICTOR	1				
18	TIE-0004	TIE WRAP	10				
19	611701 01	HAND CONTROL. UNIT & LOOMS					
19A	SWT-00310	3 POSITION SPRING CTR SWT	2				
19B	SWT-00410	2 POSITION SWITCH	1				
20							
21	611681 01	CONTROLLER HANGER BRKT.	1				
22	SCHS07176	SELF TAPPING SCREWS	2				
23	611682 01	HOOK BRACKET	2				
24	HSS-0086	SET SCREW	2				
25	WSH-0009	PLAIN WASHER	2				
26	NUT-0260	NYLOC NUT	2				
27	RCL-0015	R CLIP	2				
28	612230 01	EMBLEM	1				
29	TIE-0002	TIE WRAP	2				



CONV. MOTOR FEED
 CONV. MOTOR RETURN
 DOOR DOWN
 DOOR UP
 RETURN (OUT)

- 1. CONVEYOR ON
- 2. CONVEYOR UP
- 3. CONVEYOR DOWN
- 4. DOOR UP
- 5. DOOR DOWN

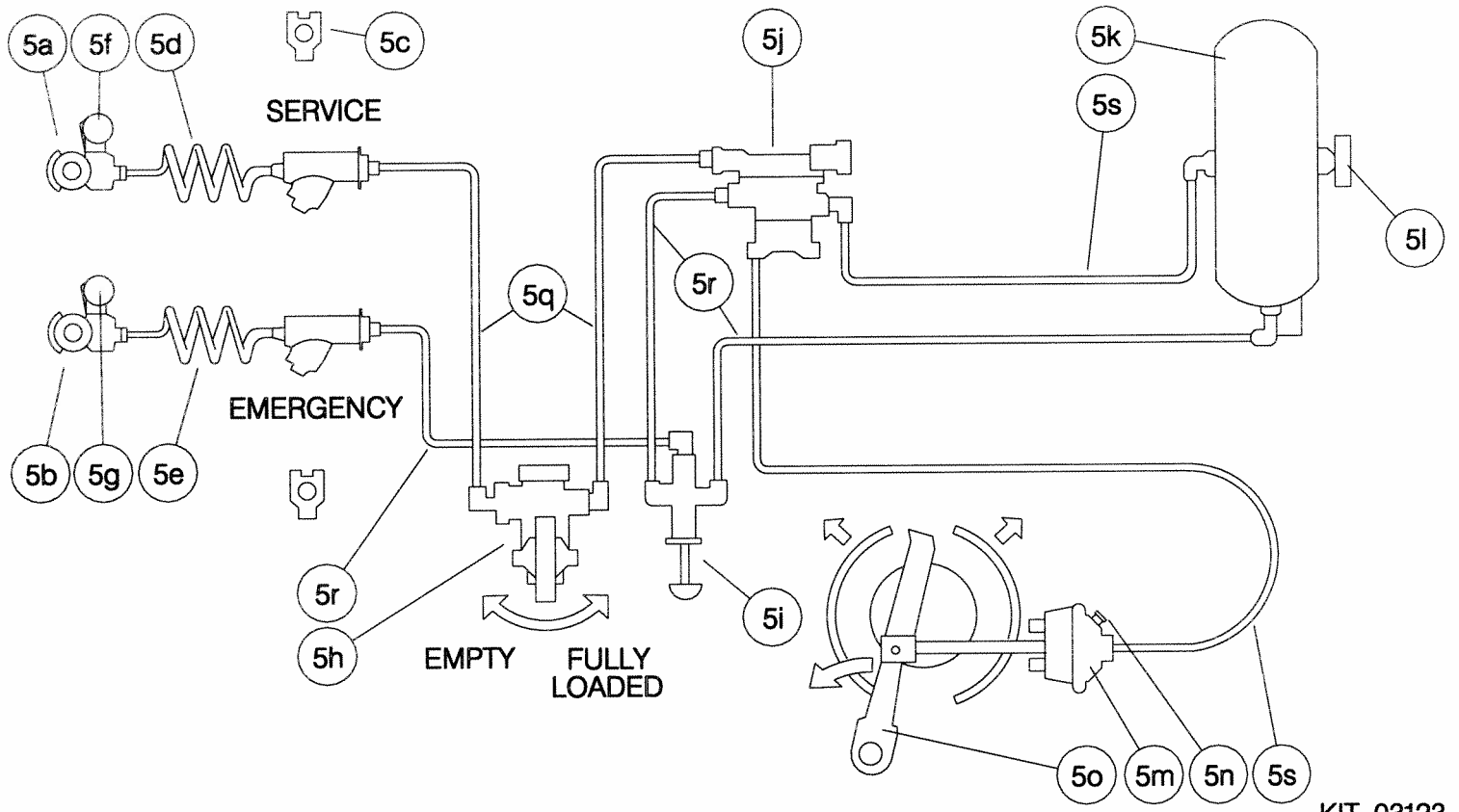
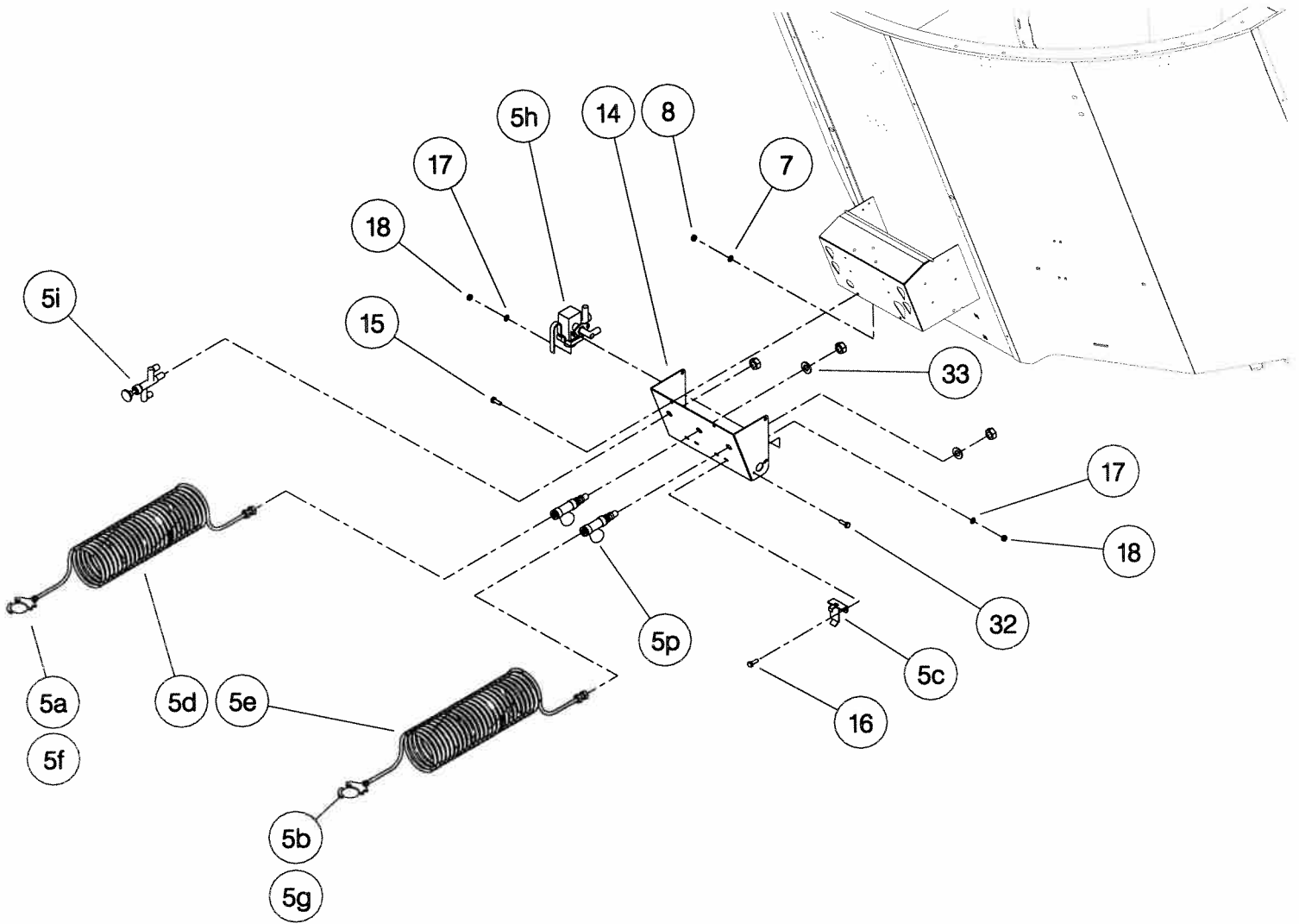
ITEM 17 TO BE FITTED IN TOP PORT OF RAM

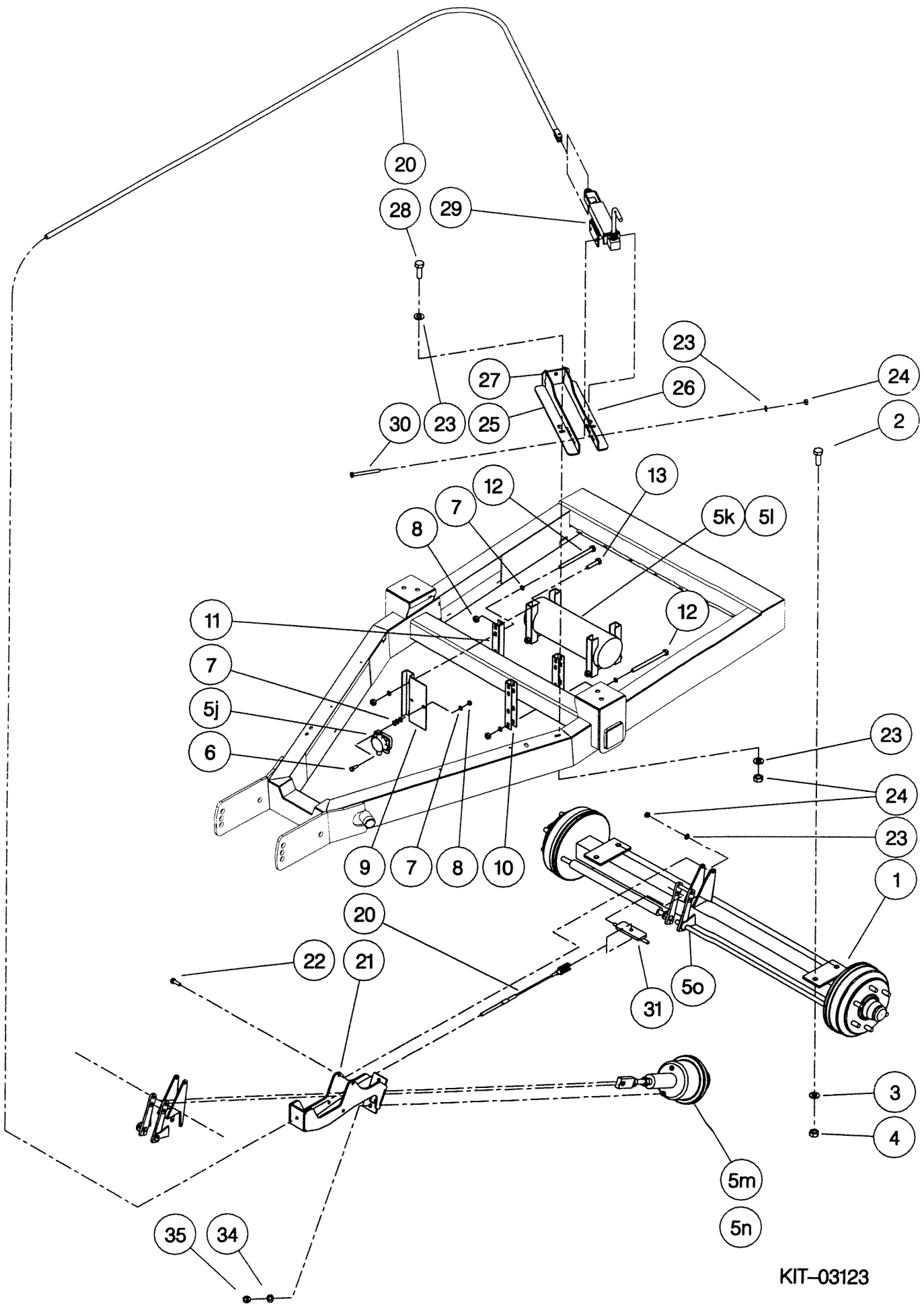


- 1.
- 2.
- 3.
- 4.
- 5.

Shelbourne Reynolds Engineering Limited

KIT-03123		KIT 8m ³ & 10m ³					
ASSY NUMBER:				ASSY DESCRIPTION: AIR BRAKES KIT 8m ³ & 10m ³			
ITEM	PART NO	DESCRIPTION	QTY	ITEM	PART NO	DESCRIPTION	
1	611375 01	AXLE ASSY.	1	20	611310 02	HANDBRAKE CABLE	1
2	HSS-0355	SETSCREW	4	21	611288 01	BRAKE ACTUATOR BRKT W/A	1
3	WSH-0030	WASHER	4	22	HSS-0241	SETSCREW	2
4	NUTA02200	NUT	4	23	WSH-0019	WASHER	8
5	BRA-07000	AIR BRAKE SYSTEM	1	24	NUT-0269	NUT	6
5a	BRA-17000	SERVICE COUPLING	1	25	611282 01	H/BRAKE MTG. PLATE LH	1
5b	BRA-17001	EMERGENCY COUPLING	1	26	611282 02	H/BRAKE MTG. PLATE RH	1
5c	BRA-17002	DUMMY COUPLING	2	27	611347 01	BACK PLATE	1
5d	BRA-17003	YELLOW AIR COIL	1	28	HSS-0238	SETSCREW	2
5e	BRA-17004	RED AIR COIL	1	29	611284 01	HANDBRAKE W/A	1
5f	BRA-17005	LINE TAG (SERVICE)	2	30	BLTA12620	BOLT	2
5g	BRA-17006	LINE TAG (EMERGENCY)	1	31	611289 01	BRAKE EQUALISER LINK	1
5h	BRA-17007	VARIABLE LOAD SENSING VALVE	1	32	HSS-0145	SETSCREW	2
5i	BRA-17008	SHUNT VALVE	1	33	WSH-0033	WASHER	2
5j	BRA-17009	RELAY EMERGENCY VALVE	1	34	WSH-0024	WASHER	2
5k	BRA-17010	AIR RESEVOIR	1	35	NUT-0271	NUT	2
5l	BRA-17011	AUTOMATIC DRAIN VALVE	1				
5m	BRA-17012	AIR/OIL BRAKE ACTUATOR	1				
5n	BRA-17013	TEST POINT	1				
5o	BRA-17014	BRAKE ADJUSTER	2				
5p	BRA-17015	LINE FILTER	2				
5q	BRA-17016	YELLOW HOSE	10.0				
5r	BRA-17017	RED HOSE	15.0				
5s	BRA-17018	BLACK HOSE	2.0				
6	HSS-0198	SETSCREW	2				
7	WSH-0015	WASHER	24				
8	NUT-0265	NUT	14				
9	611322 01	VALVE BRACKET	1				
10	611321 01	BRACKET	1				
11	611318 01	AIR CYLINDER BRACKET	2				
12	BLTA10630	BOLT	2				
13	HSS-0188	SETSCREW	4				
14	611699 01	AIR BRAKE FIXING PLATE	1				
15	HSS-0191	SETSCREW	4				
16	HSS-0140	SETSCREW	4				
17	WSH-0012	WASHER	6				
18	NUT-0263	NUT	6				

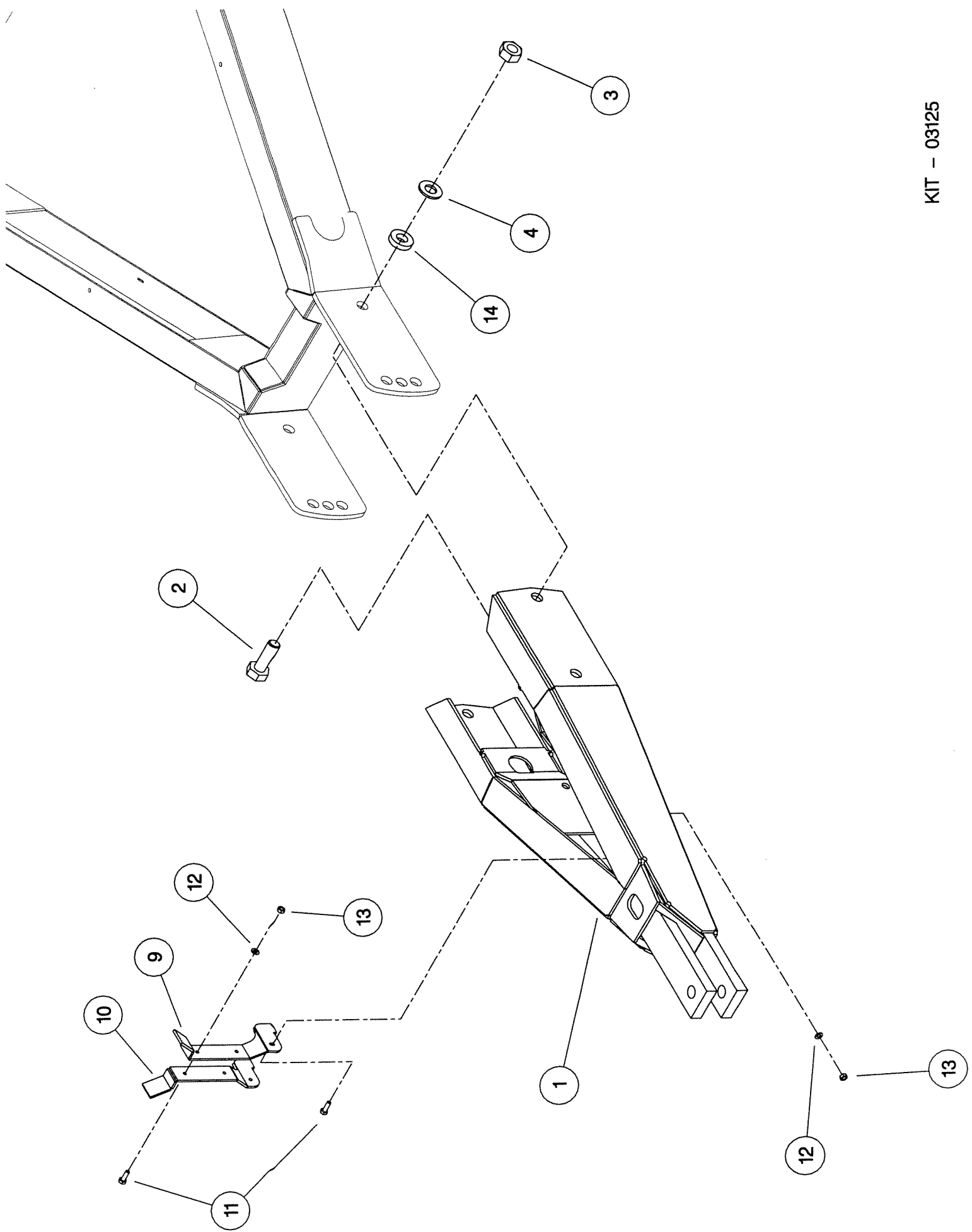




KIT-03123

Shelbourne Reynolds Engineering Limited

ASSY NUMBER: KIT-03125		SUB ASSY DESCRIPTION: USA DRAWBAR					
ITEM	PART NO	DESCRIPTION	QTY	ITEM	PART NO	DESCRIPTION	QTY
1	611703 01	DRAWBAR W/ASSY	1				
2	BLTA24530	BOLT	4				
3	NUT-0275	NYLOC NUT	4				
4	WSH-0036	WASHER	8				
5							
6							
7							
8							
9	590594 01	PTO REST L.H.	1				
10	590594 02	PTO REST R.H.	1				
11	HSS-0086	SET SCREW	4				
12	WSH-0009	WASHER	4				
13	NUT-0260	NYLOC NUT	4				
14	190119 94	WASHER	4				

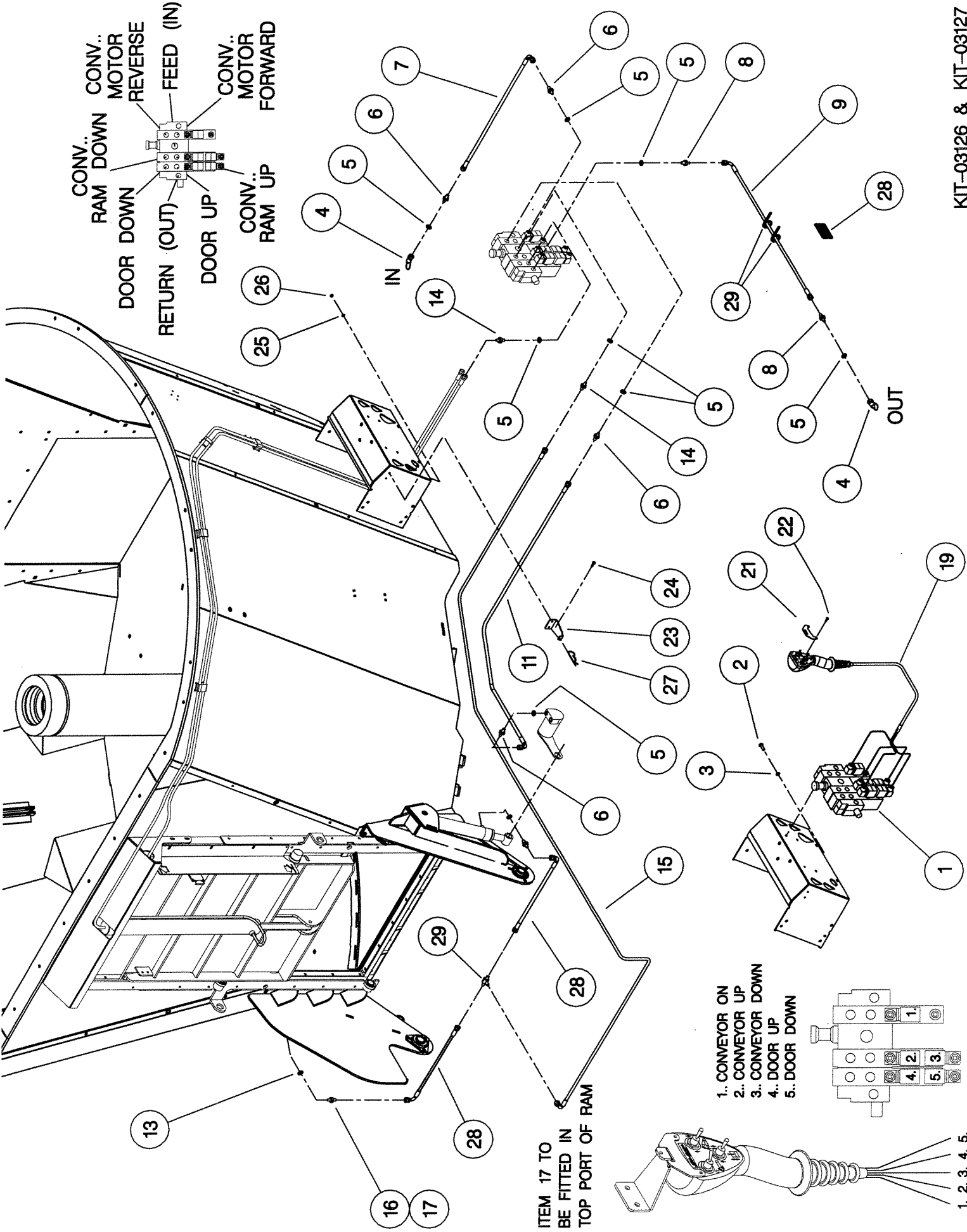


Shelbourne Reynolds Engineering Limited

KIT-03126		ASSY DESCRIPTION: 2 & 3 MT RH DOOR CONVEYOR HYD. KIT					
ASSY NUMBER:							
ITEM	PART NO	DESCRIPTION	QTY	ITEM	PART NO	DESCRIPTION	QTY
1	HVB-19020	HYDRAULIC VALVE BLOCK	1				
2	HSS-0135	SET SCREW	4				
3	WSH-0058	SPRING WASHER	4				
4	COU-0162	QUICK REL. COUPLING	2				
5	WSH-1015	DOWTY WASHER	13				
6	HMA-0065	HYD ADAPT	6				
7	HHBE22005	HOSE ASSY	1				
8	HMA-0067	HYD ADAPT	2				
9	HHBF22005	HOSE ASSY	1				
10							
11	HHBE50005	HOSE ASSY	2				
12							
13	WSH-1010	DOWTY WASHER	4				
14	HMA-0055	HYD ADAPT	4				
15	HHBC30005	HOSE ASSY	2				
16	FIT-0025	HYD ADAPT	2				
17	HAPAA0305	RESTRICTOR	2				
18	TIE-0004	TIE WRAP	10				
19	611701 01	HAND CONTROL. UNIT & LOOMS	1				
20							
21	611681 01	CONTROLLER HANGER BRKT.	1				
22	SCHS07176	SELF TAPPING SCREWS	2				
23	611682 01	HOOK BRACKET	2				
24	HSS-0086	SET SCREW	2				
25	WSH-0009	PLAIN WASHER	2				
26	NUT-0260	NYLOC NUT	2				
27	RCL-0015	R CLIP	2				
28	HHBC09105	HOSE ASSY	4				
29	HMT-0010	TEE FITTING	2				
30	612230 01	EMBLEM	1				
31	TIE-0002	TIE WRAP	2				

Shelbourne Reynolds Engineering Limited

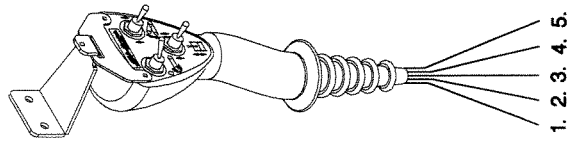
KIT-03127		KIT-03127			ASSY DESCRIPTION: 2 & 3 MT LH DOOR CONVEYOR HYD. KIT		
ASSY NUMBER:	PART NO	DESCRIPTION	QTY	ITEM	PART NO	DESCRIPTION	QTY
1	HVB-19020	HYDRAULIC VALVE BLOCK	1				
2	HSS-0135	SET SCREW	4				
3	WSH-0058	SPRING WASHER	4				
4	COU-0162	QUICK REL. COUPLING	2				
5	WSH-1015	DOWTY WASHER	13				
6	HMA-0065	HYD ADAPT	6				
7	HHBE22005	HOSE ASSY	1				
8	HMA-0067	HYD ADAPT	2				
9	HHBF22005	HOSE ASSY	1				
10							
11	HHBE32005	HOSE ASSY	2				
12							
13	WSH-1010	DOWTY WASHER	4				
14	HMA-0055	HYD ADAPT	4				
15	HHBC30005	HOSE ASSY	2				
16	FIT-0025	HYD ADAPT	2				
17	HAPAA0305	RESTRICTOR	2				
18	TIE-0004	TIE WRAP	10				
19	611701 01	HAND CONTROL. UNIT & LOOMS	1				
20							
21	611681 01	CONTROLLER HANGER BRKT.	1				
22	SCHS07176	SELF TAPPING SCREWS	2				
23	611682 01	HOOK BRACKET	2				
24	HSS-0086	SET SCREW	2				
25	WSH-0009	PLAIN WASHER	2				
26	NUT-0260	NYLOC NUT	2				
27	RCL-0015	R CLIP	2				
28	HHBC09105	HOSE ASSY	4				
29	HMT-0010	TEE FITTING	2				
30	612230 01	EMBLEM	1				
31	TIE-0002	TIE WRAP	2				



CONV. DOWN
RAM DOWN
DOOR DOWN
RETURN (OUT)
DOOR UP
CONV. RAM UP
CONV. MOTOR REVERSE
FEED (IN)
CONV. MOTOR FORWARD

- 1. CONVEYOR ON
- 2. CONVEYOR UP
- 3. CONVEYOR DOWN
- 4. DOOR UP
- 5. DOOR DOWN

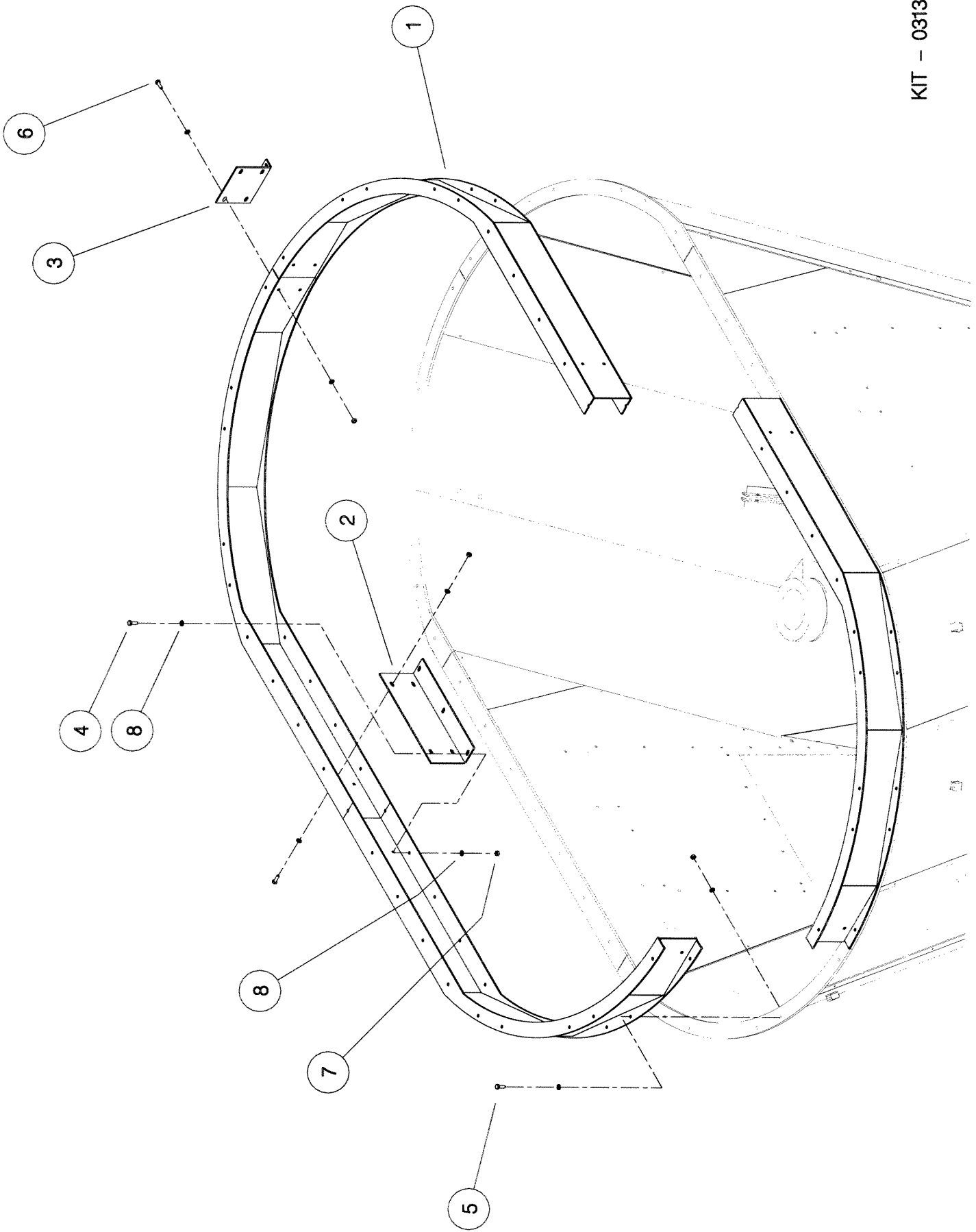
ITEM 17 TO BE FITTED IN TOP PORT OF RAM



1. 2. 3. 4. 5.

Shelbourne Reynolds Engineering Limited

KIT-03130		ASSY DESCRIPTION: 10m ³ (180mm) EXTENSION SIDE KIT					
ASSY NUMBER:	KIT-03130	DESCRIPTION	QTY	ITEM	PART NO	DESCRIPTION	QTY
1	611801 01	10m ³ EXTENSION SIDE W/A	4				
2	611802 01	WIDE CLAMP PLATE	2				
3	611068 01	CLAMP PLATE	2				
4	BLTA10290	BOLT	10				
5	HSS-0198	SETSCREW	38				
6	HSS-0191	SETSCREW	16				
7	NUT-0265	NYLOC NUT	64				
8	WSH-0015	PLAIN WASHER	128				

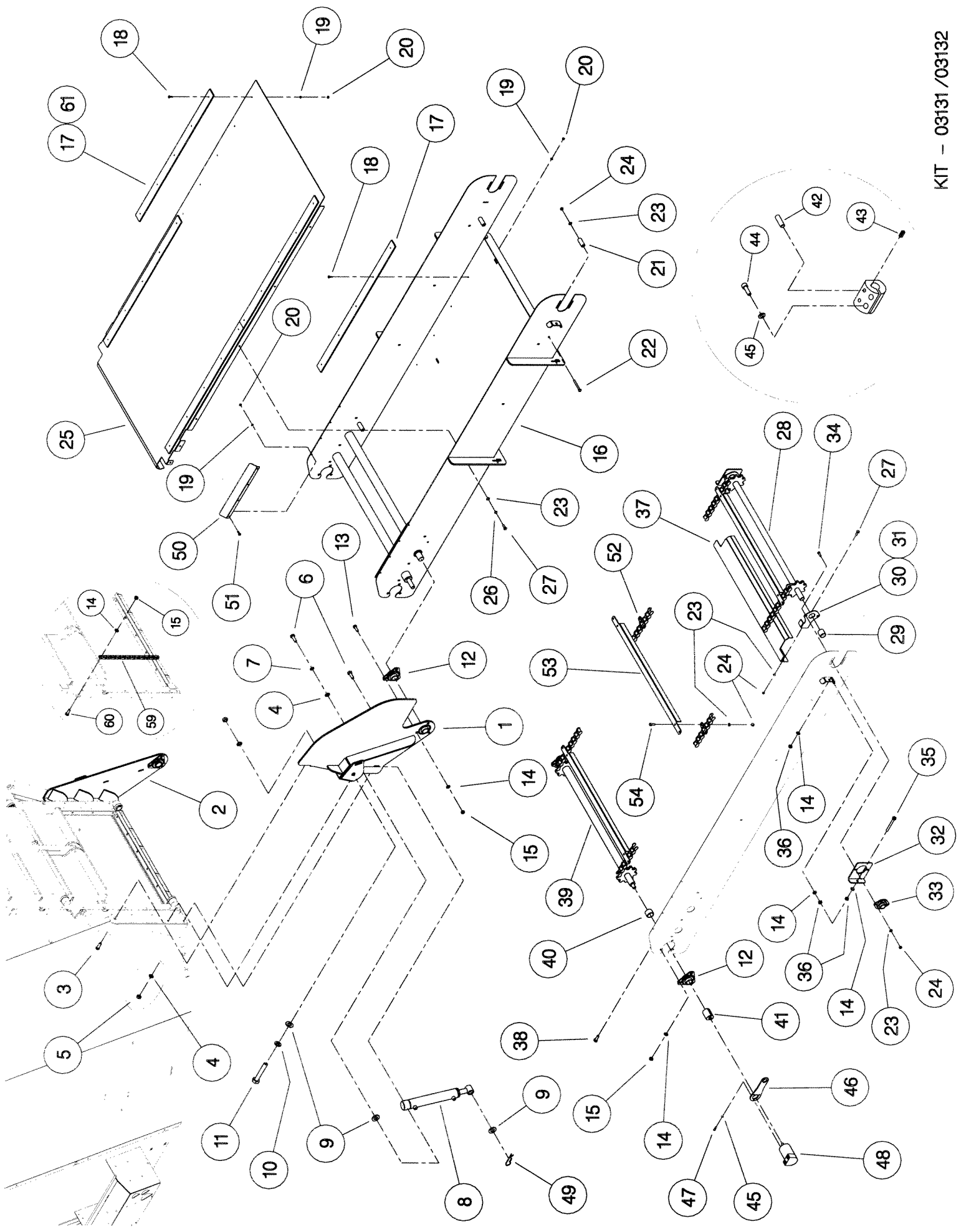


Shelbourne Reynolds Engineering Limited

KIT-03131		ASSY DESCRIPTION: 2m SIDE CONVEYOR KIT (8m ³ & 10m ³)					
ASSY NUMBER:							
ITEM	PART NO	DESCRIPTION	QTY	ITEM	PART NO	DESCRIPTION	QTY
1	611808 01	RH CONVEYOR MTG BRKT	1	39	611314 01	DRIVE SHAFT	1
2	611813 01	LH CONVEYOR MTG BRKT	1	40	611327 01	SPACER TUBE	2
3	BLT-3790	COACHBOLT	2	41	611339 01	MOTOR COUPLING	1
4	WSH-0018	WASHER	6	42	SCW-4530	GRUBSCREW	2
5	NUT-0269	NUT	4	43	K0505016	KEY	1
6	HSS-0238	SETScrew	4	44	SCW-0086	CAP HD SCREW	2
7	WSH-0065	WASHER	2	45	WSH-0056	WASHER	5
8	RAM-0001	DOUBLE ACTING RAM	2	46	611829 01	MOTOR SUPPORT PLATE	1
9	WSH-0030	WASHER	6	47	SCW-4960	BUTT SOC HD SCREW	3
10	WSH-0075	WASHER	2	48	MOTH05000	HYD MOTOR	1
11	BLT-2370	BOLT	2	49	RCL-0015	R-CLIP	2
12	BRG-0240	BEARING	4	50	611828 01	FILL IN PLATE	2
13	BLT-3745	COACHBOLT	6	51	HSS-0082	SETScrew	8
14	WSH-0015	WASHER	19	52	CHN-13543	1 3/8" P CHAIN	2
15	NUT-0265	NUT	13	53	611336 01	SLAT	22
16	611824 01	2m CONVEYOR FRAME W/A	1	54	HSS-0130	SETScrew	88
17	611358 01	WEAR STRIP	6	55			
18	SCW-1580	CSK SOC HD SCREW	30	56			
19	WSH-0009	WASHER	38	57			
20	NUT-0260	NUT	38	58			
21	611235 02	CHAIN RUNNER	4	59	CHA-01061	CHAIN	2.1m
22	BLTA08560	BOLT	4	60	HSS-0198	SETScrew	1
23	WSH-0012	WASHER	110	61			
24	NUT-0263	NUT	98	62			
25	611827 01	MAIN CHASSIS PLATE	1				
26	WSH-0058	WASHER	12				
27	HSS-0140	SETScrew	14				
28	611303 01	IDLE AXLE	1				
29	611306 01	SPACER TUBE	2				
30	611313 01	SUPPORT PLATE RH	1				
31	611313 02	SUPPORT PLATE LH	1				
32	611311 01	TENSIONING BRKT	2				
33	BRG-22505	BEARING	2				
34	BLT-2700	COACHBOLT	4				
35	HSSA10680	BOLT	2				
36	NUT-0167	NUT	6				
37	611309 01	SHAFT COVER	1				
38	BLT-3740	COACHBOLT	6				

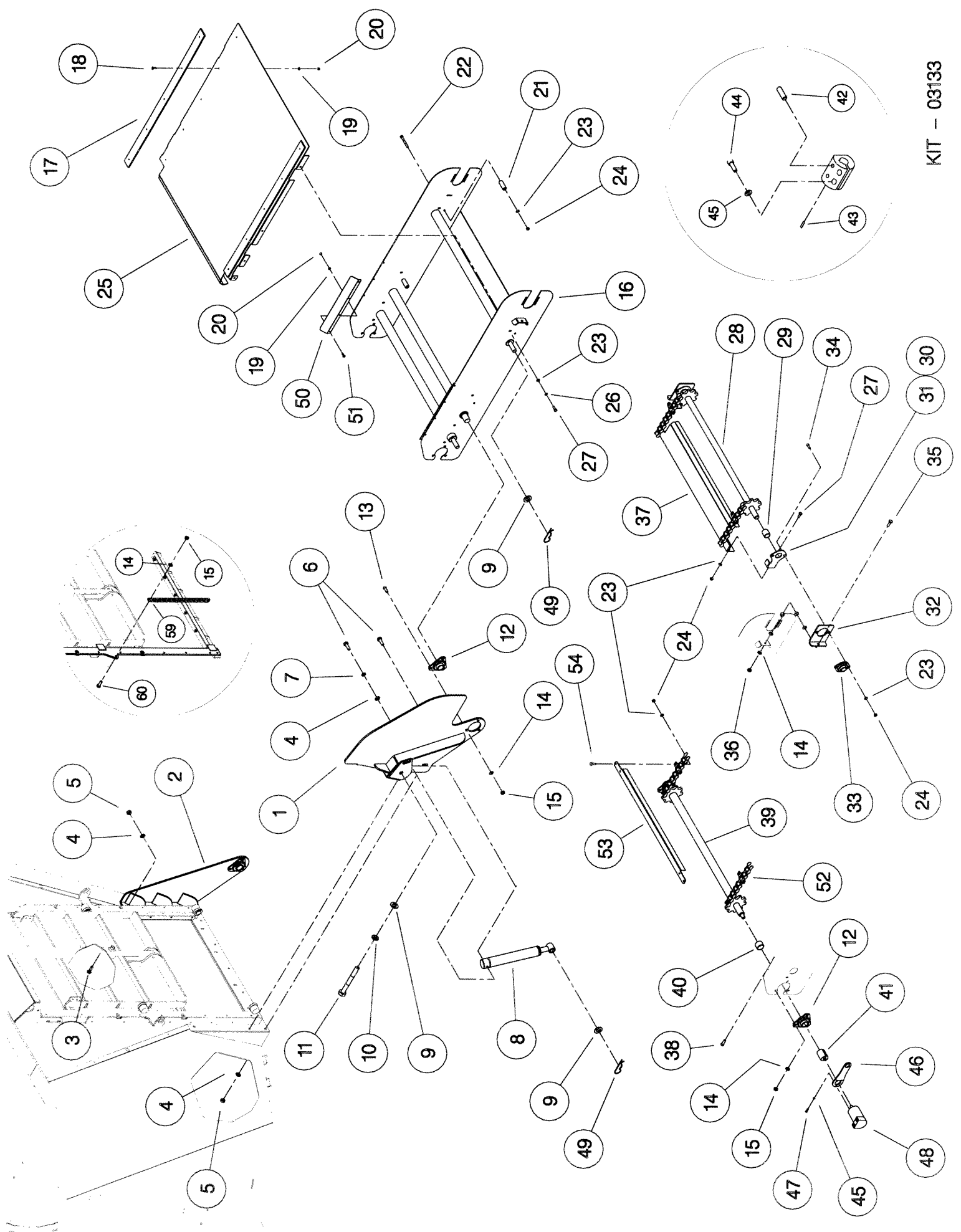
Shelbourne Reynolds Engineering Limited

KIT-03132		KIT-03132					KIT-03132				
ASSY NUMBER:	ASSY DESCRIPTION: 3m SIDE CONVEYOR KIT (8m ³ & 10m ³)										
ITEM	PART NO	DESCRIPTION	QTY	ITEM	PART NO	DESCRIPTION	QTY				
1	611808 01	RH CONVEYOR MTG BRKT	1	39	611314 01	DRIVE SHAFT	1				
2	611813 01	LH CONVEYOR MTG BRKT	1	40	611327 01	SPACER TUBE	2				
3	BLT-3790	COACHBOLT	2	41	611339 01	MOTOR COUPLING	1				
4	WSH-0018	WASHER	6	42	SCW-4530	GRUBSCREW	2				
5	NUT-0269	NUT	4	43	K0505016	KEY	1				
6	HSS-0238	SETScrew	4	44	SCW-0086	CAP HD SCREW	2				
7	WSH-0065	WASHER	2	45	WSH-0056	WASHER	5				
8	RAM-0001	DOUBLE ACTING RAM	2	46	611829 01	MOTOR SUPPORT PLATE	1				
9	WSH-0030	WASHER	6	47	SCW-4960	BUTT SOC HD SCREW	3				
10	WSH-0075	WASHER	2	48	MOTH05000	HYD MOTOR	1				
11	BLT-2370	BOLT	2	49	RCL-0015	R-CLIP	2				
12	BRG-0240	BEARING	4	50	611828 01	FILL IN PLATE	2				
13	BLT-3745	COACHBOLT	6	51	HSS-0082	SETScrew	8				
14	WSH-0015	WASHER	19	52	CHN-13540	1 3/8" P CHAIN	2				
15	NUT-0265	NUT	13	53	611336 01	SLAT	30				
16	611825 01	3m CONVEYOR FRAME W/A	1	54	HSS-0130	SETScrew	120				
17	611747 01	WEAR STRIP	2	55							
18	SCW-1580	CSK SOC HD SCREW	42	56							
19	WSH-0009	WASHER	50	57							
20	NUT-0260	NUT	50	58							
21	611235 02	CHAIN RUNNER	4	59	CHA-01061	CHAIN	2.1m				
22	BLTA08560	BOLT	4	60	HSS-0198	SETScrew	1				
23	WSH-0012	WASHER	134	61	611301 01	WEAR STRIP	4				
24	NUT-0263	NUT	130	62							
25	611333 01	MAIN CHASSIS PLATE	1								
26	WSH-0058	WASHER	16								
27	HSS-0140	SETScrew	18								
28	611303 01	IDLE AXLE	1								
29	611306 01	SPACER TUBE	2								
30	611313 01	SUPPORT PLATE RH	1								
31	611313 02	SUPPORT PLATE LH	1								
32	611311 01	TENSIONING BRKT	2								
33	BRG-22505	BEARING	2								
34	BLT-2700	COACHBOLT	4								
35	HSSA10680	BOLT	2								
36	NUT-0167	NUT	6								
37	611309 01	SHAFT COVER	1								
38	BLT-3740	COACHBLOT	6								



Shelbourne Reynolds Engineering Limited

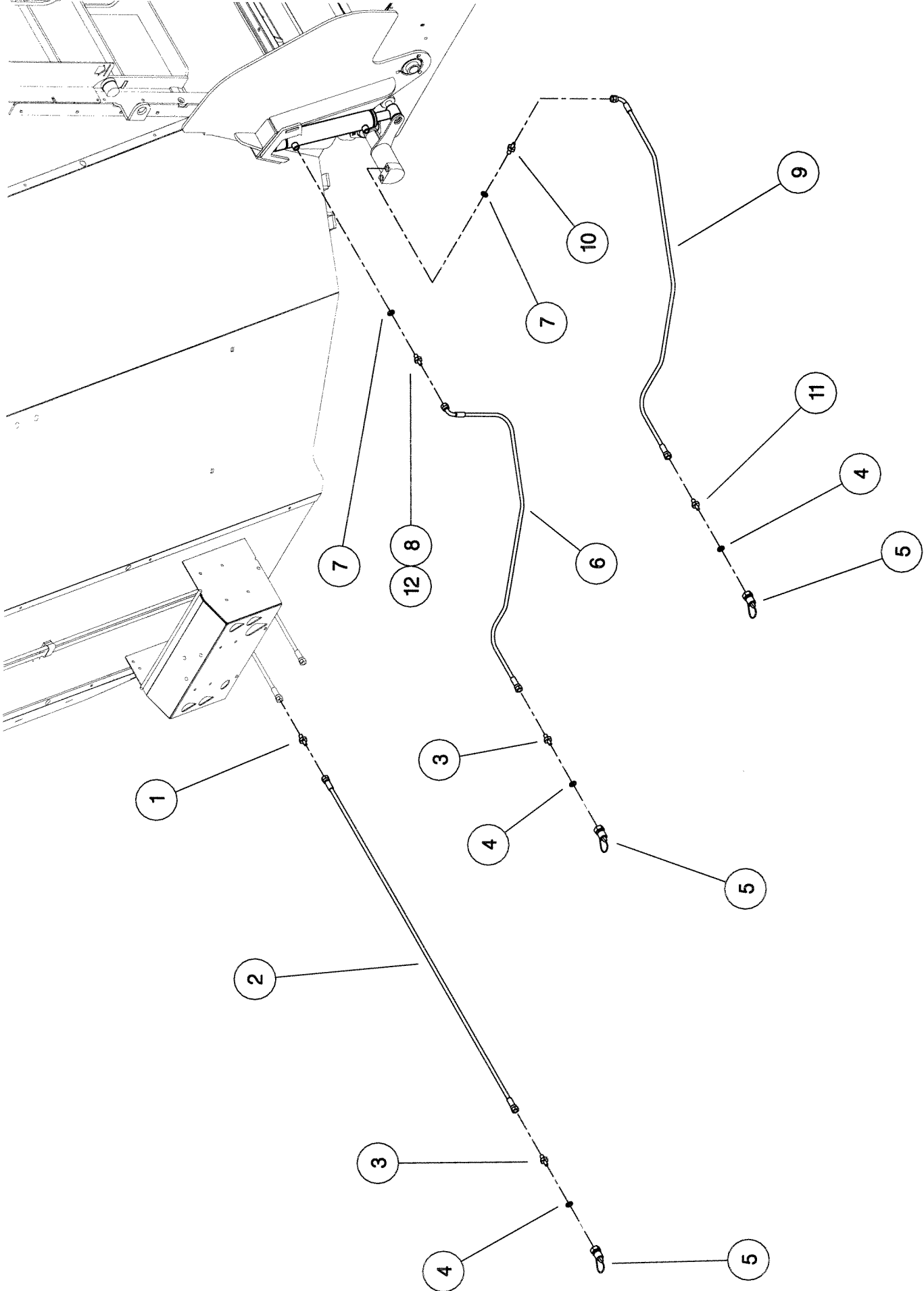
KIT-03133		ASSY DESCRIPTION: 1m SIDE CONVEYOR KIT (8m ³ & 10m ³)					
ASSY NUMBER:							
ITEM	PART NO	DESCRIPTION	QTY	ITEM	PART NO	DESCRIPTION	QTY
1	611808 01	RH CONVEYOR MTG BRKT	1	39	611314 01	DRIVE SHAFT	1
2	611814 01	LH CONVEYOR MTG BRKT	1	40	611327 01	SPACER TUBE	2
3	BLT-3790	COACHBOLT	2	41	611339 01	MOTOR COUPLING	1
4	WSH-0018	WASHER	6	42	SCW-4530	GRUBSCREW	2
5	NUT-0269	NUT	4	43	K0505016	KEY	1
6	HSS-0238	SETScrew	4	44	SCW-0086	CAP HD SCREW	2
7	WSH-0065	WASHER	2	45	WSH-0056	WASHER	5
8	RAM-0001	DOUBLE ACTING RAM	1	46	611829 01	MOTOR SUPPORT PLATE	1
9	WSH-0030	WASHER	3	47	SCW-4960	BUTT SOC HD SCREW	3
10	WSH-0075	WASHER	1	48	MOTH05000	HYD MOTOR	1
11	BLT-2370	BOLT	1	49	RCL-0015	R-CLIP	2
12	BRG-0240	BEARING	4	50	611828 01	FILL IN PLATE	2
13	BLT-3745	COACHBOLT	6	51	HSS-0082	SETScrew	8
14	WSH-0015	WASHER	19	52	CHN-13541	1 3/8" P CHAIN	2
15	NUT-0265	NUT	13	53	611336 01	SLAT	12
16	611823 01	1m CONVEYOR FRAME W/A	1	54	HSS-0130	SETScrew	48
17	611358 01	WEAR STRIP	2	55			
18	SCW-1580	CSK SOC HD SCREW	10	56			
19	WSH-0009	WASHER	18	57			
20	NUT-0260	NUT	18	58			
21	611235 02	CHAIN RUNNER	4	59	CHA-01061	CHAIN	1.2m
22	BLTA08560	BOLT	4	60	HSS-0194	SETScrew	1
23	WSH-0012	WASHER	66	61			
24	NUT-0263	NUT	58	62			
25	611359 01	MAIN CHASSIS PLATE	1				
26	WSH-0058	WASHER	8				
27	HSS-0140	SETScrew	10				
28	611303 01	IDLE AXLE	1				
29	611306 01	SPACER TUBE	2				
30	611313 01	SUPPORT PLATE RH	1				
31	611313 02	SUPPORT PLATE LH	1				
32	611311 01	TENSIONING BRKT	2				
33	BRG-22505	BEARING	2				
34	BLT-2700	COACHBOLT	4				
35	HSSA10680	BOLT	2				
36	NUT-0167	NUT	6				
37	611309 01	SHAFT COVER	1				
38	BLT-3740	COACHBLOT	6				



KIT - 03133

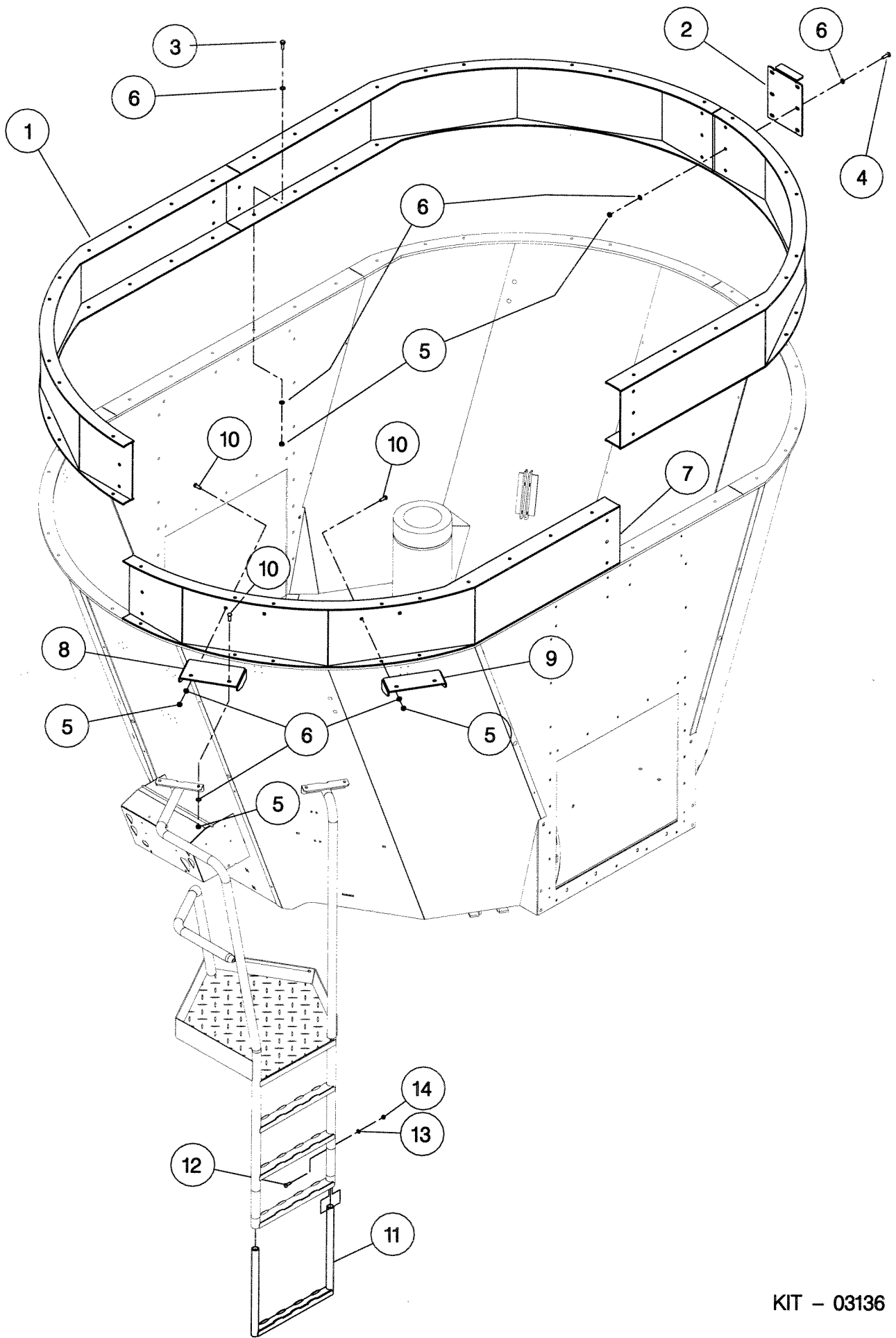
Shelbourne Reynolds Engineering Limited

KIT-03135		ASSY DESCRIPTION: DIRECT TRACTOR HYDRAULICS KIT					
ASSY NUMBER:							
ITEM	PART NO	DESCRIPTION	QTY	ITEM	PART NO	DESCRIPTION	QTY
1	HMA-0052	M/M ADAPTOR	2				
2	HHAC13005	HOSE ASSY	2				
3	HMA-0055	M/M ADAPTOR	4				
4	WSH-1015	DOWTY WASHER	6				
5	COU-0162	QUICK REL COUPLING	6				
6	HHBC65005	HOSE ASSY	2				
7	WSH-1010	DOWTY WASHER	4				
8	FIT-0025	M/M ADAPTOR	2				
9	HHBE70005	HOSE ASSY	2				
10	HMA-0057	M/M ADAPTOR	2				
11	HMA-0065	M/M ADAPTOR	2				
12	HAPAA0305	RESTRICTOR	1				



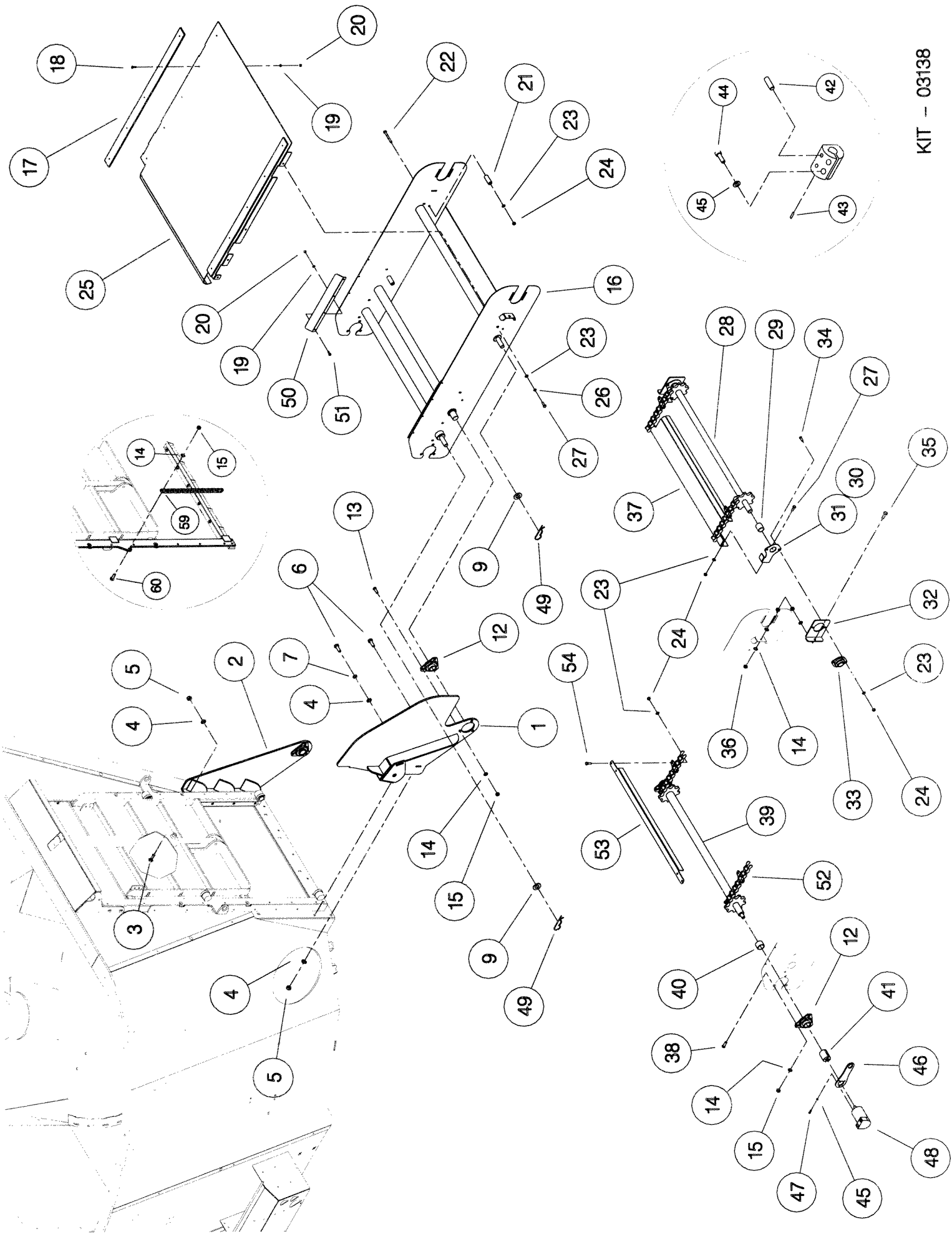
Shelbourne Reynolds Engineering Limited

KIT-03136		ASSY DESCRIPTION: 8m ³ - 10m ³ (300mm) EXTENSION SIDE KIT					
ASSY NUMBER:	KIT-03136	ASSY DESCRIPTION: 8m ³ - 10m ³ (300mm) EXTENSION SIDE KIT					
ITEM	PART NO	DESCRIPTION	QTY	ITEM	PART NO	DESCRIPTION	QTY
1	611867 01	8m ³ EXT. SIDE W/A	3				
2	611869 01	CLAMP PLATE	4				
3	HSS-0198	SETSCREW	36				
4	HSS-0191	SETSCREW	24				
5	NUT-0265	NYLOC NUT	68				
6	WSH-0015	PLAIN WASHER	128				
7	612625 01	8m ³ EXT. SIDE W/A	1				
8	612483 01	PLATFORM BRACKET	1				
9	612484 01	PLATFORM BRACKET	1				
10	BLT-3750	COACHBOLT	8				
11	611554 01	LADDER EXTENSION	1				
12	BLTA08350	BOLT	4				
13	WSH-0012	WASHER	8				
14	NUT-0263	NUT	4				



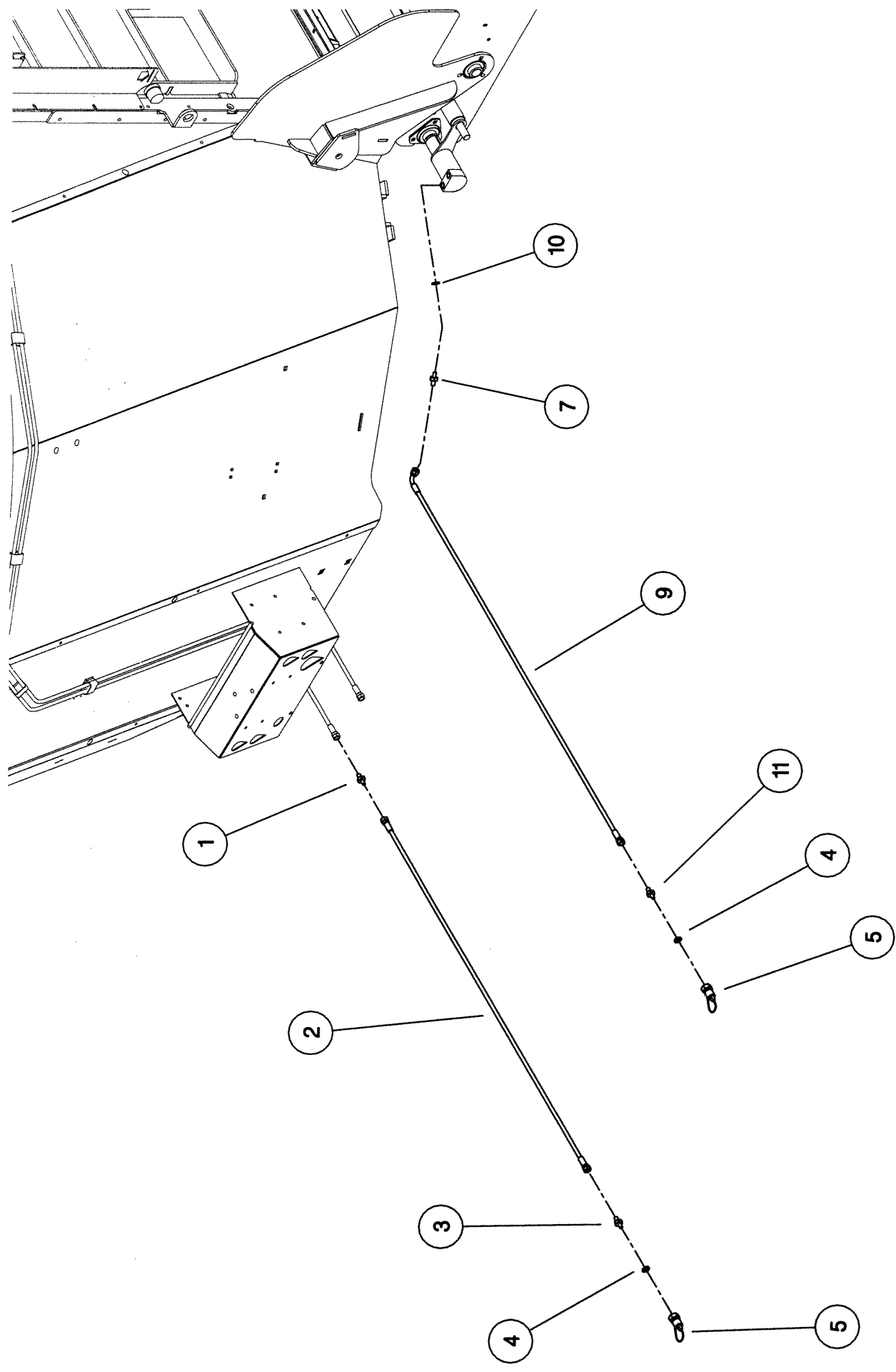
Shelbourne Reynolds Engineering Limited

KIT-03138		ASSY DESCRIPTION: 1m SIDE CONVEYOR KIT (NO LIFT RAM)					
ASSY NUMBER:	PART NO	DESCRIPTION	QTY	ITEM	PART NO	DESCRIPTION	QTY
1	611808 01	RH CONVEYOR MTG BRKT	1	34	BLT-2700	COACHBOLT	4
2	611814 01	LH CONVEYOR MTG BRKT	1	35	HSSA10680	BOLT	2
3	BLT-3790	COACHBOLT	2	36	NUT-0167	NUT	6
4	WSH-0018	WASHER	6	37	611309 01	SHAFT COVER	1
5	NUT-0269	NUT	4	38	BLT-3740	COACHBLOT	6
6	HSS-0238	SETScrew	4	39	611314 01	DRIVE SHAFT	1
7	WSH-0065	WASHER	2	40	611327 01	SPACER TUBE	2
8				41	611339 01	MOTOR COUPLING	1
9	WSH-0030	WASHER	2	42	SCW-4530	GRUBSCREW	2
10				43	K0505016	KEY	1
11				44	SCW-0086	CAP HD SCREW	2
12	BRG-0240	BEARING	4	45	WSH-0056	WASHER	5
13	BLT-3745	COACHBOLT	6	46	611829 01	MOTOR SUPPORT PLATE	1
14	WSH-0015	WASHER	19	47	SCW-4960	BUTT SOC HD SCREW	3
15	NUT-0265	NUT	13	48	MOTH05000	HYD MOTOR	1
16	611823 01	1m CONVEYOR FRAME W/A	1	49	RCL-0015	R-CLIP	2
17	611358 01	WEAR STRIP	2	50	611828 01	FILL IN PLATE	2
18	SCW-1580	CSK SOC HD SCREW	10	51	HSS-0082	SETScrew	8
19	WSH-0009	WASHER	18	52	CHN-13541	1 3/8" P CHAIN	2
20	NUT-0260	NUT	18	53	611336 01	SLAT	12
21	611235 02	CHAIN RUNNER	4	54	HSS-0130	SETScrew	48
22	BLTA08560	BOLT	4	55			
23	WSH-0012	WASHER	66	56			
24	NUT-0263	NUT	58	57			
25	611359 01	MAIN CHASSIS PLATE	1	58			
26	WSH-0058	WASHER	8	59	CHA-01061	CHAIN	1.2m
27	HSS-0140	SETScrew	10	60	HSS-0194	SETScrew	1
28	611303 01	IDLE AXLE	1				
29	611306 01	SPACER TUBE	2				
30	611313 01	SUPPORT PLATE RH	1				
31	611313 02	SUPPORT PLATE LH	1				
32	611311 01	TENSIONING BRKT	2				
33	BRG-22505	BEARING	2				



Shelbourne Reynolds Engineering Limited

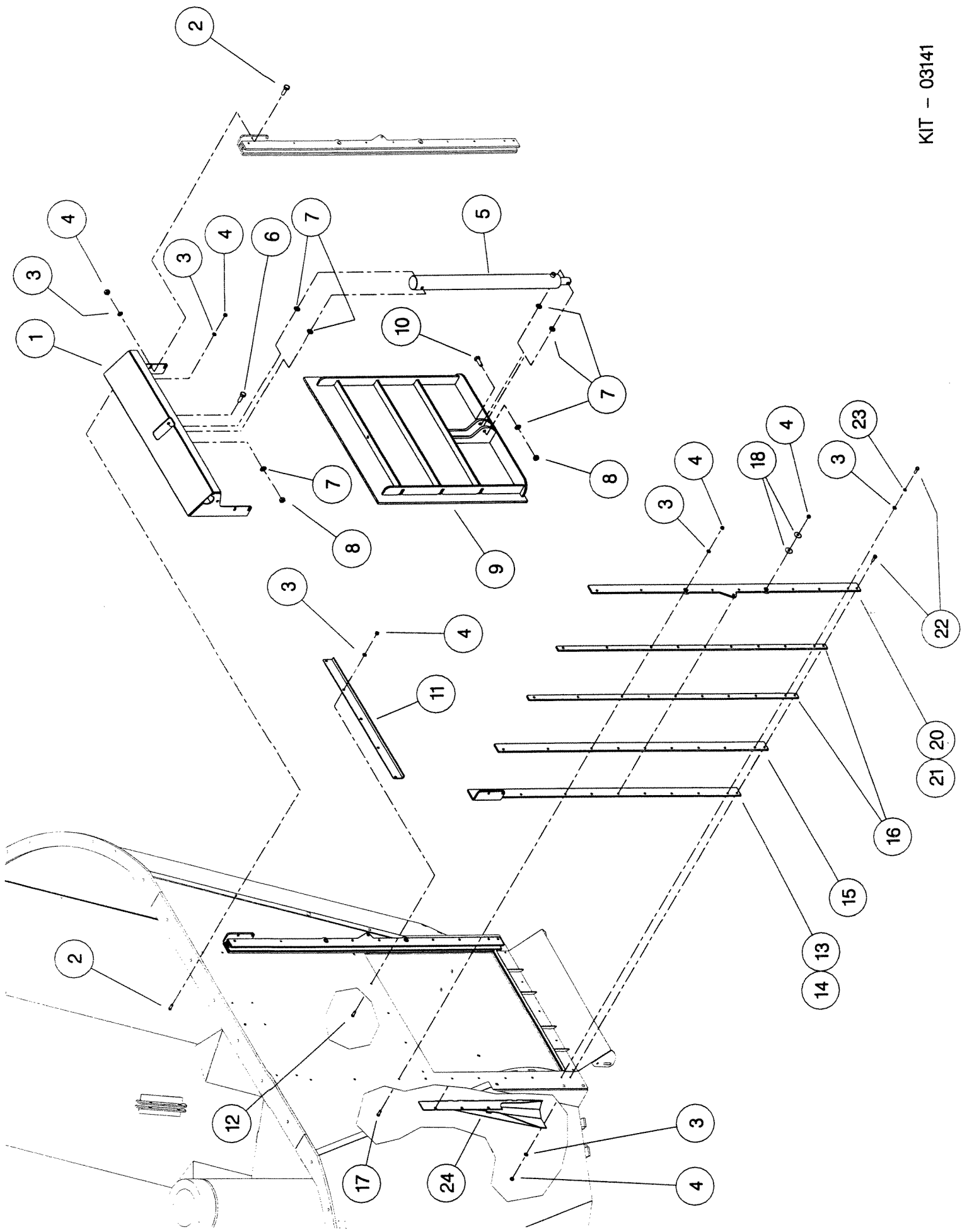
KIT-03139		ASSY DESCRIPTION: HYDRAULICS KIT (1M CONV.. NO LIFT RAM)					
ASSY NUMBER:	KIT-03139	ASSY DESCRIPTION: HYDRAULICS KIT (1M CONV.. NO LIFT RAM)					
ITEM	PART NO	DESCRIPTION	QTY	ITEM	PART NO	DESCRIPTION	QTY
1	HMA-0052	M/M ADAPTOR	2				
2	HHAC13005	HOSE ASSY	2				
3	HMA-0055	M/M ADAPTOR	2				
4	WSH-1015	DOWTY WASHER	4				
5	COU-0162	QUICK REL COUPLING	4				
6							
7	WSH-1010	DOWTY WASHER	2				
8							
9	HHBE70005	HOSE ASSY	2				
10	HMA-0057	M/M ADAPTOR	2				
11	HMA-0065	M/M ADAPTOR	2				



KIT-03139

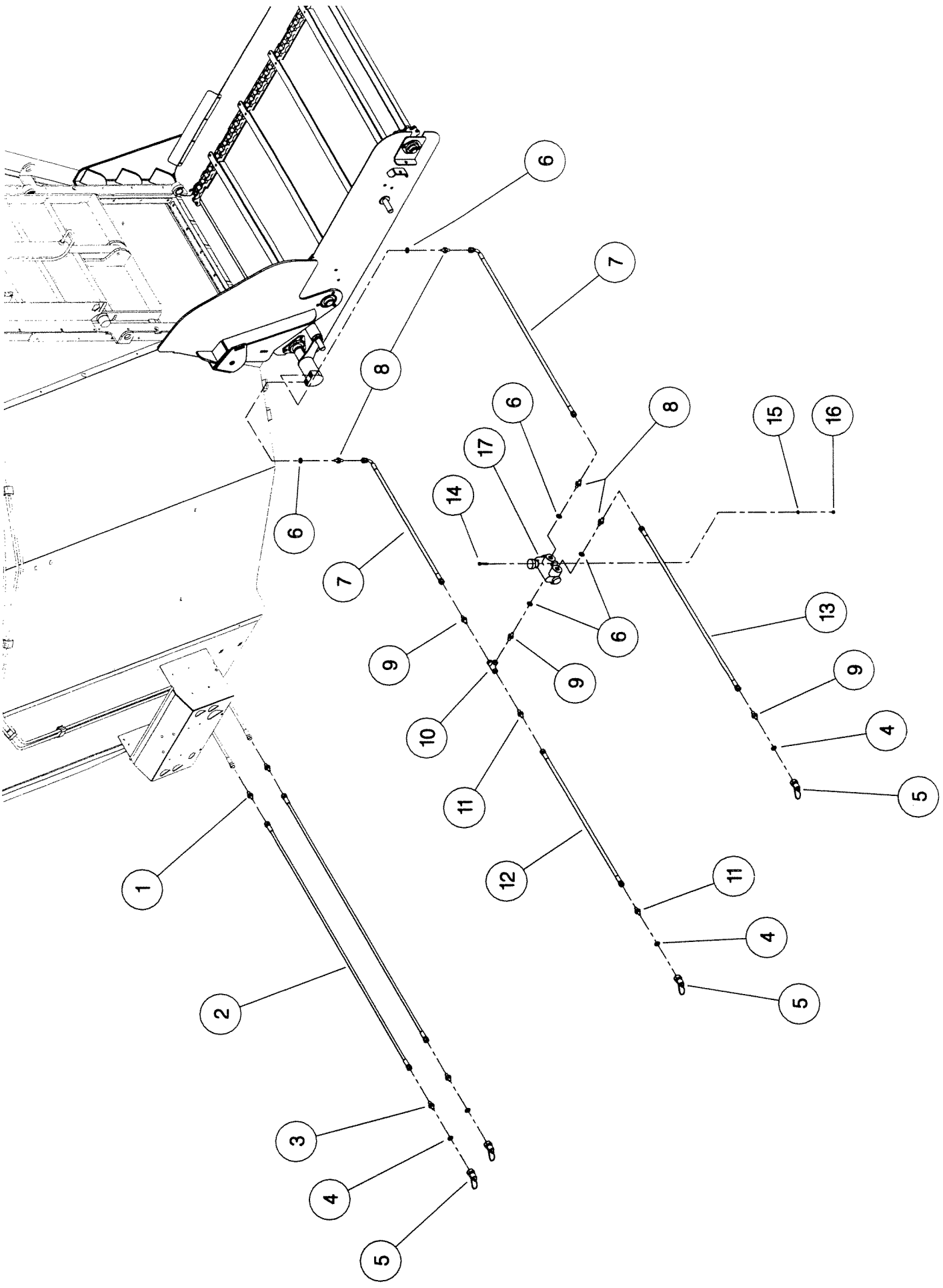
Shelbourne Reynolds Engineering Limited

KIT-03141		ASSY DESCRIPTION: FEED DOOR & RAM KIT (WITHOUT SEALS)		
ASSY NUMBER:	KIT-03141	ASSY DESCRIPTION:	FEED DOOR & RAM KIT (WITHOUT SEALS)	
ITEM	PART NO	DESCRIPTION	QTY	ITEM
				DESCRIPTION
				QTY
1	611156 01	TOP RAM BRACKET W/A	1	
2	BLTF08173	COACHBOLT	8	
3	WSH-0012	WASHER	49	
4	NUT-0263	NUT	47	
5	610908 01	HYDRAULIC RAM	1	
6	BLT-2270	BOLT	1	
7	WSH-0018	WASHER	6	
8	NUT-0269	NUT	2	
9	611142 01	DOOR W/A	1	
10	BLTA12440	BOLT	1	
11	611139 01	FILL IN ANGLE	1	
12	BLT-4710	COACHBOLT	5	
13	611875 01	DOOR FRAME LH	1	
14	611875 02	DOOR FRAME RH	1	
15	611876 01	PACKER STRIP	2	
16	611876 03	PACKER STRIP	4	
OR	(SERIAL NO	111163 & 110153 ONWARDS)	4	
	611876 02	PACKER STRIP	4	
	(UP TO & INC SERIAL NO 1110163 & 109153)		16	
17	BLTF08380	COACHBOLT	4	
18	WSH-1038	WASHER	4	
19				
20	611877 01	KEEP PLATE LH	2	
21				
22	BLTA08410	BOLT	4	
23	WSH-0058	WASHER	2	
24	612103 01	DEFLECTOR PLATE	1	



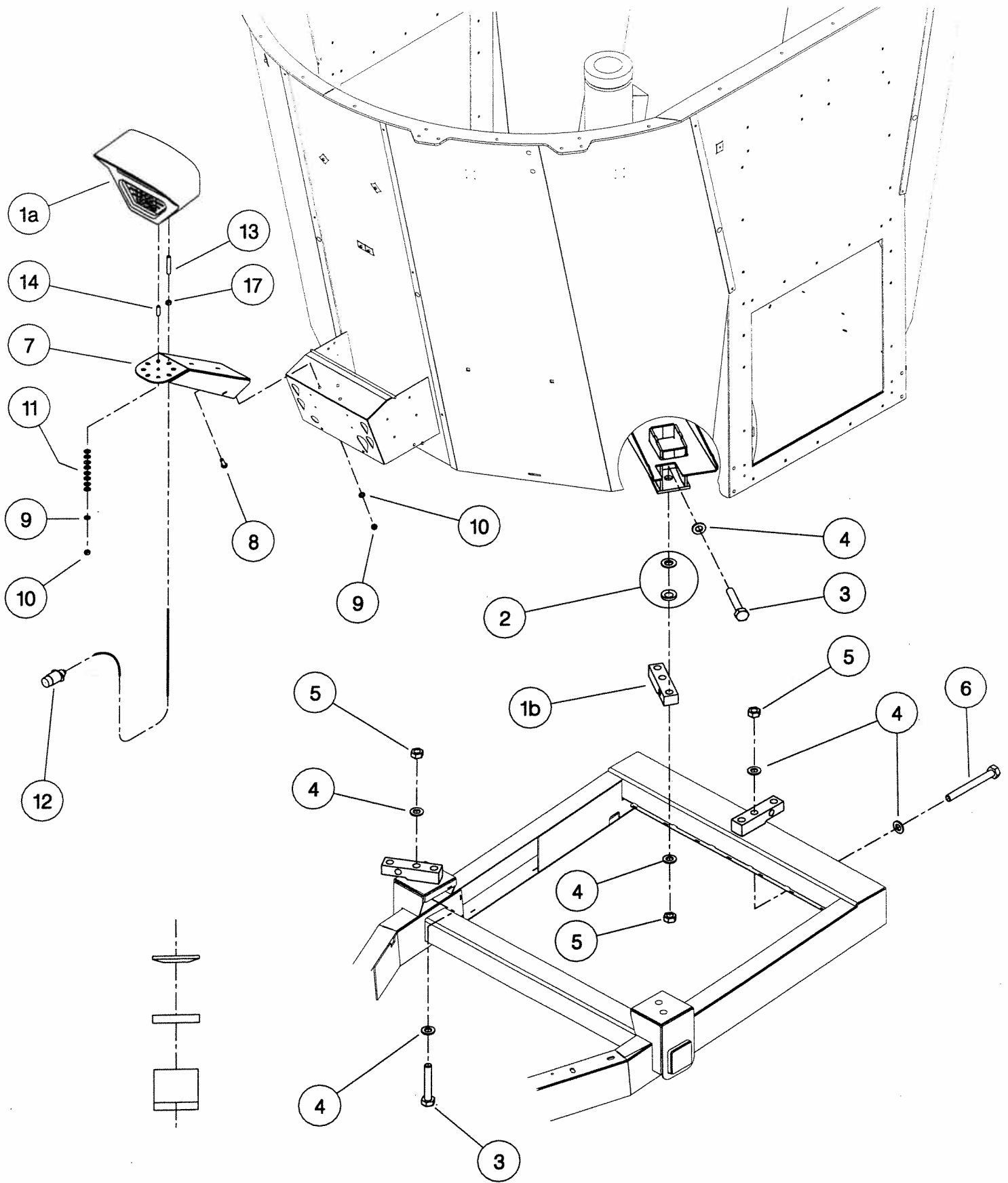
Shelbourne Reynolds Engineering Limited

KIT-03142		ASSY DESCRIPTION: HYDRAULICS KIT(1M CON NO RAM INC FLOW)					
ASSY NUMBER:	KIT-03142	ASSY DESCRIPTION: HYDRAULICS KIT(1M CON NO RAM INC FLOW)					
ITEM	PART NO	DESCRIPTION	QTY	ITEM	PART NO	DESCRIPTION	QTY
1	HMA-0052	M/M ADAPTOR	2				
2	HHAC13005	HOSE ASSY	2				
3	HMA-0055	M/M ADAPTOR	2				
4	WSH-1015	DOWTY WASHER	4				
5	COU-0162	QUICK REL COUPLING	4				
6	WSH-1010	DOWTY WASHER	5				
7	HHBE32005	HOSE ASSY	2				
8	HMA-0057	M/M ADAPTOR	4				
9	HMA-0065	M/M ADAPTOR	3				
10	FITA10250	T-FITTING	1				
11	HMA-0067	M/M ADAPTOR	2				
12	HHBF22005	HOSE ASSY	1				
13	HHBE22005	HOSE ASSY	1				
14	BLTA06320	BOLT	2				
15	WSH-0009	WASHER	2				
16	NUT-0260	NUT	2				
17	VAL-0088	FLOW CONTROL VALVE	1				



Shelbourne Reynolds Engineering Limited

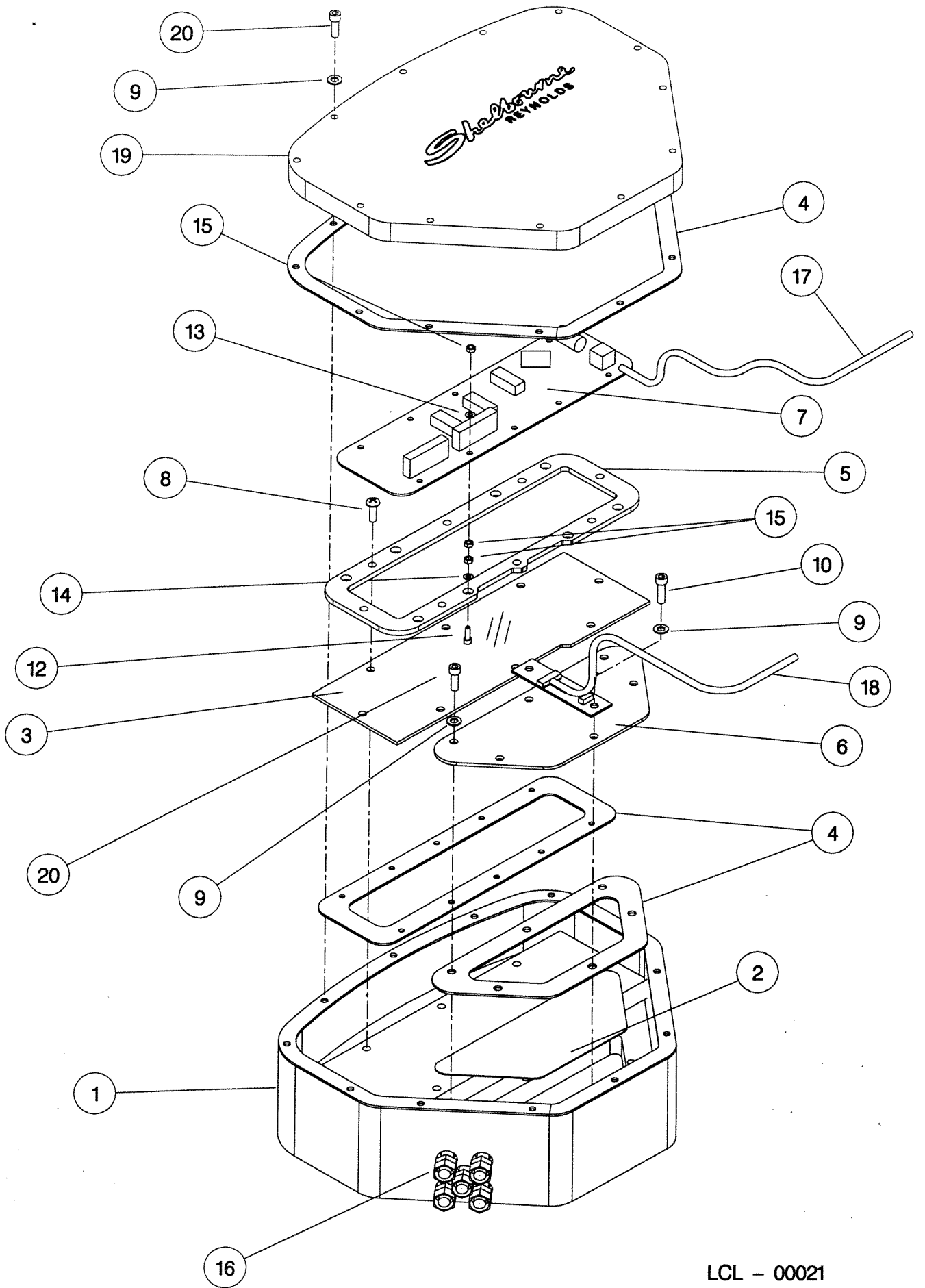
ASSY NUMBER: KIT-03143		SUB ASSY DESCRIPTION: LOADCELL KIT BEAM TYPE (C&CPOP)					
ITEM	PART NO	DESCRIPTION	QTY	ITEM	PART NO	DESCRIPTION	QTY
1	LCL-00024	WEIGHING SYSTEM	1				
1a	LCL-00021	LOADCELL COMPUTER HEAD	1				
1b	LCL-00023	LOADCELL BEAM	3				
2	WSHA45245	CUP & CONE WASHER	3				
3	BLTA24560	BOLT	7				
4	WSH-0036	WASHER	18				
5	NUT-0275	NUT	9				
6	BLTA24860	BOLT	2				
OR	BLTA24830	BOLT	2				
		(UP TO SERIAL No.'s 107131, 120131, 124141, 144151 & 174161 ONLY					
7	611674 01	CONTROL BOX SUPPORT ARM	1				
8	HSS-0191	SETSCREW	3				
9	WSH-0015	WASHER	4				
10	NUT-0265	NUT	4				
11	SPG110111	BELVILLE WASHER	8				
12	PLG-0005	7 PIN PLUG	1				
13	BLTN10380	STUDDING	1				
14	PIN-41011	ROLL PIN	1				
15							
16							
17	NUT-0365	NUT	1				



VIEW SHOWING ORIENTATION
OF CUP & CONE WASHER

Shelbourne Reynolds Engineering Limited

ASSY NUMBER: LCL-00021		SUB ASSY DESCRIPTION: WEIGH HEAD SYSTEM (3 POINT SYSTEM)					
ITEM	PART NO	DESCRIPTION	QTY	ITEM	PART NO	DESCRIPTION	QTY
1	611608 01	BODY CASTING	1				
2	LCL-00026	KEYPAD	1				
3	611735 01	PERSPEX COVER	1				
4	611806 01	GASKET PK	1				
5	611733 01	FIXING PLATE	1				
6	611734 01	COVER PLATE KEYPAD COVER	1				
7	LCL-00025	CIRCUIT BRD	1				
8	SCW-3695	SCREW	8				
9	WSH-0056	WASHER	18				
10	SCW-0083	SCREW SCKT HD	2				
11							
12	SCW-1510	SCREW	8				
13	WSH-0003	WASHER	8				
14	WSHA20041	WASHER	8				
15	NUT-0155	NUT	24				
16	CBG-00123	GLANDS ROUND	6				
17	LCL-01007	POWER CABLE ASS	1				
18	LCL-01008	LIGHT/BUZZER CBL	1				
19	611609 01	LID CASTING	1				
20	SCW-0081	SCREW	18				



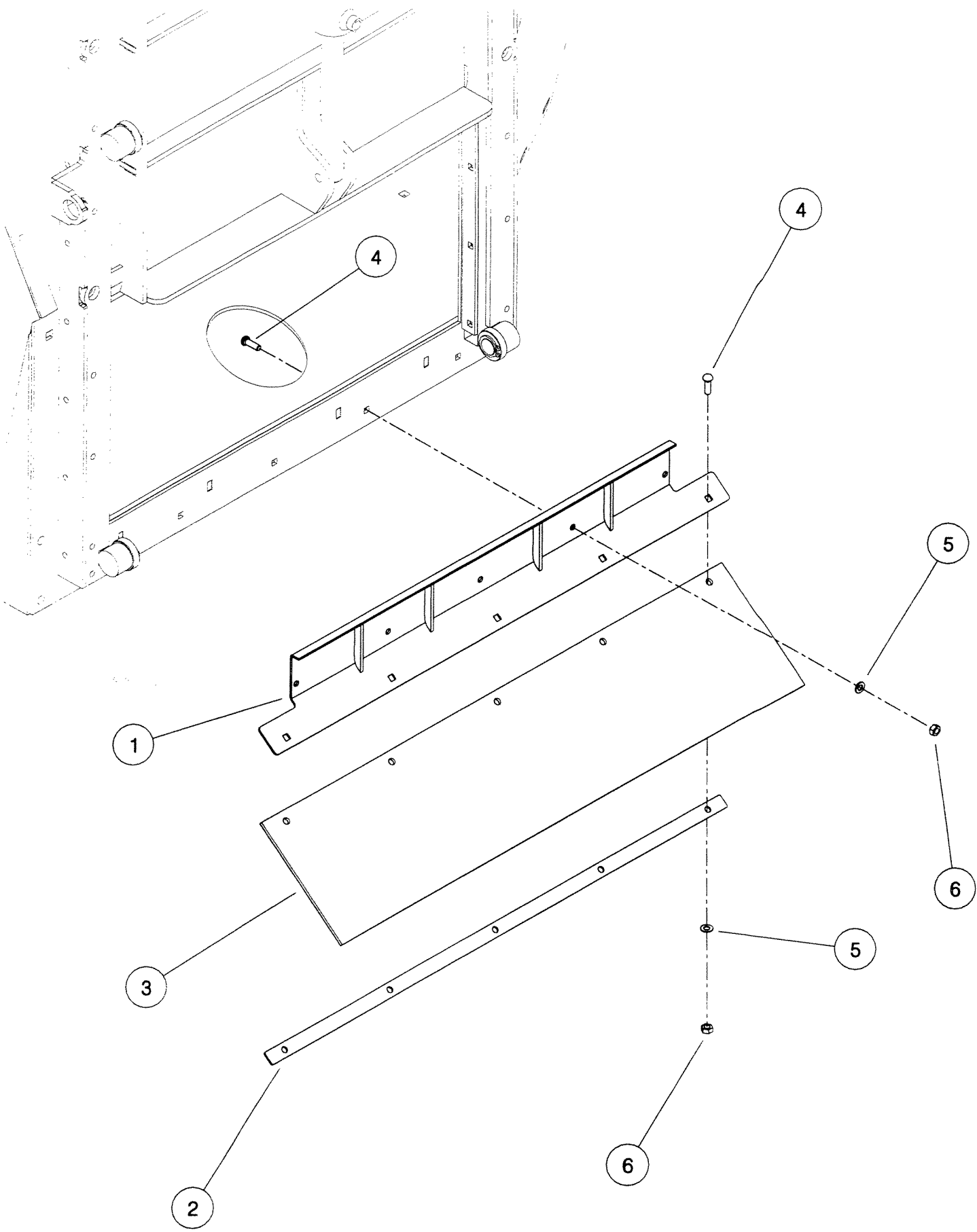
LCL - 00021

Shelbourne Reynolds Engineering Limited

ASSY NUMBER: KIT-03144		ASSY DESCRIPTION: DOOR CHUTE KIT (CONVEYOR NO DOOR SEALS)					
ITEM	PART NO	DESCRIPTION	QTY	ITEM	PART NO	DESCRIPTION	QTY
1	611159 01	BOTTOM SEAL PLATE	1				
2	611605 01	CLAMP STRIP	1				
3	611606 01	DOOR CHUTE	1				
4	BLTF08173	COACHBOLT	10				
5	WSH-0012	WASHER	10				
6	NUT-0263	NUT	10				

Shelbourne Reynolds Engineering Limited

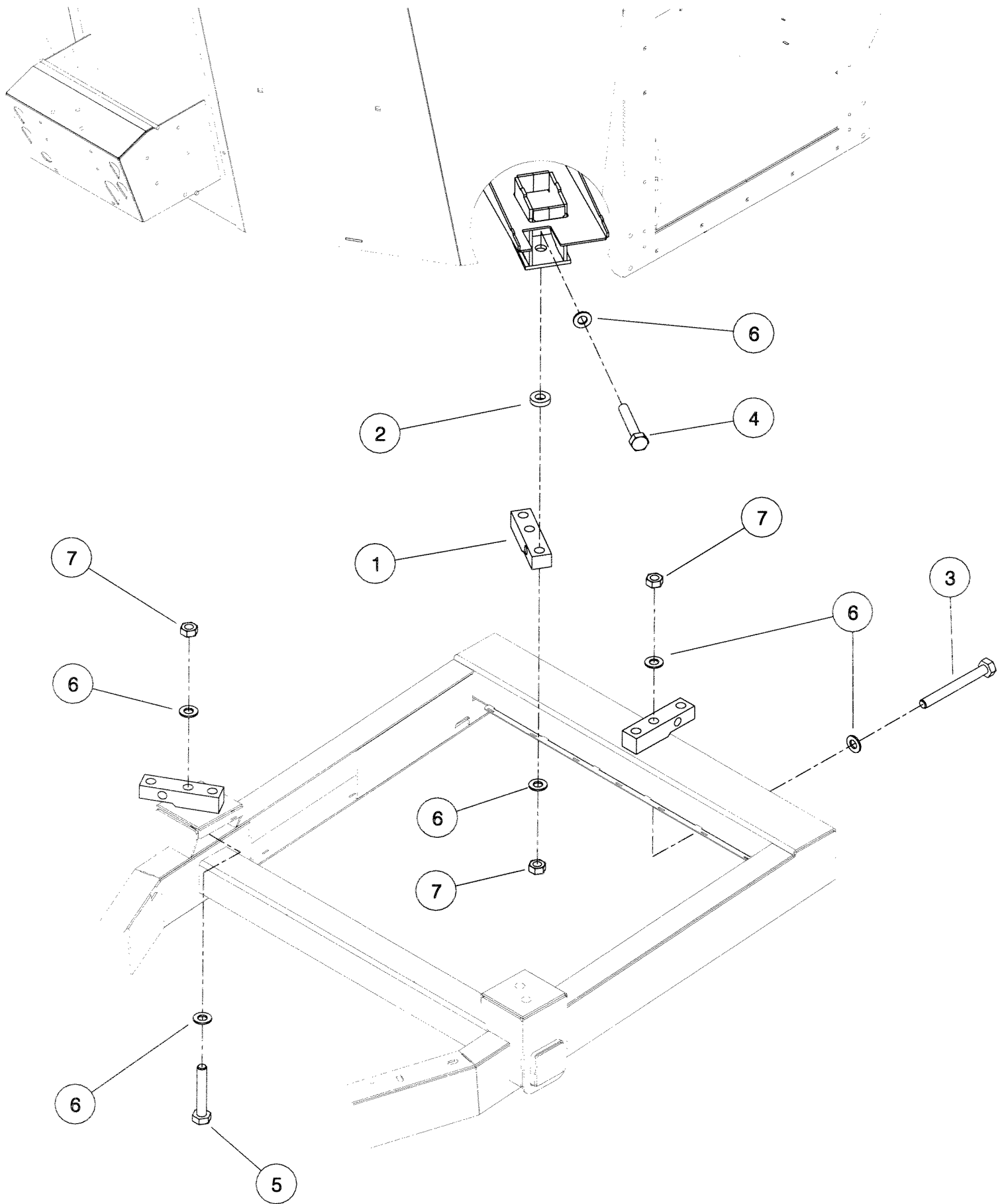
KIT-03145		ASSY DESCRIPTION: DOOR CHUTE KIT(CONV.. WITH DOOR SEALS)					
ASSY NUMBER:	KIT-03145	ASSY DESCRIPTION: DOOR CHUTE KIT(CONV.. WITH DOOR SEALS)					
ITEM	PART NO	DESCRIPTION	QTY	ITEM	PART NO	DESCRIPTION	QTY
1	611361 01	BOTTOM SEAL PLATE	1				
2	611605 01	CLAMP STRIP	1				
3	611606 01	DOOR CHUTE	1				
4	BLTF08173	COACHBOLT	10				
5	WSH-0012	WASHER	10				
6	NUT-0263	NUT	10				



KIT - 03144 & KIT - 03145

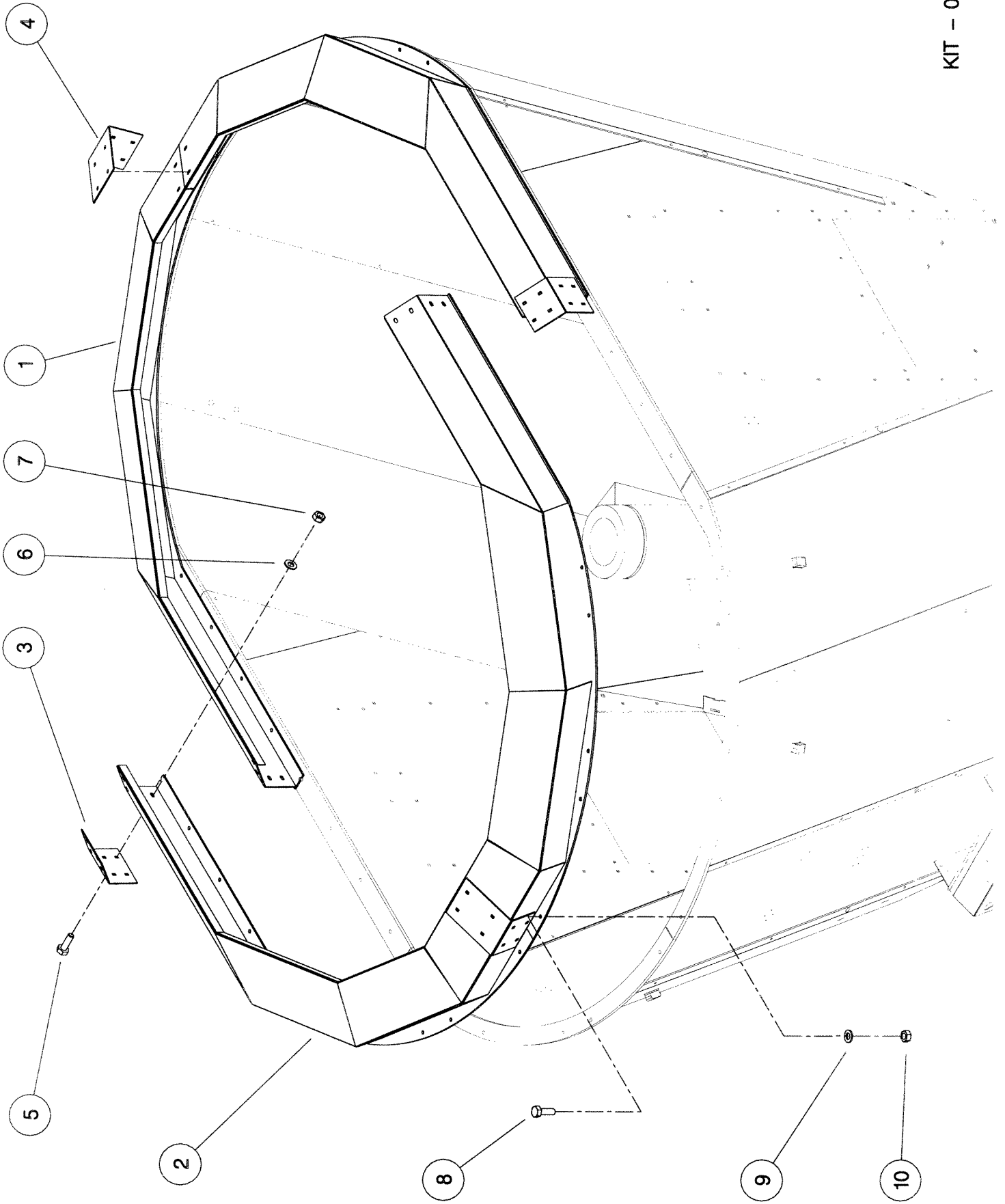
Shelbourne Reynolds Engineering Limited

KIT-03146		ASSY DESCRIPTION: DUMMY LOADCELL KIT (BEAM TYPE)					
ASSY NUMBER:	KIT-03146	DESCRIPTION	QTY	ITEM	PART NO	DESCRIPTION	QTY
1	611907 01	DUMMY LOADCELL	3				
2	611908 01	SPACER	3				
3	BLTA24860	BOLT	2				
OR	BLTA24830	BOLT	2				
		(UP TO SERIAL No.'s 107131, 120131, 124141, 144151 & 174161 ONLY					
4	HSSA24620	BOLT	3				
5	BLTA24560	BOLT	4				
6	WSH-0036	WASHER	18				
7	NUT-0275	NUT	9				



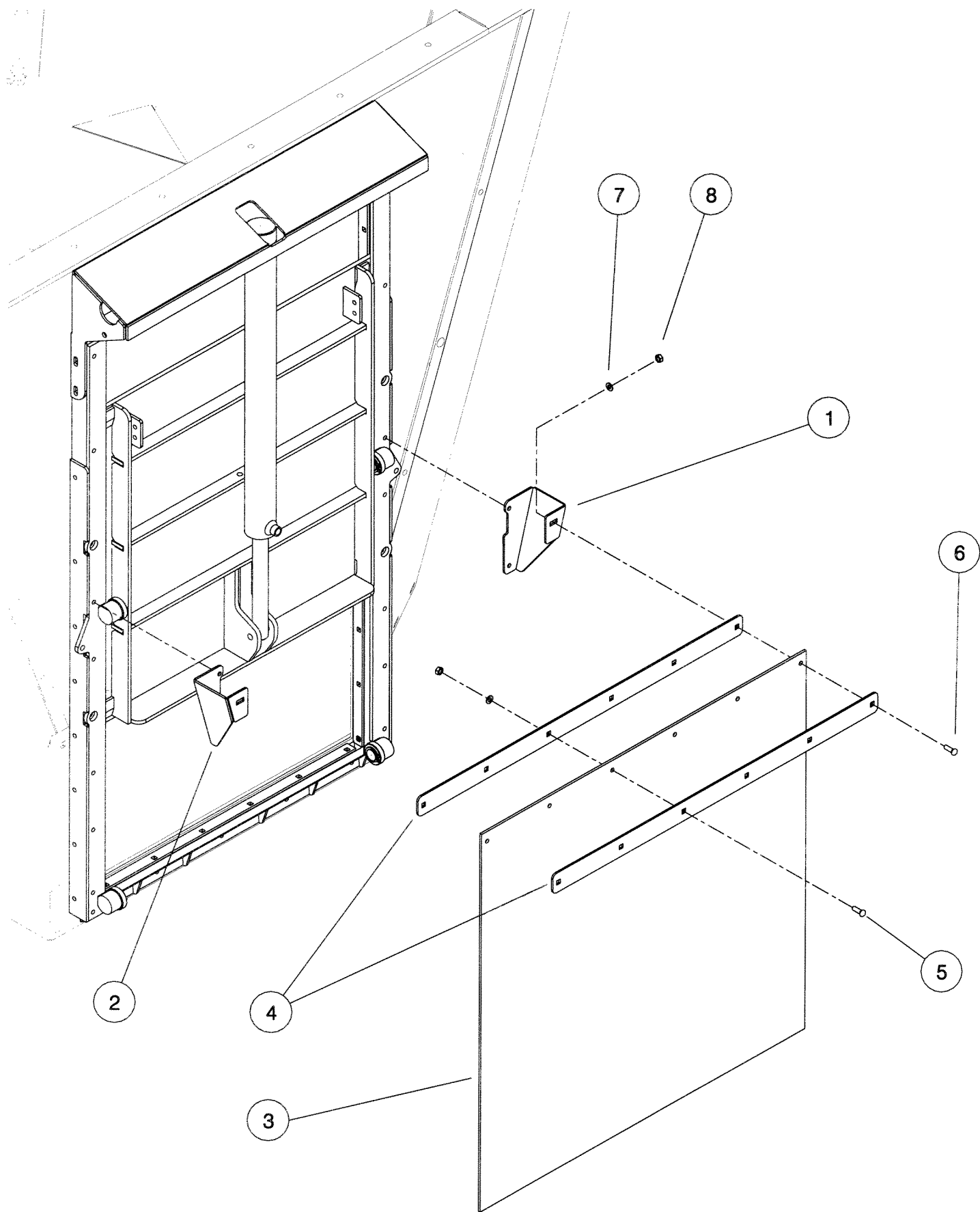
Shelbourne Reynolds Engineering Limited

KIT-03147		ASSY DESCRIPTION: 10-12m Cu EXTENSION SIDES KIT					
ASSY NUMBER:	KIT-03147	ASSY DESCRIPTION: 10-12m Cu EXTENSION SIDES KIT					
ITEM	PART NO	DESCRIPTION	QTY	ITEM	PART NO	DESCRIPTION	QTY
1	611961 01	RH EXTENSION SIDE	2				
2	611961 02	LH EXTENSION SIDE	2				
3	611190 01	JOINER PLATE	2				
4	611188 01	JOINER PLATE	2				
5	BLTF08173	COACHBOLT	32				
6	WSH-0012	WASHER	32				
7	NUT-0263	NUT	32				
8	HSS-0198	SETSCREW	38				
9	WSH-0015	WASHER	38				
10	NUT-0265	NUT	38				



Shelbourne Reynolds Engineering Limited

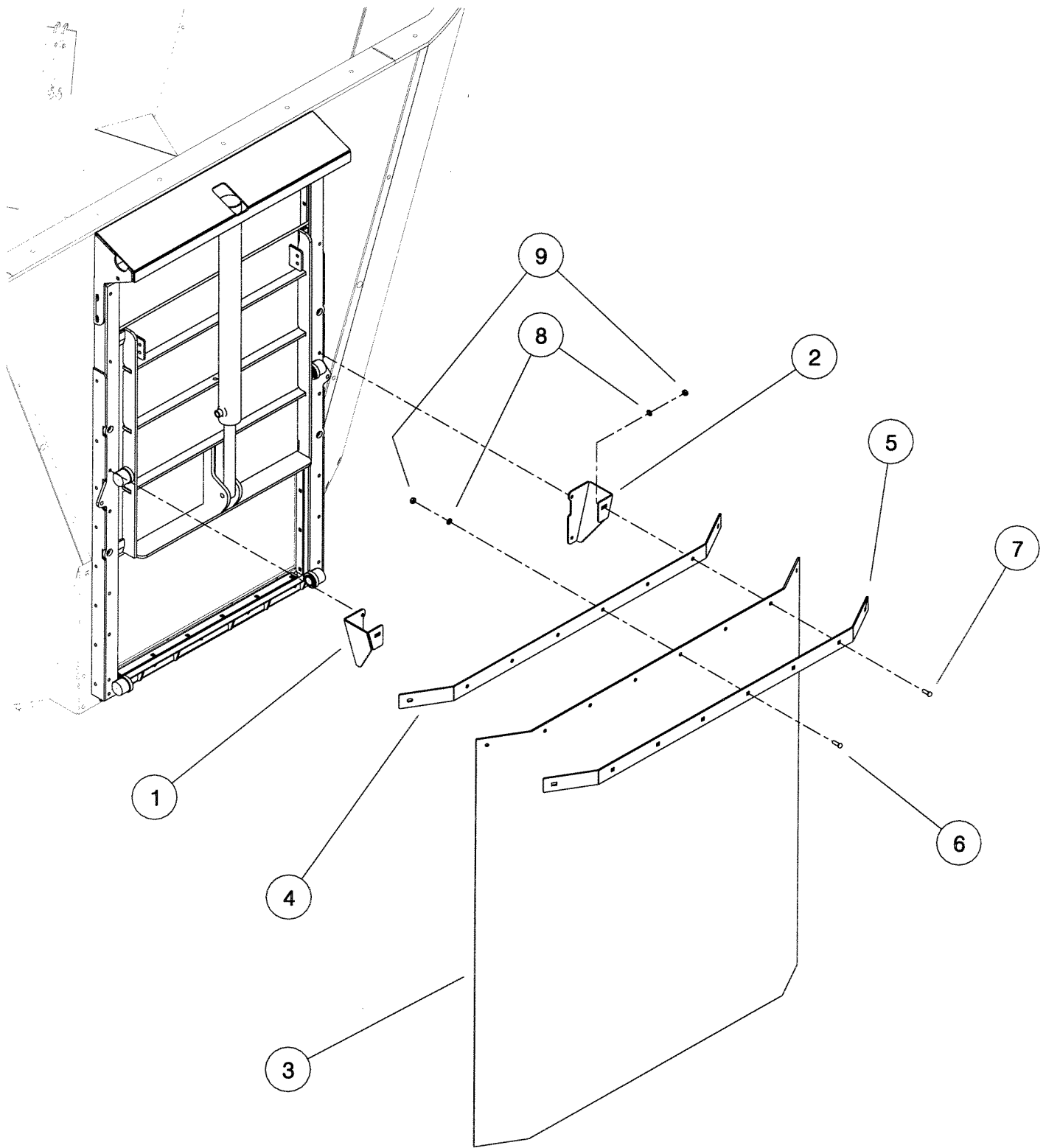
KIT-03148		ASSY DESCRIPTION: STANDARD DOOR FLAP KIT (8&10mCu)					
ASSY NUMBER:	KIT-03148	DESCRIPTION	QTY	ITEM	PART NO	DESCRIPTION	QTY
1	611962 01	FLAP BRACKET LH	1				
2	611962 02	FLAP BRACKET RH	1				
3	610955 01	DOOR FLAP	1				
4	611963 01	CLAMP STRIP	2				
5	BLTF08173	COACHBOLT	4				
6	BLT-2700	COACHBOLT	2				
7	WSH-0012	WASHER	6				
8	NUT-0263	NUT	6				



KIT - 03148

Shelbourne Reynolds Engineering Limited

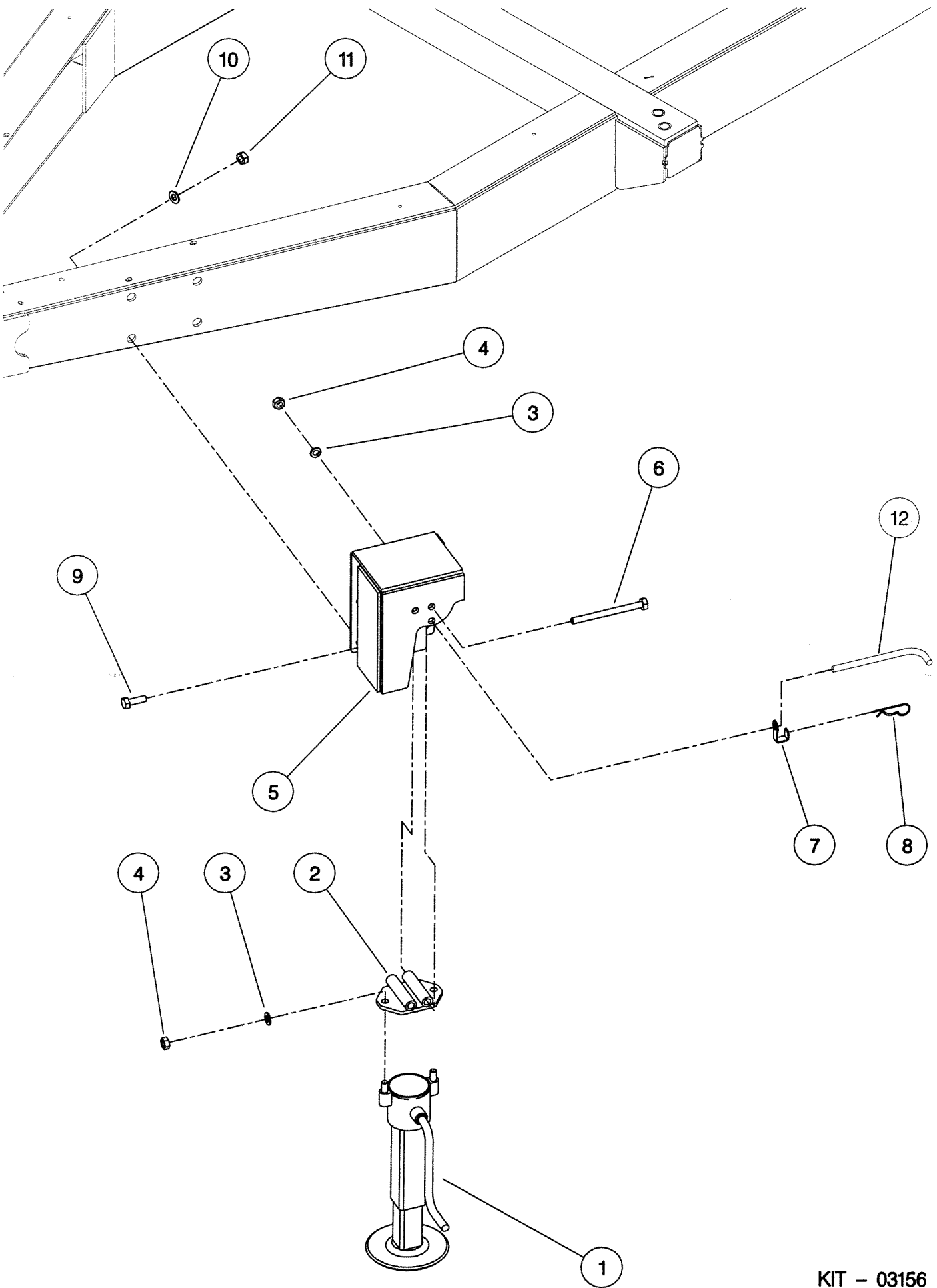
KIT-03149		ASSY DESCRIPTION: ORKNEY DOOR FLAP KIT (8&10mCu)					
ASSY NUMBER:	KIT-03149	ASSY DESCRIPTION: ORKNEY DOOR FLAP KIT (8&10mCu)					
ITEM	PART NO	DESCRIPTION	QTY	ITEM	PART NO	DESCRIPTION	QTY
1	611962 01	FLAP BRACKET LH	1				
2	611962 02	FLAP BRACKET RH	1				
3	612080 01	RUBBER DOOR FLAP	1				
4	612081 01	INSIDE CLAMP STRIP	1				
5	612082 01	OUTSIDE CLAMP STRIP	1				
6	BLTF08173	COACHBOLT	6				
7	BLT-2700	COACHBOLT	2				
8	WSH-0012	WASHER	8				
9	NUT-0263	NUT	8				



KIT - 03149 & KIT - 03151

Shelbourne Reynolds Engineering Limited

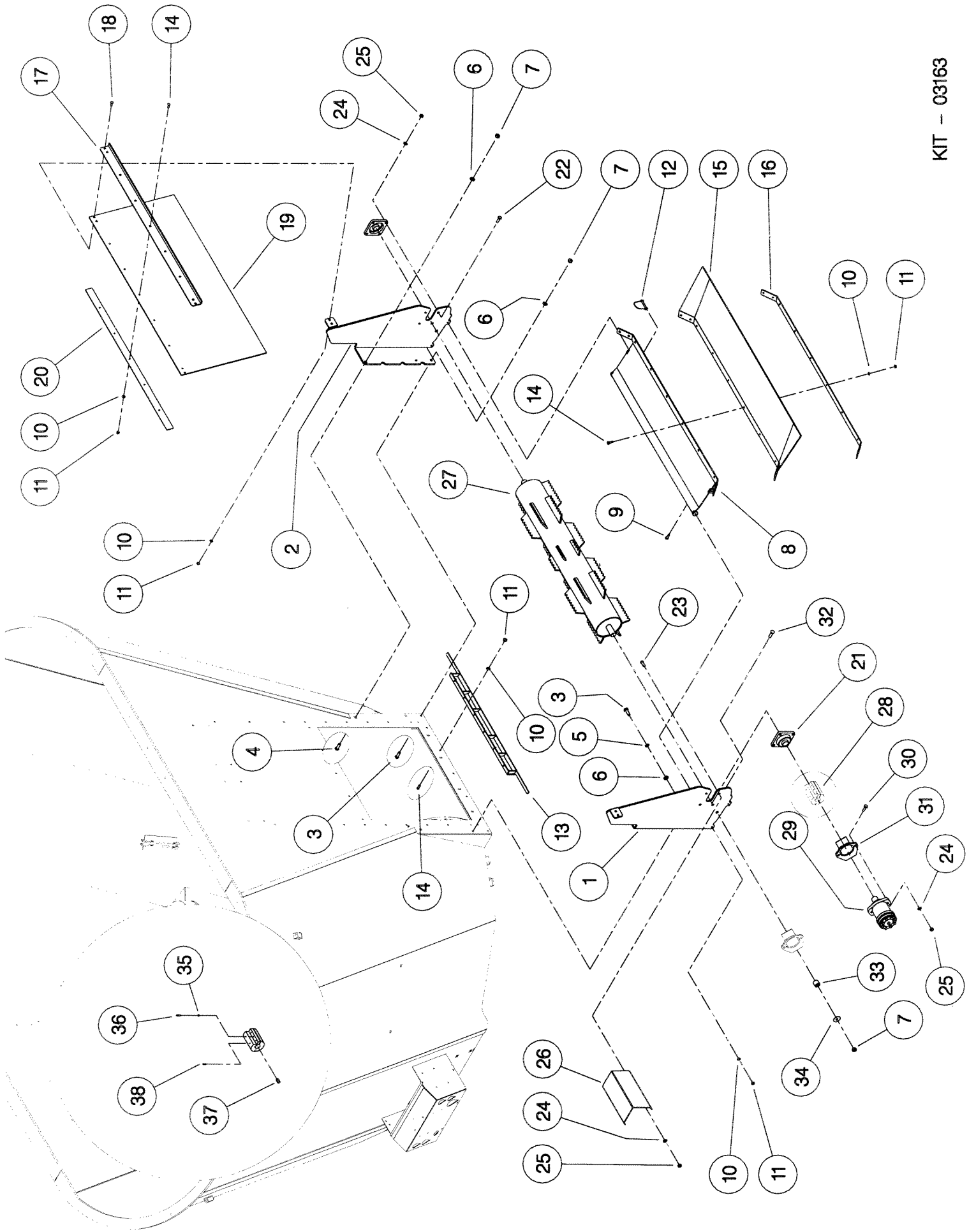
ASSY NUMBER: KIT-03156		SUB ASSY DESCRIPTION: PARKING JACK KIT					
ITEM	PART NO	DESCRIPTION	QTY	ITEM	PART NO	DESCRIPTION	QTY
1	JAC-00025	PARKING JACK	1				
2	611989 01	JACK TOP PLATE W/A	1				
3	WSH-0070	WASHER	3				
4	NUT-0180	NUT	3				
5	611996 01	JACK BRKT W/A	1				
6	BLTA16750	BOLT	1				
7	611992 01	HANDLE SUPPORT	1				
8	RCL-0015	R-CLIP	1				
9	HSS-0316	BOLT	4				
10	WSH-0024	WASHER	4				
11	NUT-0271	NUT	4				
12	612406 01	JACK PIN	1				



KIT - 03156

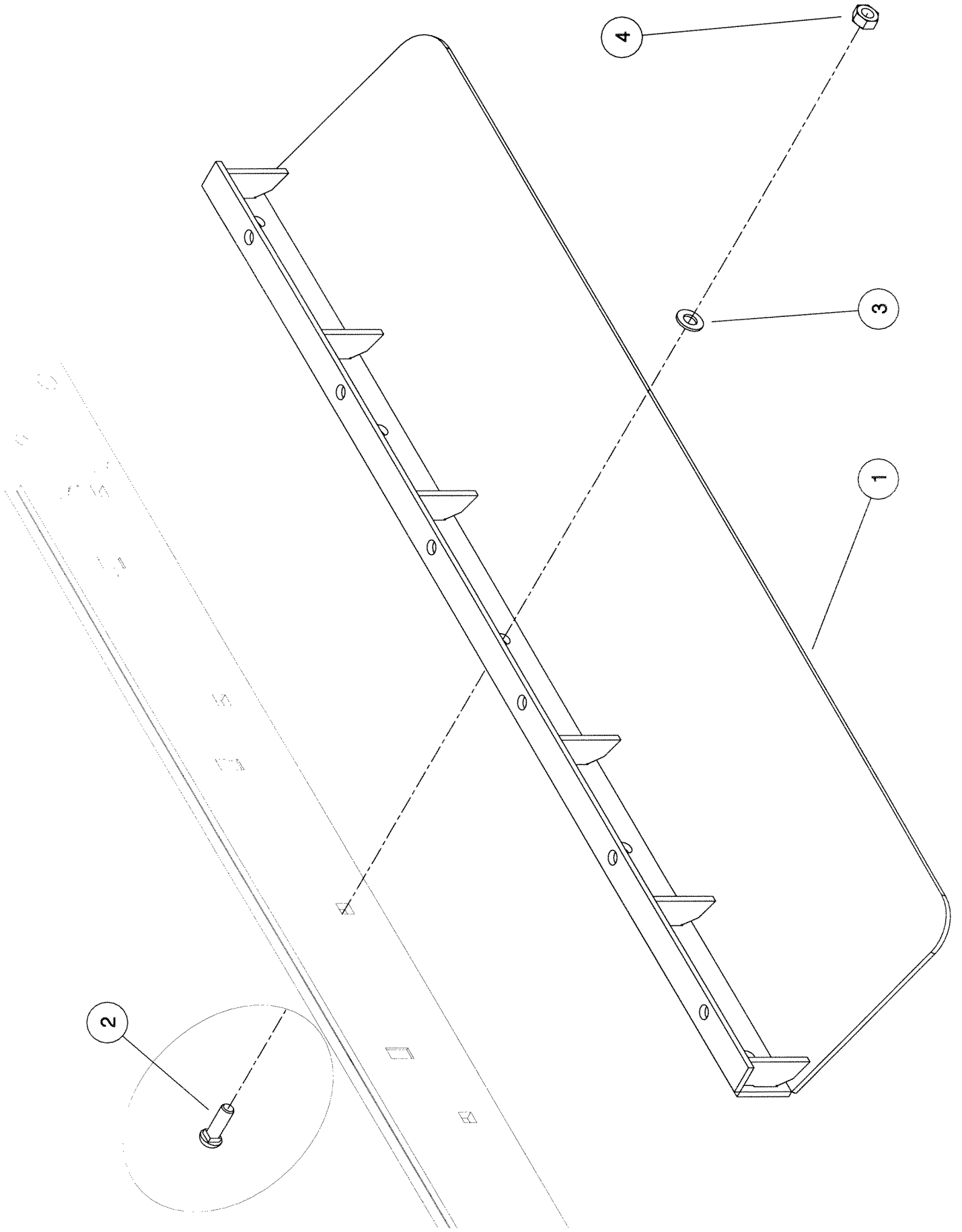
Shelbourne Reynolds Engineering Limited

KIT-03163		ASSY DESCRIPTION: FEED OUT ROLLER KIT (WIDE)					
ASSY NUMBER:							
ITEM	PART NO	DESCRIPTION	QTY	ITEM	PART NO	DESCRIPTION	QTY
1	612060 01	ROLLER SIDE PLATE LH	1	37	K0807030	KEY	1
2	612060 02	ROLLER SIDE PLATE RH	1	38	SCW-4543	GRUBSCREW	2
3	HSS-0238	SETSCREW	4				
4	BLT-3790	COACHBOLT	2				
5	WSH-0065	WASHER	4				
6	WSH-0018	WASHER	6				
7	NUT-0269	NUT	5				
8	612073 01	PAN W/A	1				
9	HSS-0145	SETSCREW	2				
10	WSH-0012	WASHER	26				
11	NUT-0263	NUT	26				
12	PIN-00790	LYNCH PIN	2				
13	612068 01	BOTTOM SEAL PLATE W/A	1				
14	BLTF08173	COACHBOLT	1				
15	612064 01	RUBBER CHUTE	20				
16	612059 01	CLAMP STRIP	1				
17	612072 01	FIXING PLATE	1				
18	BLT-2700	COACHBOLT	4				
19	612067 01	RUBBER GUARD FLAP	1				
20	612069 01	CLAMP STRIP	1				
21	BRG-23040	BEARING	2				
22	BLT-3755	COACHBOLT	6				
23	BLT-3756	COACHBOLT	2				
24	WSH-0015	WASHER	10				
25	NUT-0265	NUT	10				
26	612071 01	MOTOR GUARD	1				
27	612077 01	FEED OUT ROLLER	1				
28	122086 01	DRIVE SLEEVE	1				
29	MOTH08000	HYDRAULIC MOTOR	1				
30	HSS-0202	SETSCREW	2				
31	612065 01	TORQUE ARM	1				
32	BLT-3812	COACHBOLT	1				
33	BSH-1530	BUSH	1				
34	190119 26	WASHER	1				
35	WSH-0058	WASHER	3				
36	SCW-0139	CP HD SCREW	3				



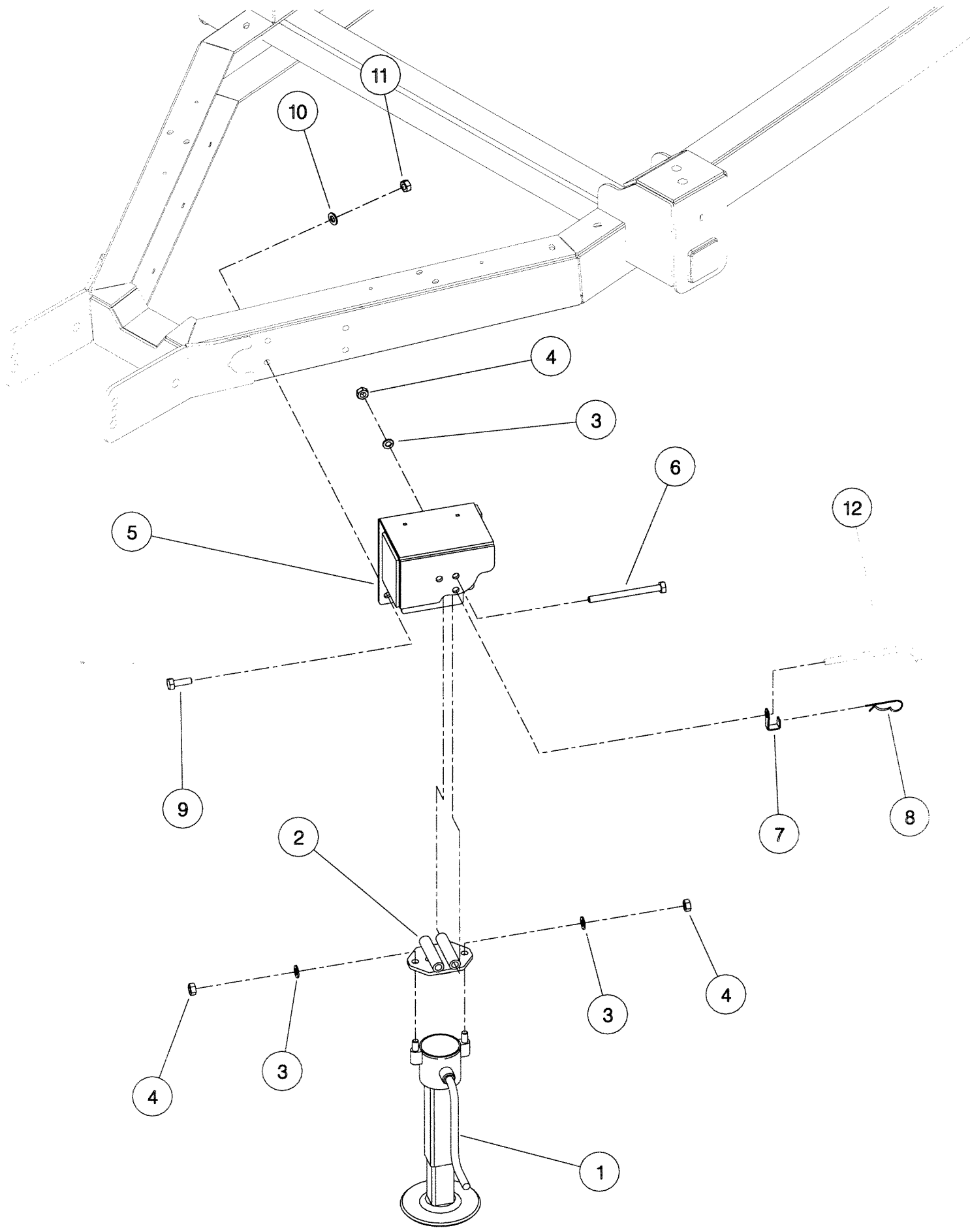
Shelbourne Reynolds Engineering Limited

KIT-03166		ASSY DESCRIPTION: DOOR CHUTE KIT					
ASSY NUMBER:							
ITEM	PART NO	DESCRIPTION	QTY	ITEM	PART NO	DESCRIPTION	QTY
1	612106 01	DOOR CHUTE w/A	1				
2	BLTF08173	COACHBOLT	5				
3	WSH-0012	WASHER	5				
4	NUT-0263	NUT	5				



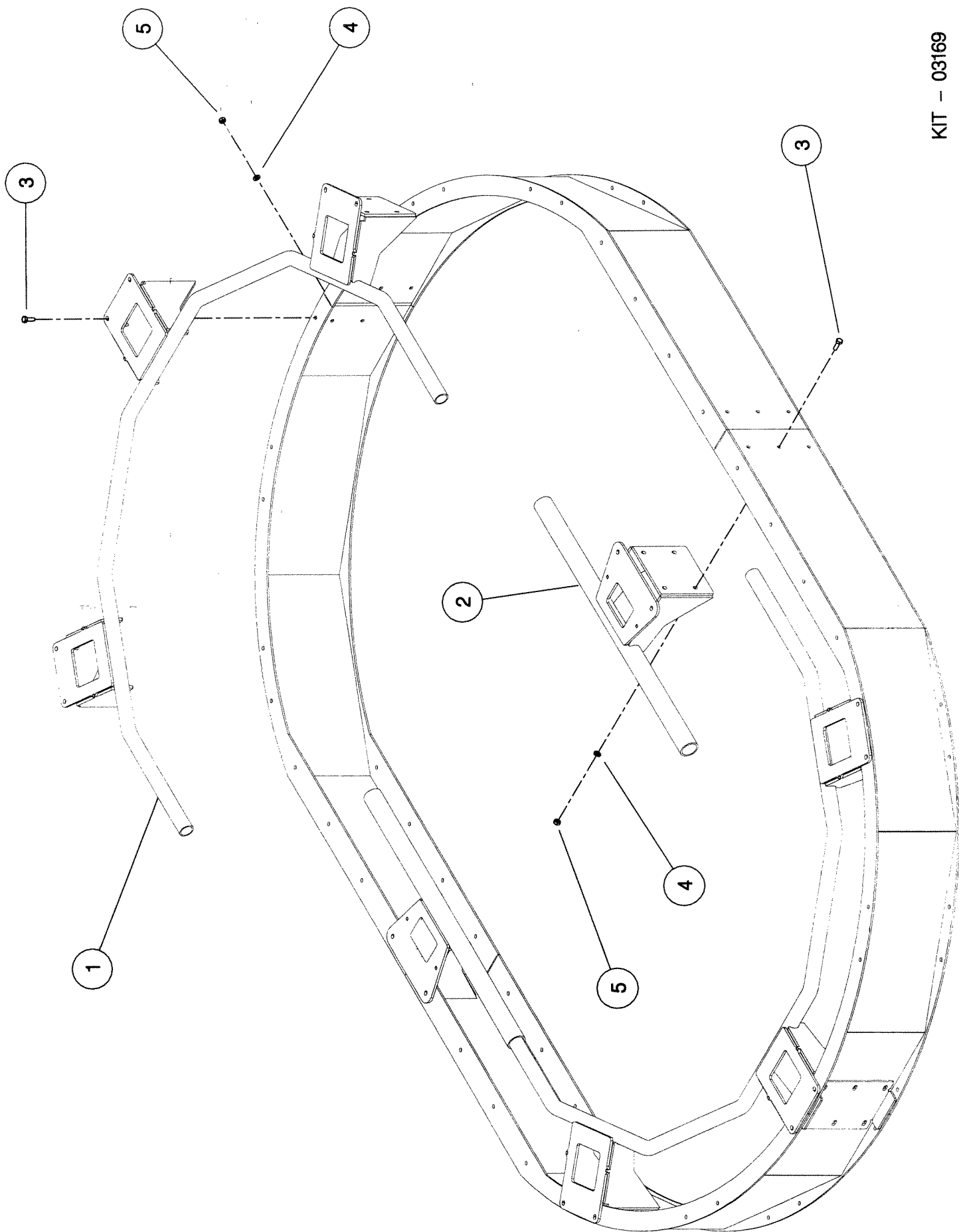
Shelbourne Reynolds Engineering Limited

ASSY NUMBER: KIT-03168		SUB ASSY DESCRIPTION: PARKING JACK KIT					
ITEM	PART NO	DESCRIPTION	QTY	ITEM	PART NO	DESCRIPTION	QTY
1	JAC-00025	PARKING JACK	1				
2	611989 01	JACK TOP PLATE W/A	1				
3	WSH-0070	WASHER	3				
4	NUT-0180	NUT	3				
5	612148 01	JACK BRKT W/A	1				
6	BLTA16750	BOLT	1				
7	611992 01	HANDLE SUPPORT	1				
8	RCL-0015	R-CLIP	1				
9	HSS-0316	BOLT	4				
10	WSH-0024	WASHER	4				
11	NUT-0271	NUT	4				
12	612406 01	PIN	1				



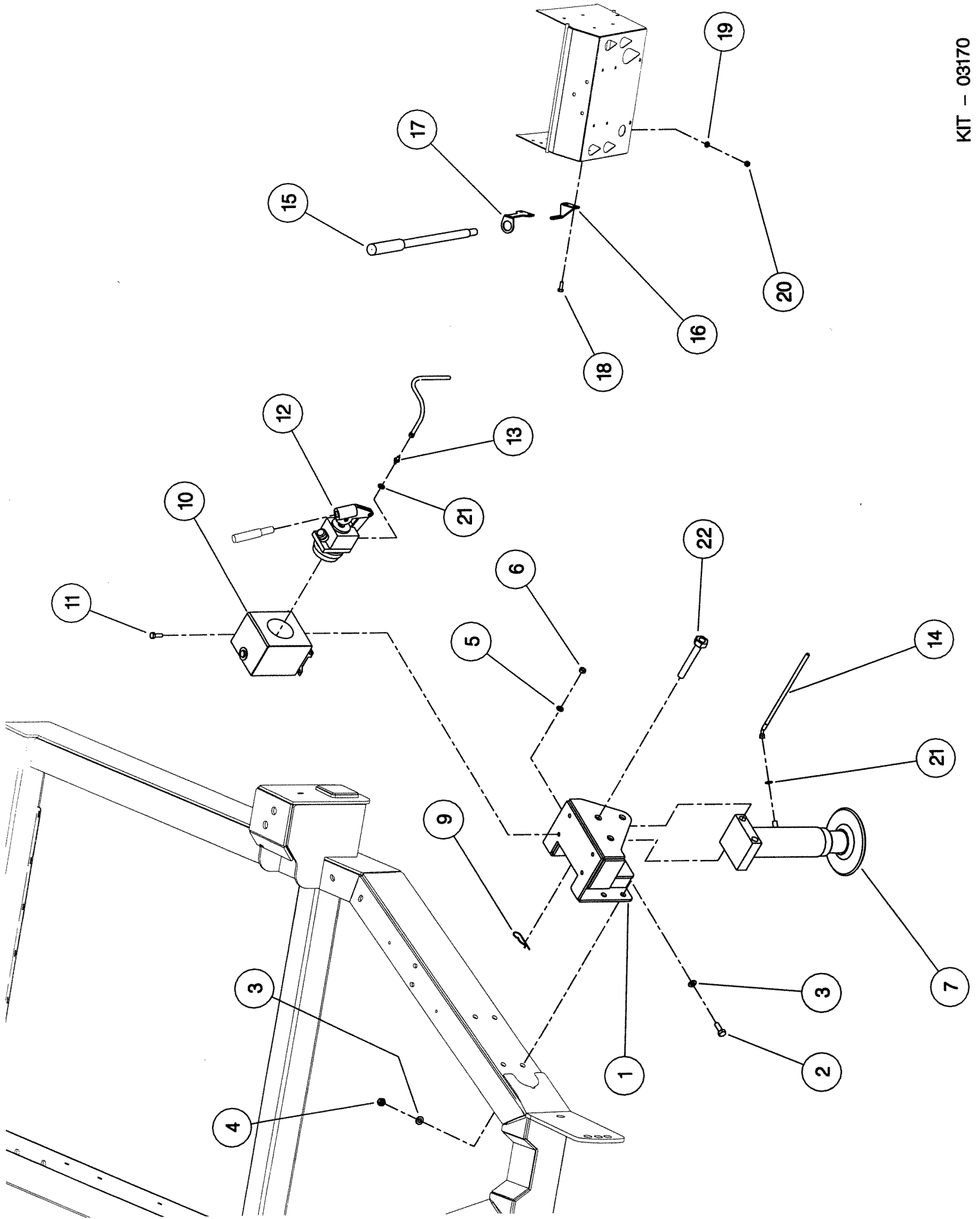
Shelbourne Reynolds Engineering Limited

KIT-03169		ASSY DESCRIPTION: TUBULAR STRAW KIT					
ASSY NUMBER:	KIT-03169	ASSY DESCRIPTION:	TUBULAR STRAW KIT				
ITEM	PART NO	DESCRIPTION	QTY	ITEM	PART NO	DESCRIPTION	QTY
1	612189 01	GUARD RAIL WELD ASSY	2				
2	612193 01	GUARD RAIL INTERMEDIATE W/A	2				
3	HSS-0198	SETSCREW	48				
4	WSH-0015	PLAIN WASHER	48				
5	NUT-0265	NYLOC NUT	48				



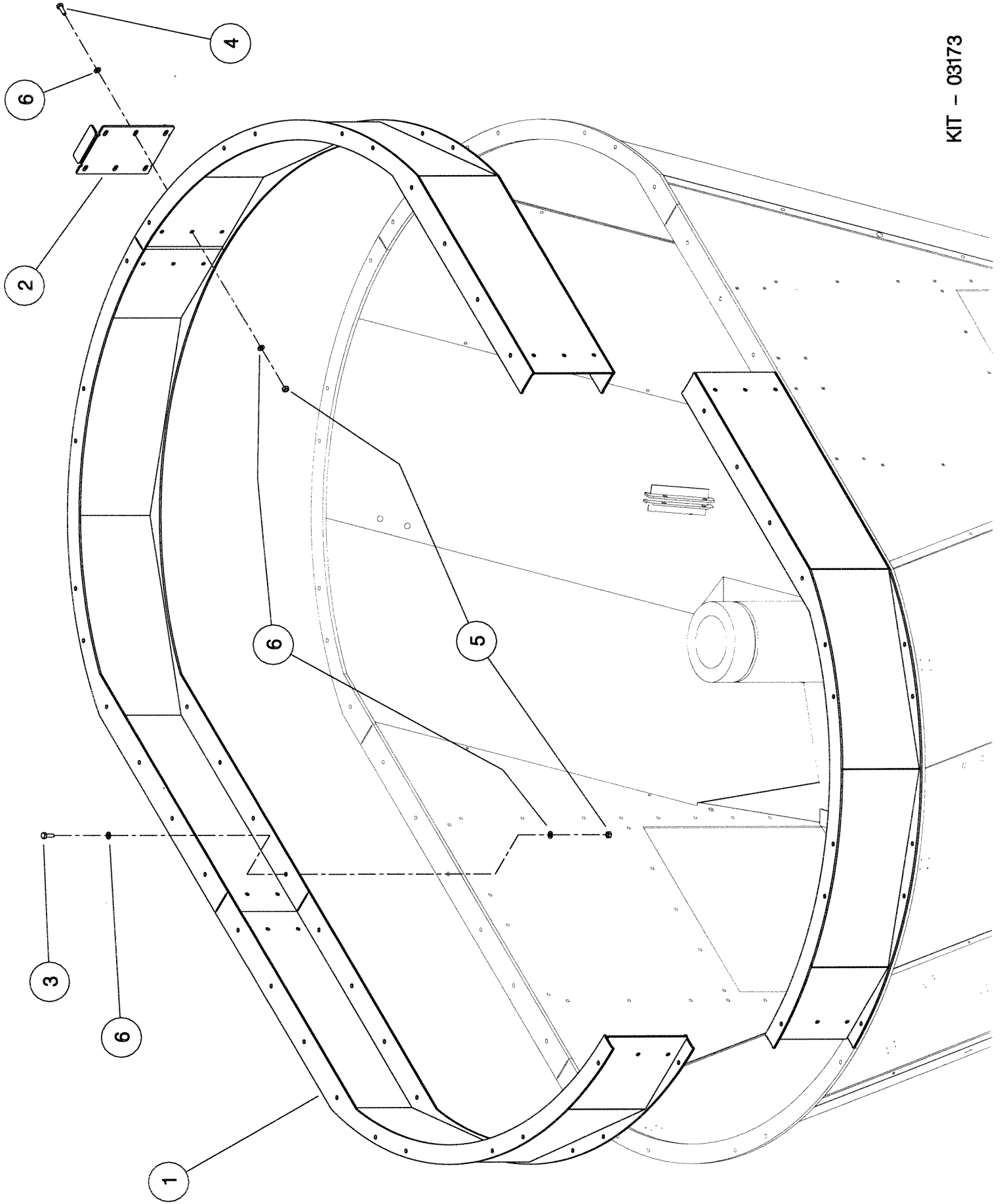
Shelbourne Reynolds Engineering Limited

KIT-03170		SUB ASSY DESCRIPTION: HYDRAULIC PARKING JACK KIT					
ASSY NUMBER:	PART NO	DESCRIPTION	QTY	ITEM	PART NO	DESCRIPTION	QTY
1	612178 01	JACK MNTG BKT	1				
2	HSS-0316	BOLT	4				
3	WSH-0024	WASHER	8				
4	NUT-0271	NYLOC NUT	4				
5	WSH-0015	WASHER	4				
6	NUT-0265	NYLOC NUT	4				
7	JAC-00210	HYD JACK	1				
8							
9	RCL-0015	R CLIP	2				
10	JAC-00220	HYD TANK	1				
11	HSS-0194	SETSCREW	4				
12	JAC-00225	HAND PUMP	1				
13	HMA-0057	HYD ADPT	2				
14	HHCC03500	HYD HOSE ASSY	1				
15	JAC-00230	LEVER	1				
16	611654 01	LOWER HANDLE BKT	1				
17	611655 01	TOP BKT HOOP	1				
18	HSS-0145	SET SCREW	4				
19	WSH-0012	WASHER	4				
20	NUT-0263	NYLOC NUT	4				
21	WSH-1010	DOWTY WASHER	2				
22	BLTA20760	BOLT	1				



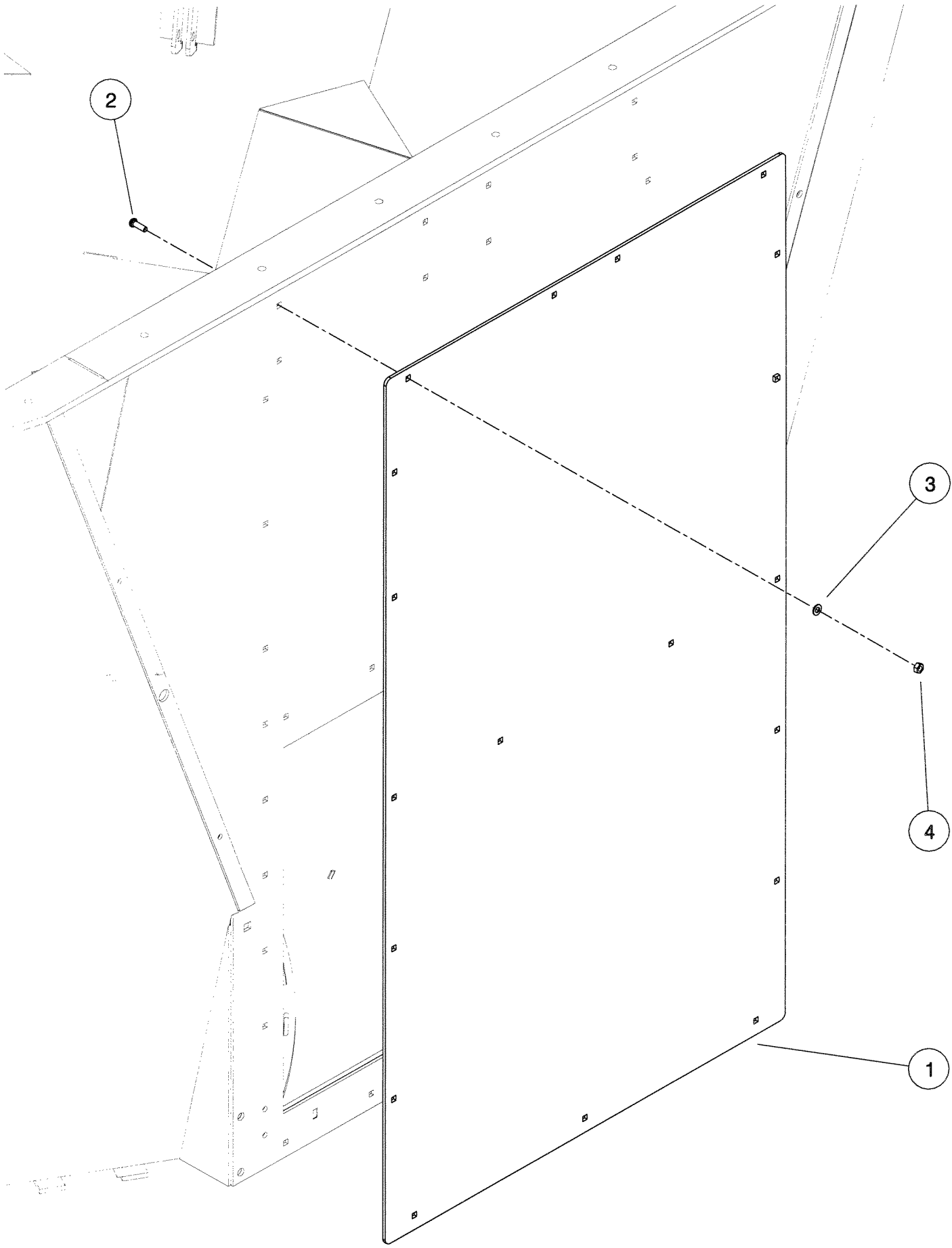
Shelbourne Reynolds Engineering Limited

KIT-03173		ASSY DESCRIPTION: 10-12m ³ EXTENSION SIDE KIT (300mm)					
ASSY NUMBER:	KIT-03173	ASSY DESCRIPTION: 10-12m ³ EXTENSION SIDE KIT (300mm)					
ITEM	PART NO	DESCRIPTION	QTY	ITEM	PART NO	DESCRIPTION	QTY
1	612196 01	10-12m ³ EXTENSION SIDE W/A	4	-			
2	611869 01	WIDE CLAMP PLATE	4				
3	HSS-0198	SETSCREW	38				
4	HSS-0191	SETSCREW	24				
5	NUT-0265	NYLOC NUT	62				
6	WSH-0015	PLAIN WASHER	124				



Shelbourne Reynolds Engineering Limited

KIT-03178		ASSY DESCRIPTION: DOOR BLANKING PLATE KIT					
ASSY NUMBER:							
ITEM	PART NO	DESCRIPTION	QTY	ITEM	PART NO	DESCRIPTION	QTY
1	612254 01	DOOR BLANK PLATE	1				
2	BLTF08173	COACHBOLT	19				
3	WSH-0012	WASHER	19				
4	NUT-0263	NYLOC NUT	19				



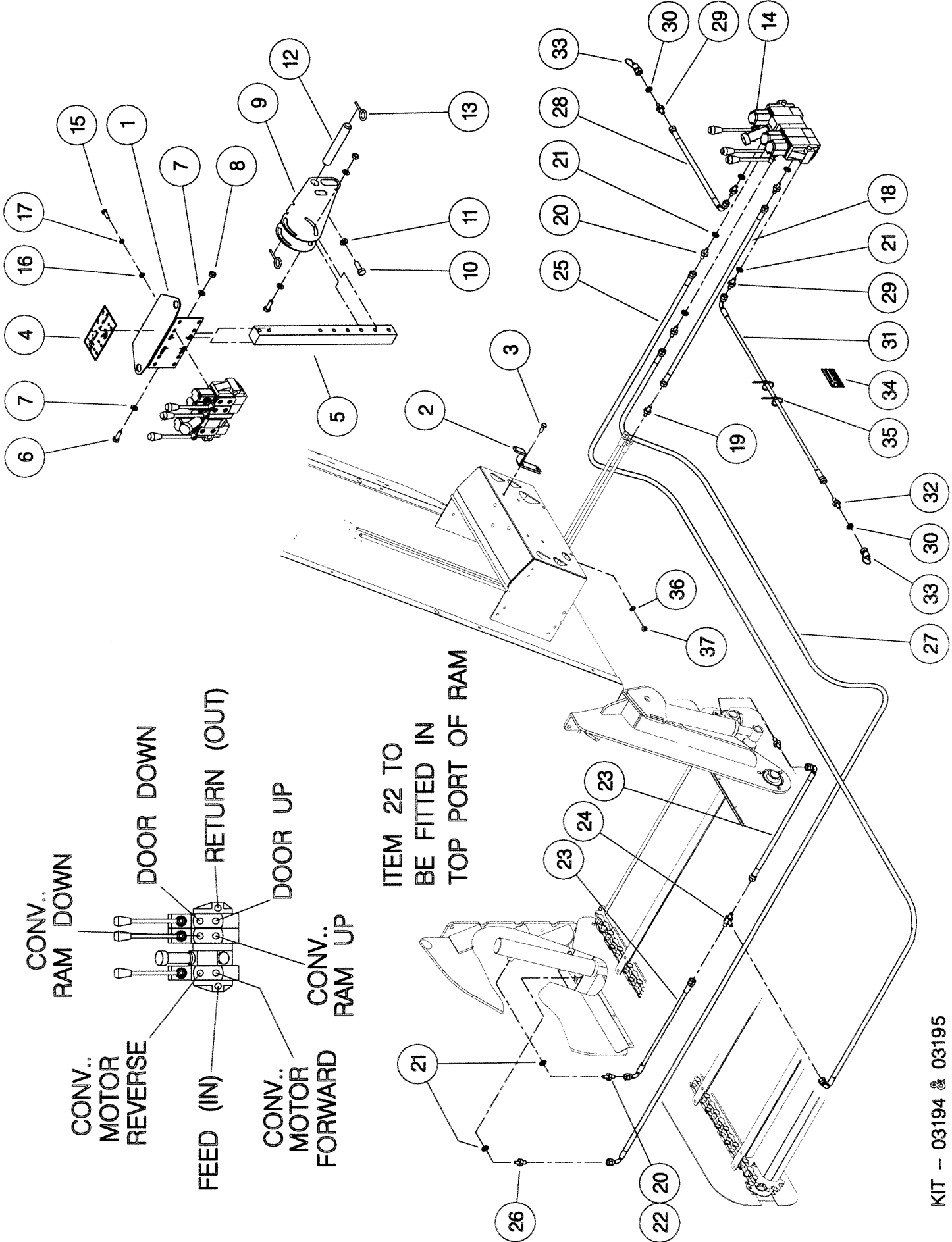
KIT - 03178

Shelbourne Reynolds Engineering Limited

KIT-03194		ASSY DESCRIPTION:2 & 3m LH DOOR CON HYD KIT (LEVER) (2000)					
ASSY NUMBER:	KIT-03194	ASSY DESCRIPTION:2 & 3m LH DOOR CON HYD KIT (LEVER) (2000)					
ITEM	PART NO	DESCRIPTION	QTY	ITEM	PART NO	DESCRIPTION	QTY
1	611670 01	VALVE MOUNTING BRACKET	1	36	WSH-0012	WASHER	2
2	611676 01	PARKING LUG	1	37	NUT-0263	NYLOC NUT	2
3	HSS-0145	SETSCREW	2				
4	612236 01	EMBLEM (SPOOL VALVE OP.)	1				
5	611677 01	ADJUSTER ARM	1				
6	BLTA10380	BOLT	4				
7	WSH-0015	PLAIN WASHER	8				
8	NUT-0265	NYLOC NUT	4				
9	611675 01	SUPPORT ARM	1				
10	HSS-0250	SET SCREW	1				
11	NUT-0170	PLAIN NUT	1				
12	611680 01	PIN	1				
13	PIN-01950	LYNCH PIN	2				
14	HVB-09000	HYDRAULIC VALVE BLOCK	1				
15	HSS-0135	SET SCREW	4				
16	WSH-0012	PLAIN WASHER	6				
17	WSH-0058	SPRING WASHER	4				
18	HHAC13005	HOSE ASSY	2				
19	HMA-0052	HYD ADAPT	2				
20	FIT-0025	HYD ADAPT	5				
21	WSH-1010	DOWTY WASHER	12				
22	HAPAA0305	RESTRICTOR	2				
23	HHBC16005	HOSE ASSY	4				
24	HMT-0010	TEE FITTING	2				
25	HHBC43005	HOSE ASSY	2				
26	HMA-0057	HYD ADPAT	4				
27	HHBE45005	HOSE ASSY	2				
28	HHAE10005	HOSE ASSY	1				
29	HMA-0065	HYD ADAPT	2				
30	WSH-1015	DOWTY WASHER	2				
31	HHAF09005	HOSE ASSY	1				
32	HMA-0067	HYD ADAPT	1				
33	COU-0162	HYD COUPLING	2				
34	612230 01	EMBLEM	1				
35	TIE-0002	TIE WRAP	2				

Shelbourne Reynolds Engineering Limited

KIT-03195		ASSY DESCRIPTION: 2 & 3m RH DOOR CON HYD KIT (LEVER) (2000)					
ASSY NUMBER:	KIT-03195	ASSY DESCRIPTION: 2 & 3m RH DOOR CON HYD KIT (LEVER) (2000)					
ITEM	PART NO	DESCRIPTION	QTY	ITEM	PART NO	DESCRIPTION	QTY
1	611670 01	VALVE MOUNTING BRACKET	1	36	WSH-0012	WASHER	2
2	611676 01	PARKING LUG	1	37	NUT-0263	NYLOC NUT	2
3	HSS-0145	SETScrew	2				
4	612236 01	EMBLEM (SPOOL VALVE OP.)	1				
5	611677 01	ADJUSTER ARM	1				
6	BLTA10380	BOLT	4				
7	WSH-0015	PLAIN WASHER	8				
8	NUT-0265	NYLOC NUT	4				
9	611675 01	SUPPORT ARM	1				
10	HSS-0250	SET SCREW	1				
11	NUT-0170	PLAIN NUT	1				
12	611680 01	PIN	1				
13	PIN-01950	LYNCH PIN	2				
14	HVB-09000	HYDRAULIC VALVE BLOCK	1				
15	HSS-0135	SET SCREW	4				
16	WSH-0012	PLAIN WASHER	6				
17	WSH-0058	SPRING WASHER	4				
18	HHAC13005	HOSE ASSY	2				
19	HMA-0052	HYD ADAPT	2				
20	FIT-0025	HYD ADAPT	5				
21	WSH-1010	DOWTY WASHER	12				
22	HAPAA0305	RESTRICTOR	2				
23	HHBC16005	HOSE ASSY	4				
24	HMT-0010	TEE FITTING	2				
25	HHBC43005	HOSE ASSY	2				
26	HMA-0057	HYD ADPAT	4				
27	HHBE70005	HOSE ASSY	2				
28	HHAE10005	HOSE ASSY	1				
29	HMA-0065	HYD ADAPT	2				
30	WSH-1015	DOWTY WASHER	2				
31	HHAF09005	HOSE ASSY	1				
32	HMA-0067	HYD ADAPT	1				
33	COU-0162	HYD COUPLING	2				
34	612230 01	EMBLEM	1				
35	TIE-0002	TIE WRAP	2				

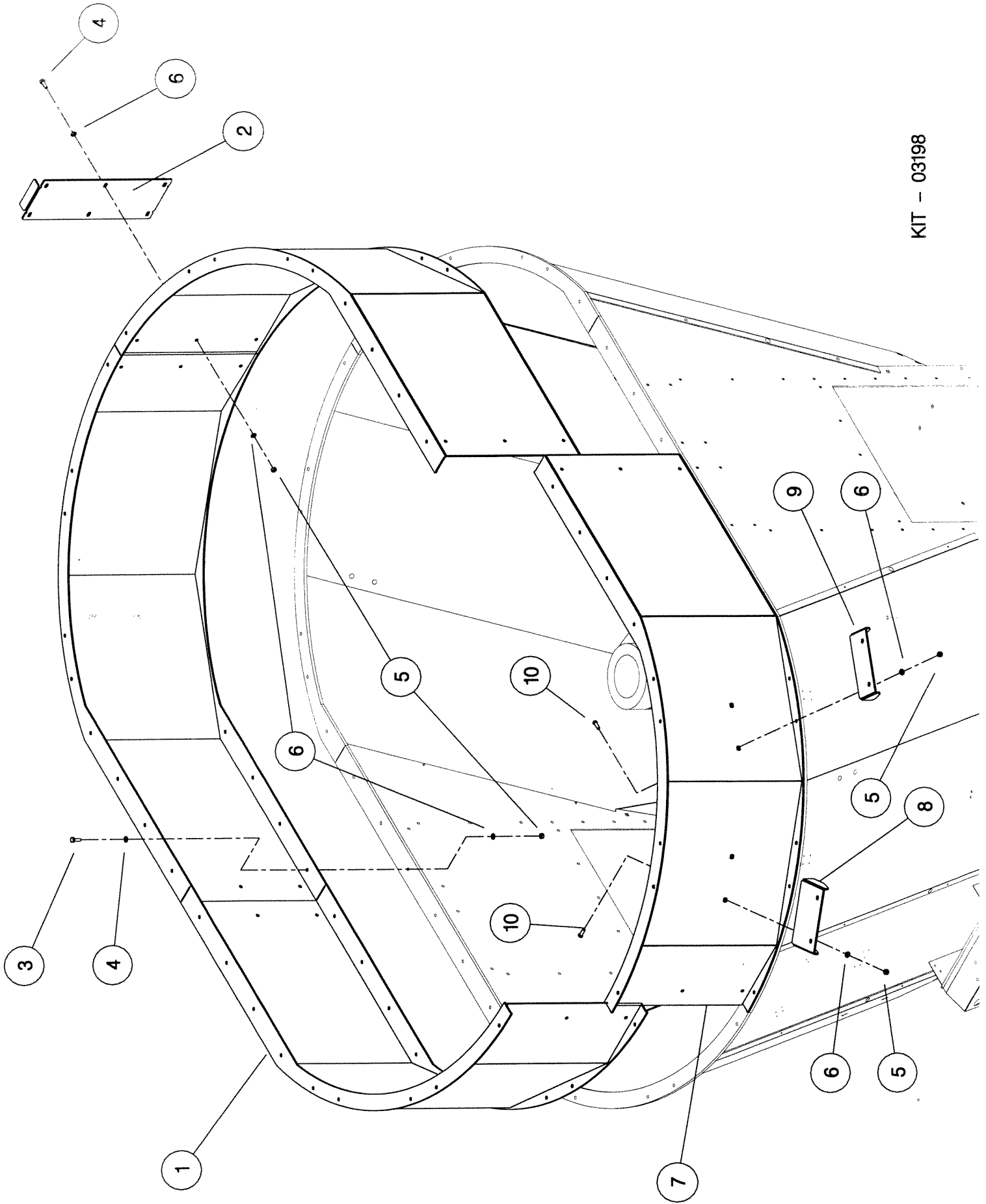


CONV.. MOTOR REVERSE
 FEED (IN)
 CONV.. MOTOR FORWARD
 CONV.. RAM DOWN
 DOOR DOWN
 RETURN (OUT)
 DOOR UP
 CONV.. RAM UP

ITEM 22 TO
 BE FITTED IN
 TOP PORT OF RAM

Shelbourne Reynolds Engineering Limited

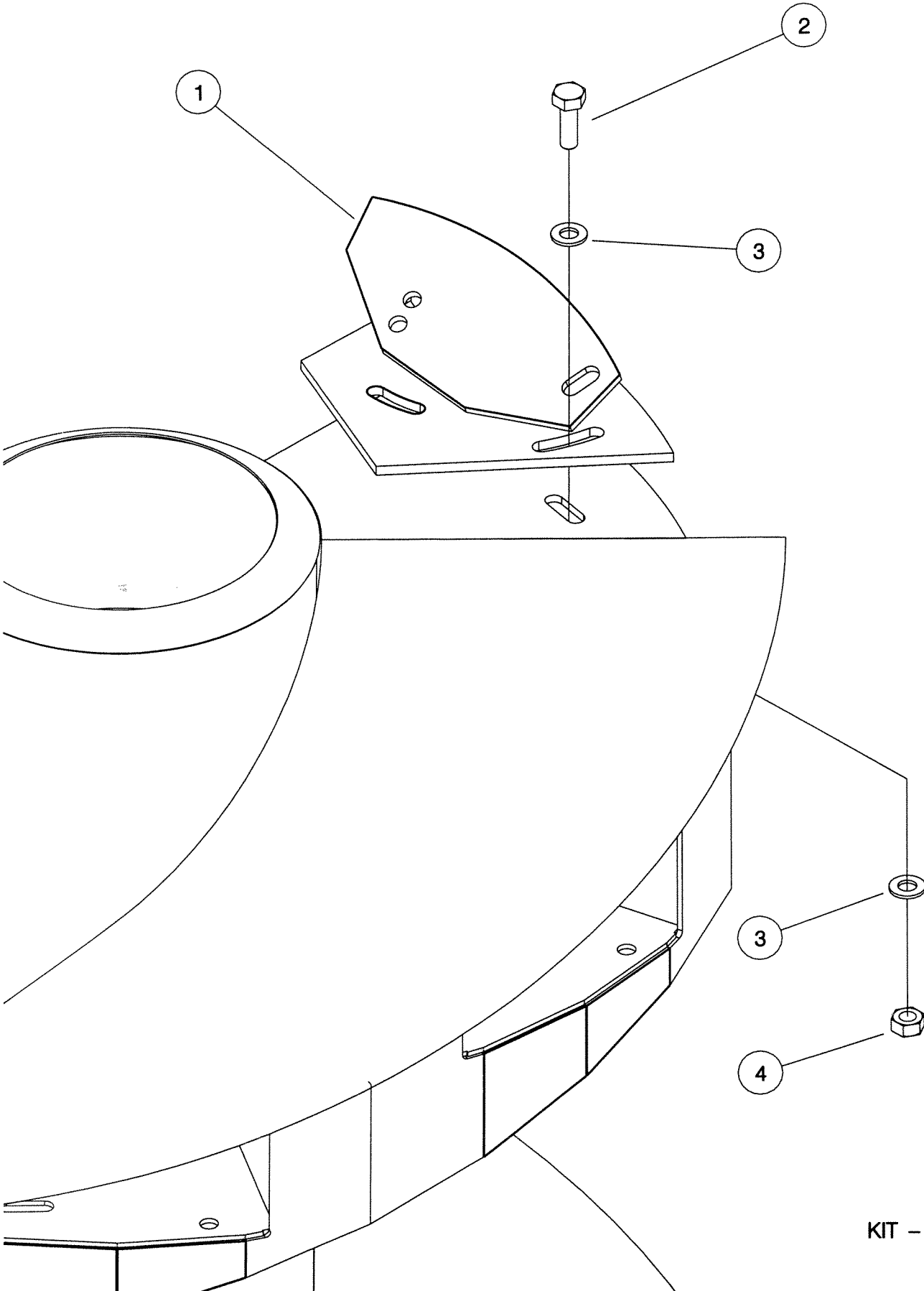
KIT-03198		ASSY DESCRIPTION: 8m ³ - 12m ³ (600mm) EXTENSION SIDE KIT					
ASSY NUMBER:	KIT-03198	DESCRIPTION	QTY	ITEM	PART NO	DESCRIPTION	QTY
1	612396 01	8m ³ EXT. SIDE W/A	3				
2	612395 01	CLAMP PLATE	4				
3	HSS-0198	SETSCREW (M10x35)	36				
4	HSS-0191	SETSCREW (M10x25)	24				
5	NUT-0265	NYLOC NUT (M10)	68				
6	WSH-0015	PLAIN WASHER (M10)	128				
7	612477 01	EXT SIDE PLATFORM PANEL	1				
8	612483 01	PLATFORM BRACKET	1				
9	612484 01	PLATFORM BRACKET	1				
10	BLT-3750	COACHBOLT (M10x30)	8				



KIT - 03198

Shelbourne Reynolds Engineering Limited

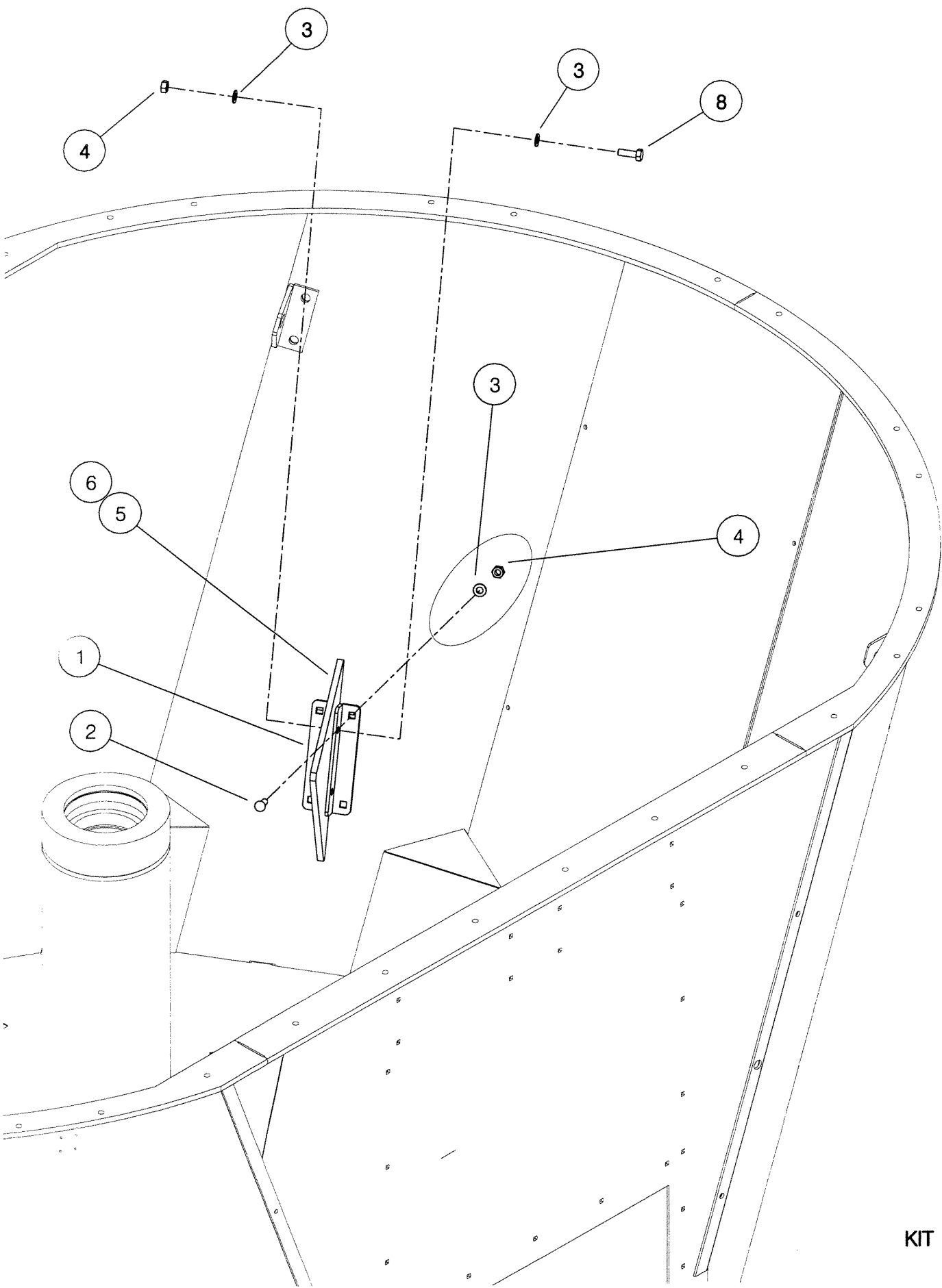
KIT-03201		ASSY DESCRIPTION: KNIFE KICKER SUB					
ASSY NUMBER:	KIT-03201	ASSY DESCRIPTION: KNIFE KICKER SUB					
ITEM	PART NO	DESCRIPTION	QTY	ITEM	PART NO	DESCRIPTION	QTY
1	612410 01	KNIFE KICKER ASSY	1				
2	HSS-0317	SETSCREW	3				
3	WSH-0025	WASHER	6				
4	NUT-0271	NUT	3				



KIT - 03201

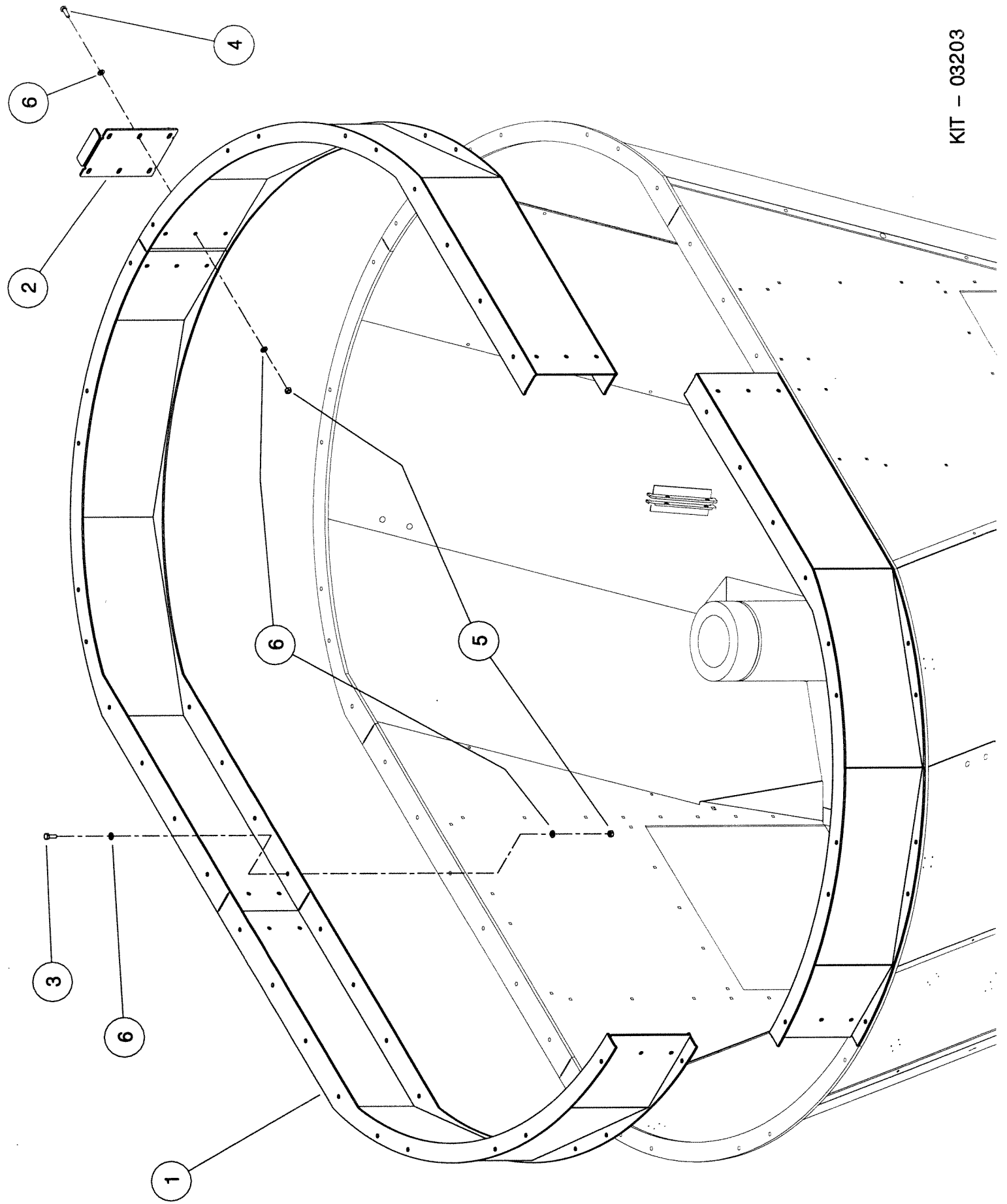
Shelbourne Reynolds Engineering Limited

KIT-03202		ASSY DESCRIPTION: BOLT IN ANTI-ROTATION KIT					
ASSY NUMBER:	KIT-03202	ASSY DESCRIPTION: BOLT IN ANTI-ROTATION KIT					
ITEM	PART NO	DESCRIPTION	QTY	ITEM	PART NO	DESCRIPTION	QTY
1	612489 01	ANTI-ROTATION BRKT	8				
2	BLT-3790	COACHBOLT	16				
3	WSH-0018	WASHER	24				
4	NUT-0269	NUT	24				
5	610934 01	LARGER ANTI-ROTATION PLATE	2				
6	612490 01	SMALL ANTI-ROTATION PLATE	2				
7	HSS-0260	SETScrew	8				



Shelbourne Reynolds Engineering Limited

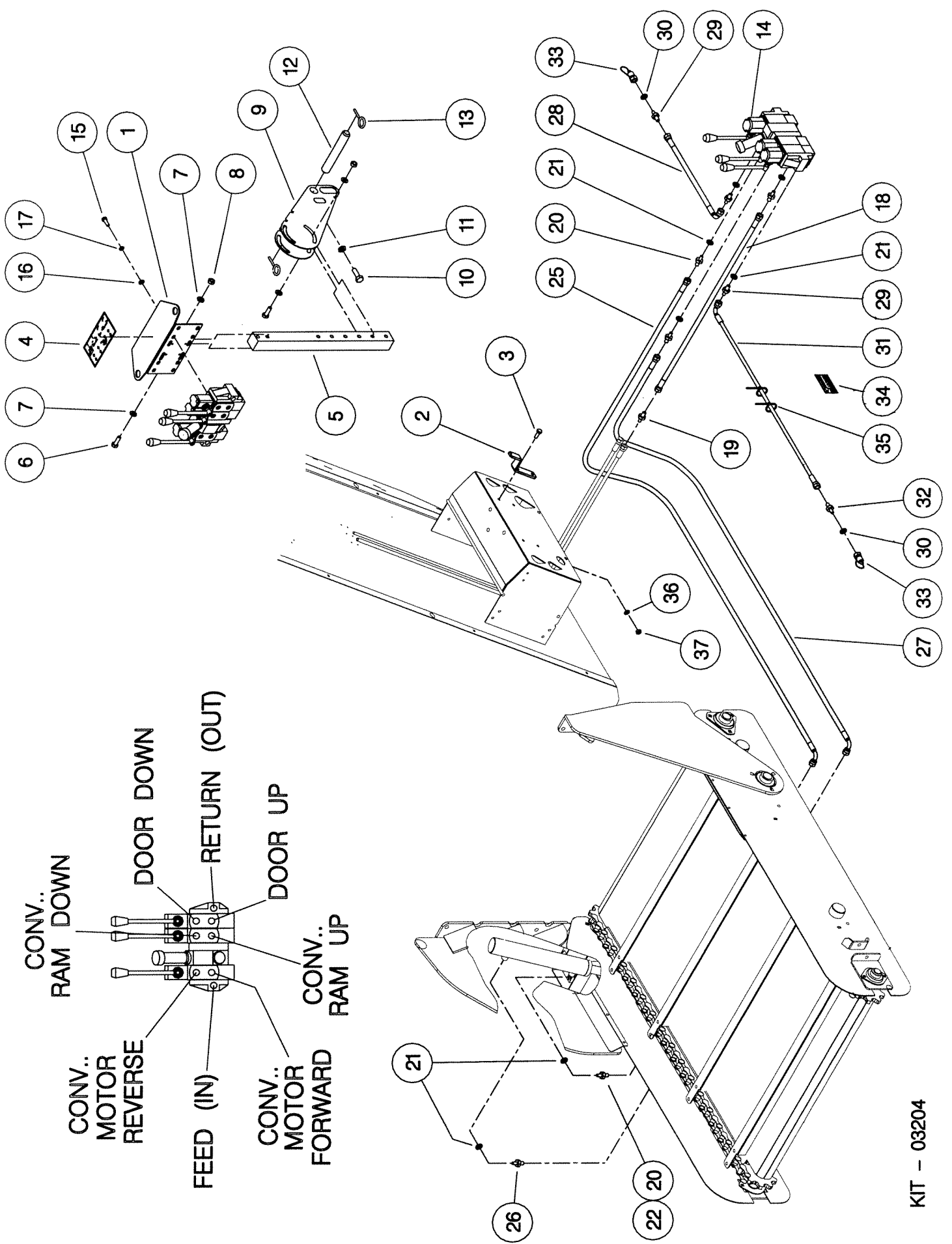
KIT-03203		ASSY DESCRIPTION: 200mm EXTN SIDE KIT 8m3 (STRAIGHT)					
ASSY NUMBER:	KIT-03203	DESCRIPTION	QTY	ITEM	PART NO	DESCRIPTION	QTY
1	612498 01	200mm EXTN SIDE W/A	4				
2	612500 01	CLAMP PLATE	4				
3	HSS-0198	SETSCREW	36				
4	HSS-0191	SETSCREW	16				
5	NUT-0265	NUT	52				
6	WSH-0015	WASHER	104				



KIT - 03203

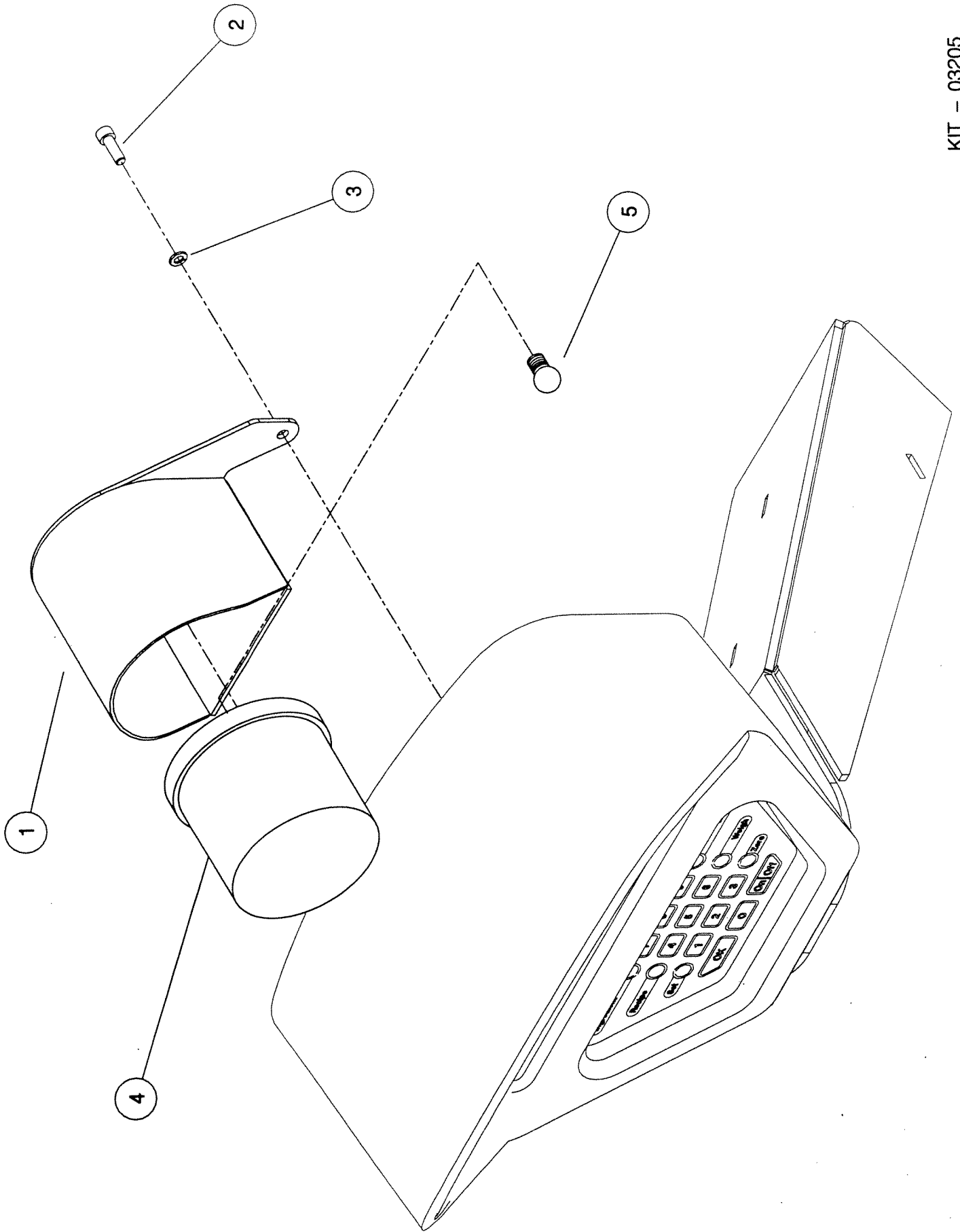
Shelbourne Reynolds Engineering Limited

KIT-03204		ASSY DESCRIPTION:1m RH DOOR CON HYD KIT (LEVER) (2000)					
ASSY NUMBER:	PART NO	DESCRIPTION	QTY	ITEM	PART NO	DESCRIPTION	QTY
1	611670 01	VALVE MOUNTING BRACKET	1	36	WSH-0012	WASHER	2
2	611676 01	PARKING LUG	1	37	NUT-0263	NYLOC NUT	2
3	HSS-0145	SETSCREW	2				
4	612236 01	EMBLEM (SPOOL VALVE OP.)	1				
5	611677 01	ADJUSTER ARM	1				
6	BLTA10380	BOLT	4				
7	WSH-0015	PLAIN WASHER	8				
8	NUT-0265	NYLOC NUT	4				
9	611675 01	SUPPORT ARM	1				
10	HSS-0250	SET SCREW	1				
11	NUT-0170	PLAIN NUT	1				
12	611680 01	PIN	1				
13	PIN-01950	LYNCH PIN	2				
14	HVB-09000	HYDRAULIC VALVE BLOCK	1				
15	HSS-0135	SET SCREW	4				
16	WSH-0012	PLAIN WASHER	6				
17	WSH-0058	SPRING WASHER	4				
18	HHAC17305	HOSE ASSY	2				
19	HMA-0052	HYD ADAPT	2				
20	FIT-0025	HYD ADAPT	4				
21	WSH-1010	DOWTY WASHER	12				
22	HAPAA0305	RESTRICTOR	1				
23							
24							
25	HHBC55005	HOSE ASSY	2				
26	HMA-0057	HYD ADPAT	5				
27	HHBE55005	HOSE ASSY	2				
28	HHAE10005	HOSE ASSY	1				
29	HMA-0065	HYD ADAPT	2				
30	WSH-1015	DOWTY WASHER	2				
31	HHAF09005	HOSE ASSY	1				
32	HMA-0067	HYD ADAPT	1				
33	COU-0162	HYD COUPLING	2				
34	612230 01	EMBLEM	1				
35	TIE-0002	TIE WRAP	2				



Shelbourne Reynolds Engineering Limited

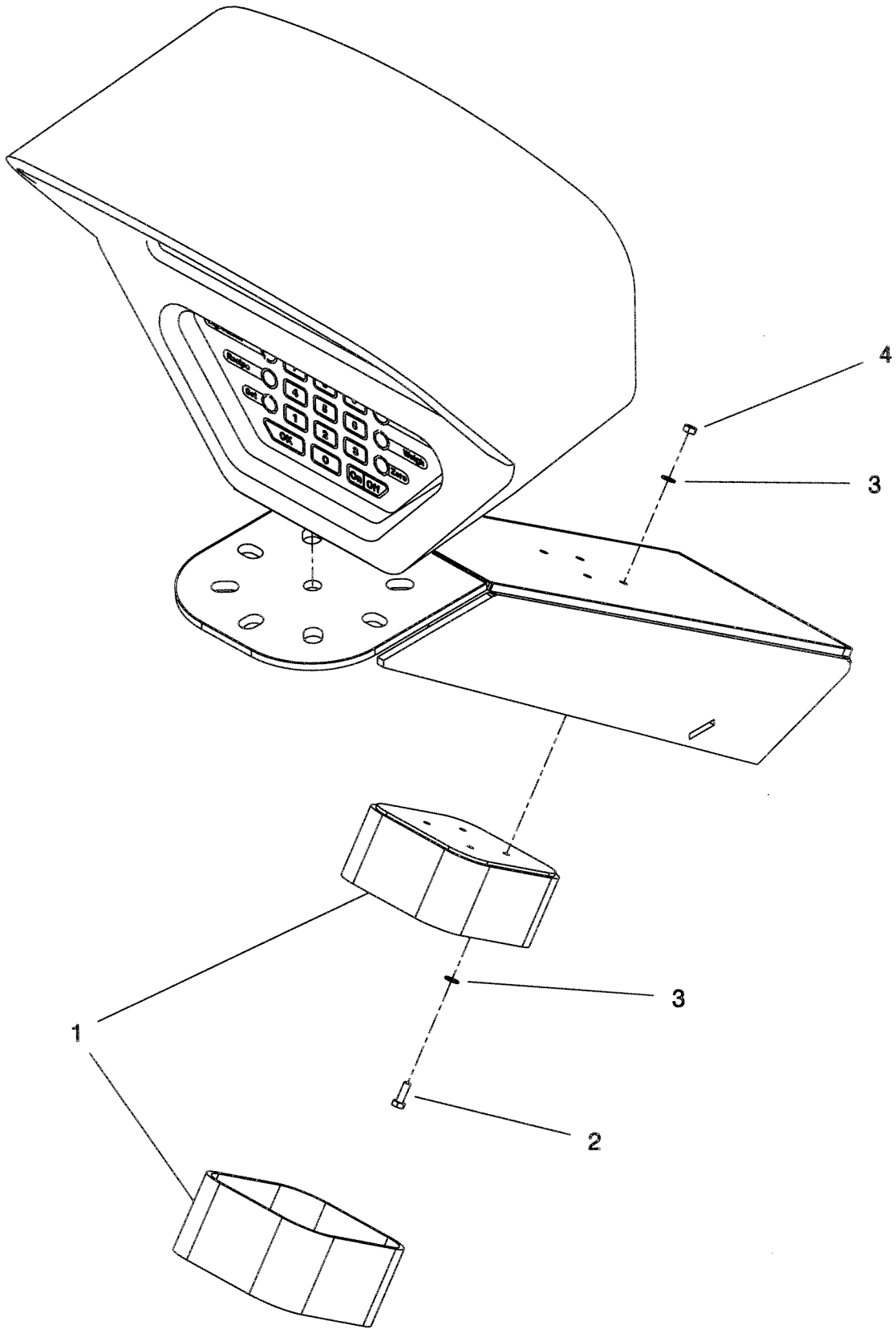
KIT-03205		ASSY DESCRIPTION:FLASHING LIGHT KIT					
ASSY NUMBER:	KIT-03205	ASSY DESCRIPTION:FLASHING LIGHT KIT					
ITEM	PART NO	DESCRIPTION	QTY	ITEM	PART NO	DESCRIPTION	QTY
1	612503 01	LIGHT BRACKET	1				
2	SCW-0086	CP HD SCREW	2				
3	WSH-0056	WASHER	2				
4	LMP-10502	INDICATOR LAMP	1				
5	BLB-0015	BULB	1				



ASSY NUMBER: KIT-03206

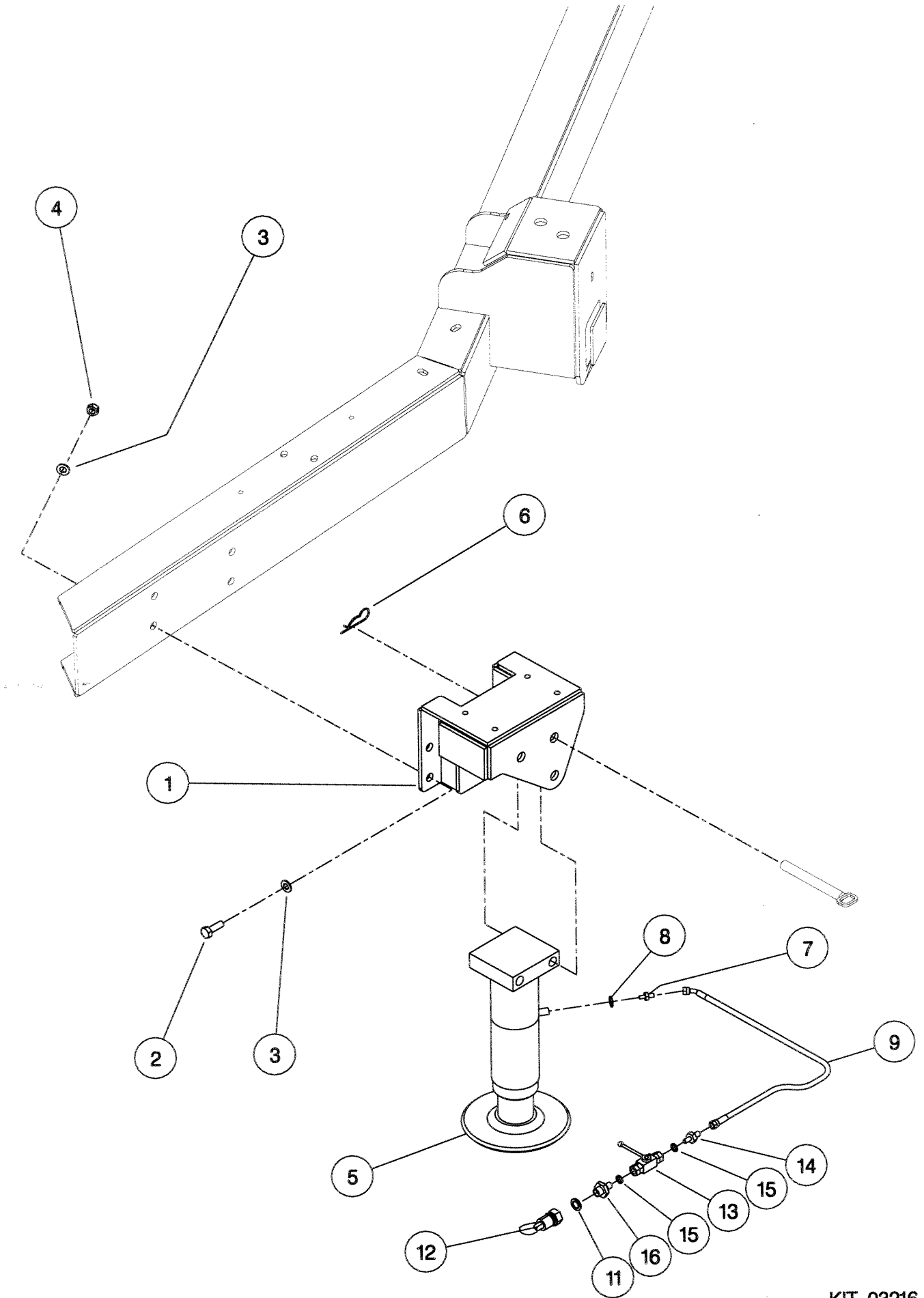
ASSY DESCRIPTION: AUDIBLE ALARM KIT - BEEPER

ITEM	PART NO	DESCRIPTION	QTY	ITEM	PART NO	DESCRIPTION	QTY
1	BUZ-00010	AUDIBLE ALARM	1				
2	HSS-0086	SETSCREW	4				
3	WSH-0009	WASHER	8				
4	NUT-0160	NUT	4				

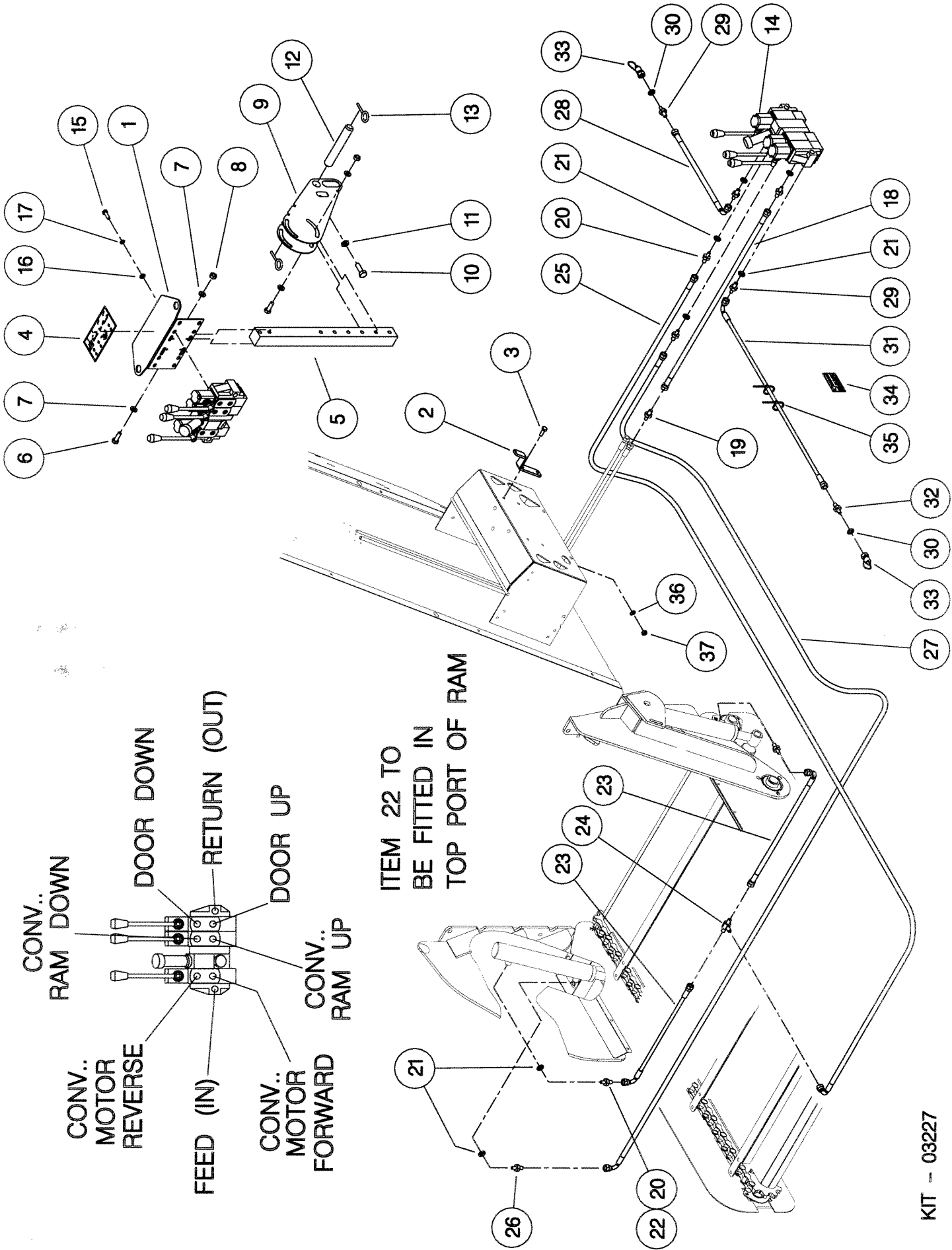


Shelbourne Reynolds Engineering Limited

ASSY NUMBER: KIT-03216		SUB ASSY DESCRIPTION:HYD PARKING JACK (TRACTOR CONNECTION)					
ITEM	PART NO	DESCRIPTION	QTY	ITEM	PART NO	DESCRIPTION	QTY
1	612178 01	JACK MNTG BKT	1				
2	HSS-0316	BOLT	4				
3	WSH-0024	WASHER	8				
4	NUT-0271	NYLOC NUT	4				
5	JAC-00210	HYD JACK	1				
6	RCL-0015	R CLIP	1				
7	HMA-0057	HYD ADPT	1				
8	WSH-1010	DOWTY WASHER	1				
9	HHA29005	HYD HOSE ASSY	1				
10							
11	WSH-1015	DOWTY WASHER	1				
12	COU-0162	QUICK RELEASE COUPLING	1				
13	HVB-02600	2-WAY BALL VALVE	1				
14	FIT-0025	HYD ADAPT	1				
15	WSH-1005	DOWTY WASHER	2				
16	HMA-0055	HYD ADAPT	1				



KIT-03216

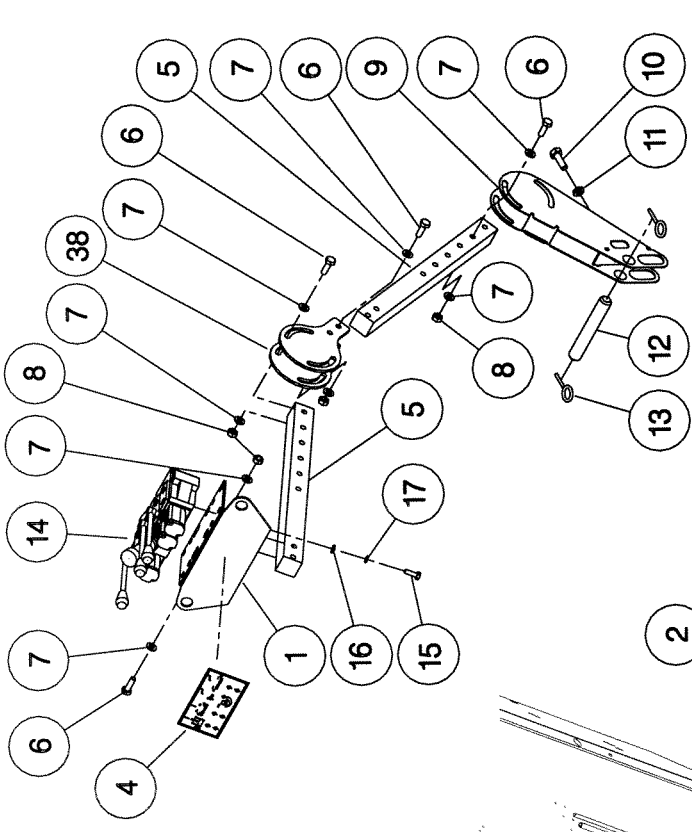


CONV. MOTOR REVERSE
 CONV. MOTOR FORWARD
 FEED (IN)
 CONV. RAM DOWN
 DOOR DOWN
 RETURN (OUT)
 DOOR UP
 CONV. RAM UP

ITEM 22 TO
 BE FITTED IN
 TOP PORT OF RAM

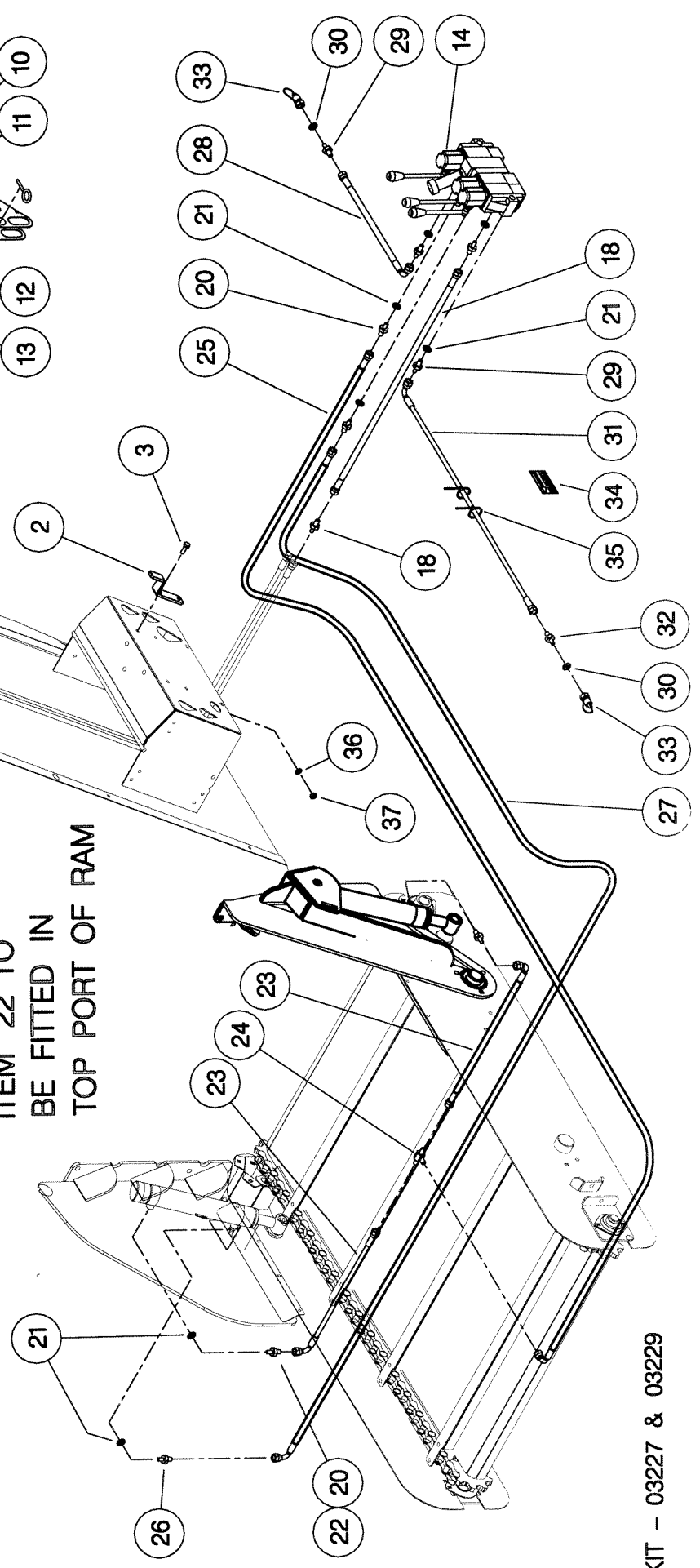
Shelbourne Reynolds Engineering Limited

KIT-03229		ASSY DESCRIPTION: 1m CON HYDRAULICS KIT (LEVER) (USA)					
ASSY NUMBER:	KIT-03229	DESCRIPTION	QTY	ITEM	PART NO	DESCRIPTION	QTY
1	611670 01	VALVE MOUNTING BRACKET	1	33	COU-0162	HYD COUPLING	2
2	611676 01	PARKING LUG	1	34	612230 01	EMBLEM	1
3	HSS-0145	SETSCREW	2	35	TIE-0002	TIE WRAP	2
4	612236 01	EMBLEM (SPOOL VALVE OP.)	1	36	WSH-0012	WASHER	2
5	611677 01	ADJUSTER ARM	2	37	NUT-0263	NYLOC NUT	2
6	BLTA10410	BOLT	8	38	612504 01	VALVE ADJUSTER PLATE	2
7	WSH-0015	PLAIN WASHER	16				
8	NUT-0265	NYLOC NUT	8				
9	611675 01	SUPPORT ARM	1				
10	HSS-0250	SET SCREW	1				
11	NUT-0170	PLAIN NUT	1				
12	611680 01	PIN	1				
13	PIN-01950	LYNCH PIN	2				
14	HVB-09045	HYDRAULIC VALVE BLOCK	1				
OR	HVB-09000	HYDRAULIC VALVE BLOCK (UP TO & INC SERIAL NO.'S 104142, 125152, & 118162 ONLY)	1				
15	HSS-0135	SET SCREW	4				
16	WSH-0012	PLAIN WASHER	6				
17	WSH-0058	SPRING WASHER	4				
18	HHAC17305	HOSE ASSY	2				
19	HMA-0052	HYD ADAPT	2				
20	FIT-0025	HYD ADAPT	4				
21	WSH-1010	DOWTY WASHER	12				
22	HAPAA0305	RESTRICTOR	1				
23							
24							
25	HHBC60005	HOSE ASSY	2				
26	HMA-0057	HYD ADPAT	5				
27	HHBE60005	HOSE ASSY	2				
28	HHAE16005	HOSE ASSY	1				
29	HMA-0065	HYD ADAPT	2				
30	WSH-1015	DOWTY WASHER	2				
31	HHAF15005	HOSE ASSY	1				
32	HMA-0067	HYD ADAPT	1				



CONV.:
 RAM DOWN
 DOOR DOWN
 RETURN (OUT)
 DOOR UP
 CONV.:
 MOTOR REVERSE
 FEED (IN)
 CONV.:
 MOTOR FORWARD
 RAM UP

ITEM 22 TO
 BE FITTED IN
 TOP PORT OF RAM

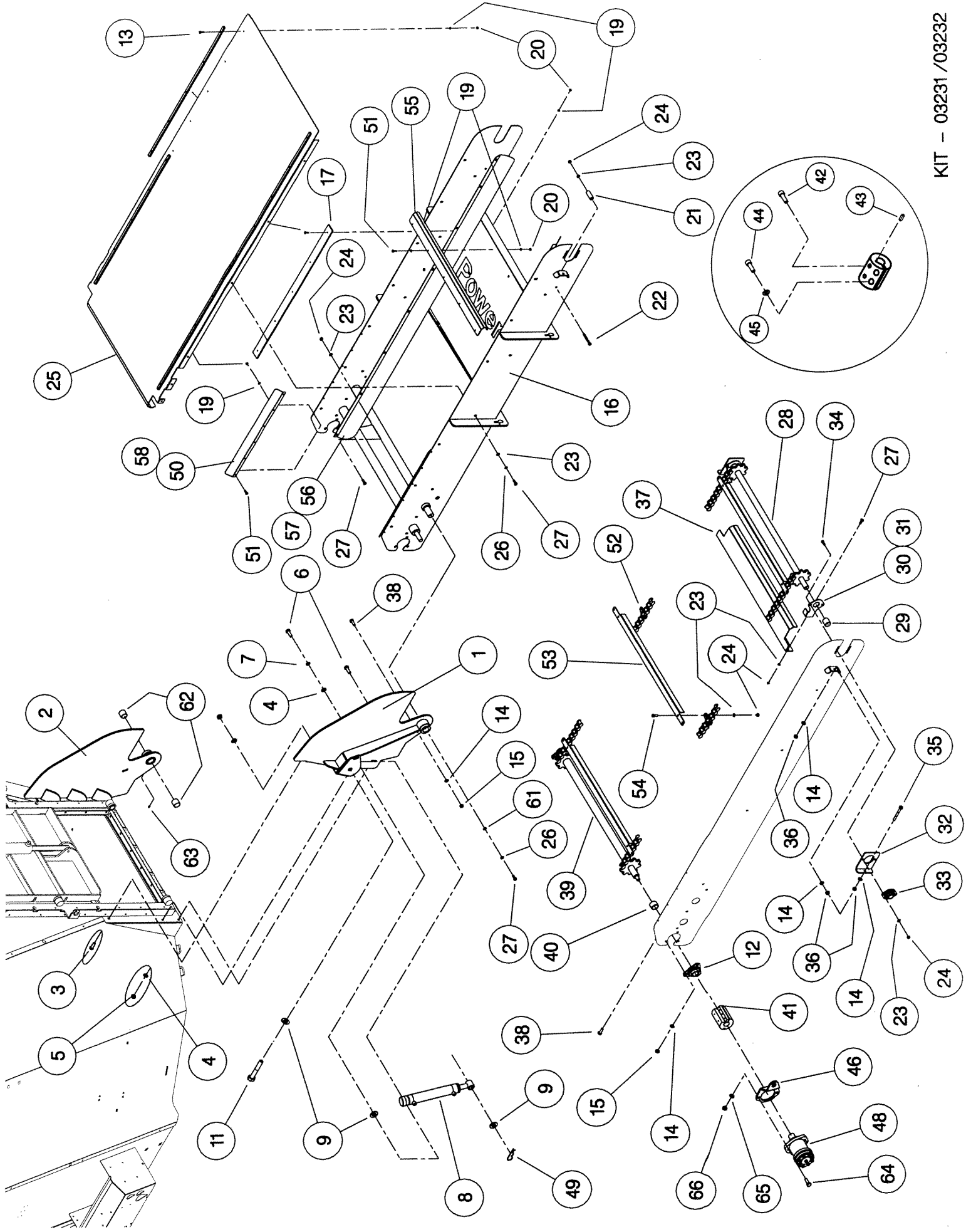


Shelbourne Reynolds Engineering Limited

KIT-03231		ASSY DESCRIPTION: 2m SIDE CONVEYOR KIT (8m ³ & 10m ³)					
ASSY NUMBER:	KIT-03231	DESCRIPTION	QTY	ITEM	PART NO	DESCRIPTION	QTY
1	613143 01	RH CONVEYOR MTG BRKT (107153,111163,102172 ON)	1	33	BRG-22505	BEARING	2
OR	612586 01	RH CONVEYOR MTG BRKT (UP TO & INC106153,110163)		34	BLT-2700	COACHBOLT	4
2	613143 02	LH CONVEYOR MTG BRKT (107153,111163,102172 ON)	1	35	HSSA10680	BOLT	2
OR	612586 02	LH CONVEYOR MTG BRKT (UP TO & INC106153,110163)		36	NUT-0167	NUT	6
3	BLT-3790	COACHBOLT	2	37	611309 01	SHAFT COVER	1
4	WSH-0018	WASHER	6	38	BLT-3740	COACHBOLT	6
5	NUT-0269	NUT	4	39	612390 01	DRIVE SHAFT	1
6	HSS-0238	SETSCREW	4	40	611327 01	SPACER TUBE	2
7	WSH-0065	WASHER	2	41	122086 01	MOTOR COUPLING	1
8	RAM-0001	DOUBLE ACTING RAM	2	42	SCW-4543	GRUBSCREW	2
9	WSH-0030	WASHER	4	43	K0807030	KEY	1
10	BLTA20590	BOLT	2	44	SCW-0139	CAP HD SCREW	3
11	BRG-0240	BEARING	2	45	WSH-0058	WASHER	3
12	SCW-1600	CSK SOC HD SCREW	20	46	612388 01	MOTOR SUPPORT PLATE	1
13	WSH-0015	WASHER	13	47	612597 01	CHAIN RUNNER	4
14	NUT-0265	NUT	7	48	MOTH08000	HYD MOTOR	1
15	612598 01	2m CONVEYOR FRAME W/A	1	49	RCL-0015	R-CLIP	1
16	611358 01	WEAR STRIP	2	50	612600 01	FILL IN PLATE	2
17	SCW-1580	CSK SOC HD SCREW	10	51	HSS-0082	SETSCREW	17
18	WSH-0009	WASHER	47	52	CHN-13543	1 3/8" P CHAIN	2
19	NUT-0260	NUT	47	53	612593 01	SLAT	22
20	611235 02	CHAIN RUNNER	4	54	HSS-0140	SETSCREW	88
21	BLTA08560	BOLT	4	55	612601 01	ANTI-WRAP PLATE	1
22	WSH-0012	WASHER	126	56	613227 01	DEFLECTOR PLATE	1
23	NUT-0263	NUT	114	57	613227 02	DEFLECTOR PLATE	1
24	611827 01	2m MAIN CHASSIS PLATE	1	58			
25	WSH-0058	WASHER	16	59	190119 12	WASHER	2
26	HSS-0140	SETSCREW	34	60	BSH-3070	BUSH	4
27	611303 01	IDLE AXLE	1	61	NIP-00610	GREASE NIPPLE	2
28	611306 01	SPACER TUBE	2	62	HSS-0250	SETSCREW	2
29	611313 01	SUPPORT PLATE RH	1	63	WSH-0018	WASHER	2
30	611313 02	SUPPORT PLATE LH	1	64	NUT-0269	NYLOC NUT	2
31	611313 01	TENSIONING BRKT	2	65			
32	611311 01		2	66			

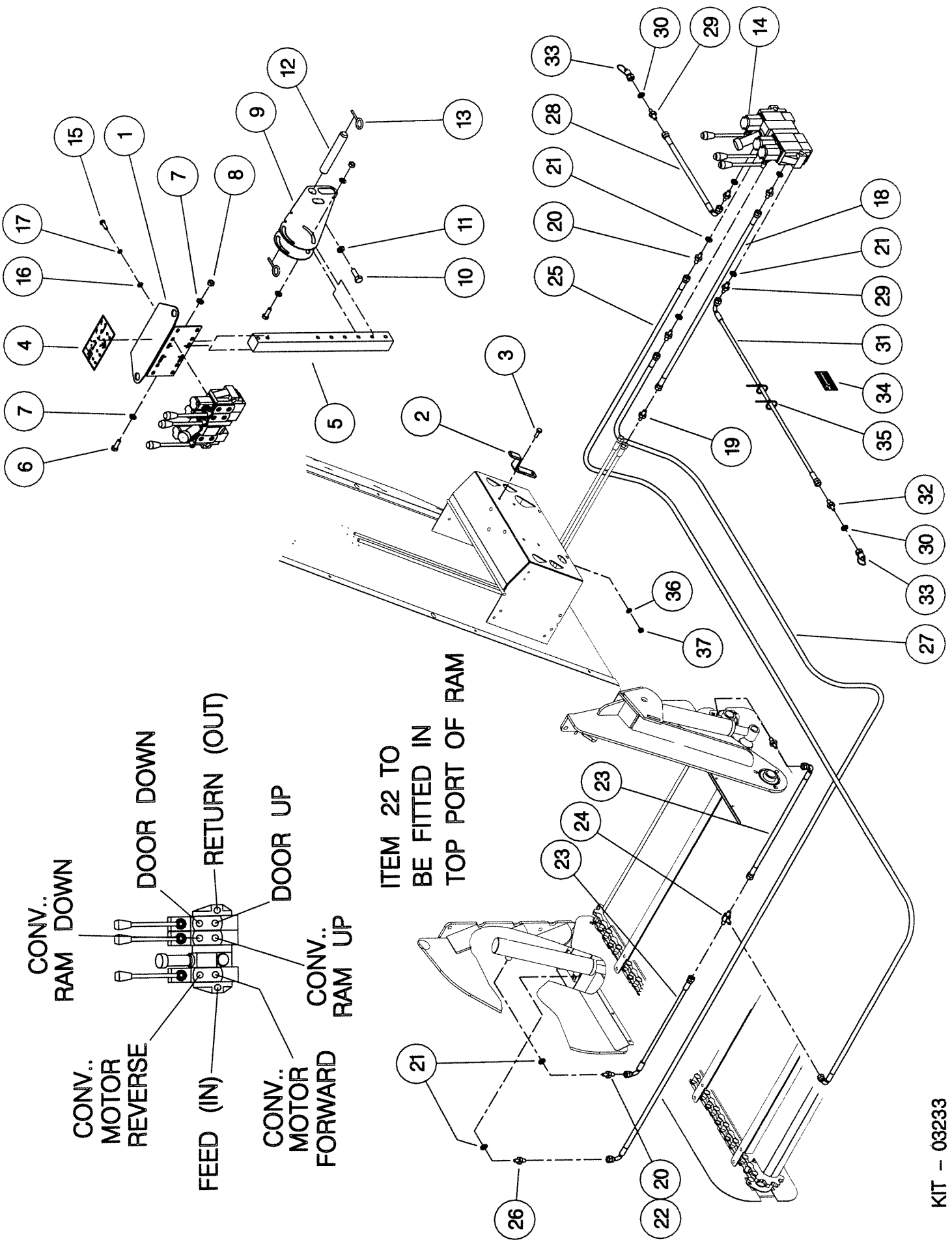
Shelbourne Reynolds Engineering Limited

KIT-03232		ASSY DESCRIPTION: 3m SIDE CONVEYOR KIT (8m ³ & 10m ³)							
ASSY NUMBER:	KIT-03232	DESCRIPTION	QTY	ITEM	PART NO	DESCRIPTION	PART NO	DESCRIPTION	QTY
1	613143 01	RH CONVEYOR MTG BRKT (107153,111163,102172 ON)	1	33	BRG-22505	BEARING			2
OR	612586 01	RH CONVEYOR MTG BRKT (UP TO & INC106153,110163)		34	BLT-2700	COACHBOLT			4
2	6113143 02	LH CONVEYOR MTG BRKT (107153,111163,102172 ON)	1	35	HSSA10680	BOLT			2
OR	612586 02	LH CONVEYOR MTG BRKT (UP TO & INC106153,110163)		36	NUT-0167	NUT			6
3	BLT-3790	COACHBOLT	2	37	611309 01	SHAFT COVER			1
4	WSH-0018	WASHER	6	38	BLT-3740	COACHBOLT			6
5	NUT-0269	NUT	4	39	612390 01	DRIVE SHAFT			1
6	HSS-0238	SETSCREW	4	40	611327 01	SPACER TUBE			2
7	WSH-0065	WASHER	2	41	122086 01	MOTOR COUPLING			1
8	RAM-0001	DOUBLE ACTING RAM	2	42	SCW-4543	GRUBSCREW			2
9	WSH-0030	WASHER	4	43	K0807030	KEY			1
10				44	SCW-0139	CAP HD SCREW			3
11	BLTA20590	BOLT	2	45	WSH-0058	WASHER			3
12	BRG-0240	BEARING	2	46	612388 01	MOTOR SUPPORT PLATE			1
13	SCW-1600	CSK SOC HD SCREW	24	47	612602 01	CHAIN RUNNER			4
14	WSH-0015	WASHER	13	48	MOTH08000	HYD MOTOR			1
15	NUT-0265	NUT	7	49	RCL-0015	R-CLIP			1
16	612596 01	3m CONVEYOR FRAME W/A	1	50	612600 01	FILL IN PLATE			1
17	611358 01	WEAR STRIP	2	51	HSS-0082	SETSCREW			2
18	SCW-1580	CSK SOC HD SCREW	10	52	CHN-13540	1 3/8" P CHAIN			8
19	WSH-0009	WASHER	51	53	612593 01	SLAT			2
20	NUT-0260	NUT	51	54	HSS-0140	SETSCREW			30
21	611235 02	CHAIN RUNNER	4	55	612601 01	ANTI-WRAP PLATE			120
22	BLTA08560	BOLT	4	56	613228 01	DEFLECTOR PLATE			1
23	WSH-0012	WASHER	4	57	613228 02	DEFLECTOR PLATE			1
24	NUT-0263	NUT	170	58					
25	611333 01	3m MAIN CHASSIS PLATE	162	59					
26	WSH-0058	WASHER	1	60	190119 12	WASHER			2
27	HSS-0140	SETSCREW	20	61	BSH-3070	BUSH			4
28	611303 01	IDLE AXLE	46	62	NIP-00610	GREASE NIPPLE			2
29	611306 01	SPACER TUBE	1	63	HSS-0250	SETSCREW			2
30	611313 01	SUPPORT PLATE RH	2	64	WSH-0018	WASHER			2
31	611313 02	SUPPORT PLATE LH	1	65	NUT-0269	NYLOC NUT			2
32	611311 01	TENSIONING BRKT	2	66					



Shelbourne Reynolds Engineering Limited

KIT-03233		ASSY DESCRIPTION: 2 & 3m RH DOOR CON HYD KIT (LEVER) (USA)					
ASSY NUMBER:							
ITEM	PART NO	DESCRIPTION	QTY	ITEM	PART NO	DESCRIPTION	QTY
1	611670 01	VALVE MOUNTING BRACKET	1	36	WSH-0012	WASHER	2
2	611676 01	PARKING LUG	1	37	NUT-0263	NYLOC NUT	2
3	HSS-0145	SETSCREW	2				
4	612236 01	EMBLEM (SPOOL VALVE OP.)	1				
5	611677 01	ADJUSTER ARM	1				
6	BLTA10380	BOLT	4				
7	WSH-0015	PLAIN WASHER	8				
8	NUT-0265	NYLOC NUT	4				
9	611675 01	SUPPORT ARM	1				
10	HSS-0250	SET SCREW	1				
11	NUT-0170	PLAIN NUT	1				
12	611680 01	PIN	1				
13	PIN-01950	LYNCH PIN	2				
14	HVB-09000	HYDRAULIC VALVE BLOCK	1				
15	HSS-0135	SET SCREW	4				
16	WSH-0012	PLAIN WASHER	6				
17	WSH-0058	SPRING WASHER	4				
18	HHAC17305	HOSE ASSY	2				
19	HMA-0052	HYD ADAPT	2				
20	FIT-0025	HYD ADAPT	5				
21	WSH-1010	DOWTY WASHER	12				
22	HAPAA0305	RESTRICTOR	2				
23	HHBC16005	HOSE ASSY	4				
24	HMT-0010	TEE FITTING	2				
25	HHBC48005	HOSE ASSY	2				
26	HMA-0057	HYD ADPAT	4				
27	HHBE70005	HOSE ASSY	2				
28	HHAE16005	HOSE ASSY	1				
29	HMA-0065	HYD ADAPT	2				
30	WSH-1015	DOWTY WASHER	2				
31	HHAF15005	HOSE ASSY	1				
32	HMA-0067	HYD ADAPT	1				
33	COU-0162	HYD COUPLING	2				
34	612230 01	EMBLEM	1				
35	TIE-0002	TIE WRAP	2				

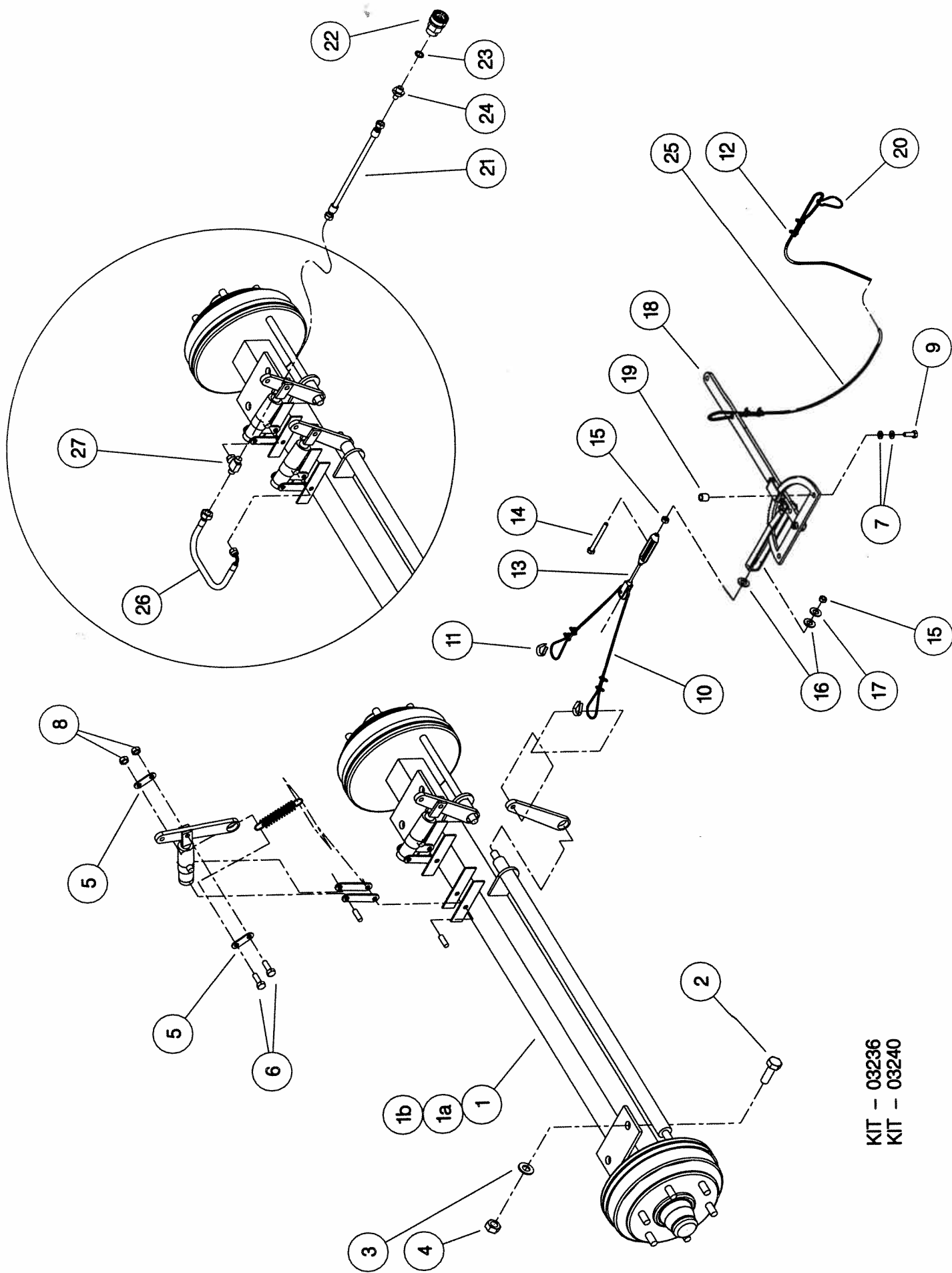


CONV. MOTOR REVERSE
 FEED (IN)
 CONV. MOTOR FORWARD
 CONV. RAM DOWN
 DOOR DOWN
 RETURN (OUT)
 DOOR UP
 CONV. RAM UP

ITEM 22 TO
 BE FITTED IN
 TOP PORT OF RAM

Shelbourne Reynolds Engineering Limited

KIT-03236		ASSY DESCRIPTION: 8m ³ & 10m ³ AXLE WITH BRAKES KIT					
ASSY NUMBER:	KIT-03236	DESCRIPTION	QTY	ITEM	PART NO	DESCRIPTION	QTY
1	612603 01	AXLE W/A (ADR)	1				
1a	AXL-12510	WHEEL NUT	12				
1b	AXL-15010	WASHER	12				
2	HSS-0355	SETSCREW	4				
3	WSH-0030	WASHER	4				
4	NUTA02200	NUT	4				
5	590153 01	BRAKE RAM PLATE	4				
6	HSS-0265	SETSCREW	4				
7	WSH-0018	WASHER	2				
8	NUT-0269	NUT	4				
9	HSS-0260	SETSCREW	2				
10	WRP-00040	CABLE	4.0M				
11	WRP-01040	THIMBLE	2				
12	WRP-02040	CLAMP	8				
13	ADL-00120	ADJUSTER ASSEMBLY	1				
14	HSS-0155	SETSCREW	1				
15	NUT-0164	NUT	1				
16	WSH-0012	WASHER	2				
17	WSH-0058	WASHER	2				
18	590222 01	HANDBRAKE LEVER ASSY	1				
19	610923 01	SPACER	1				
20	WRP-03000	SNAP HOOK	2				
21	HHBC64005	HYD HOSE	1				
22	HQR-10007	HYD QUICK REL COUPLING	1				
23	WSH-1015	DOWTY WASHER	1				
24	HMA-0055	ADAPTOR	1				
25	WRP-00040	CABLE	3.0M				
26	HHBC03205	HYD HOSE	1				
27	FITA10140	HYDRAULIC TEE FITTING	1				

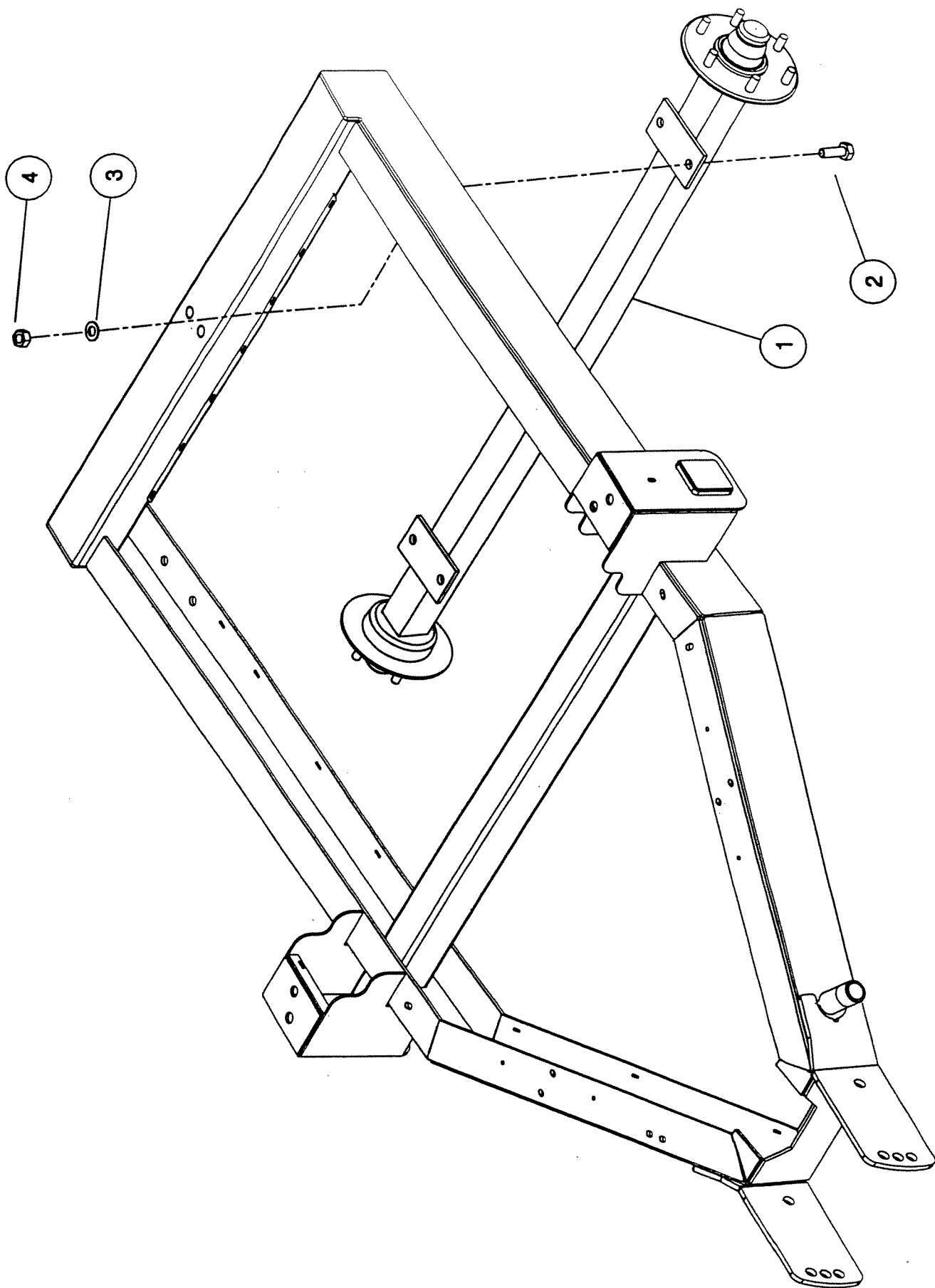


KIT - 03236
 KIT - 03240

Shelbourne Reynolds Engineering Limited

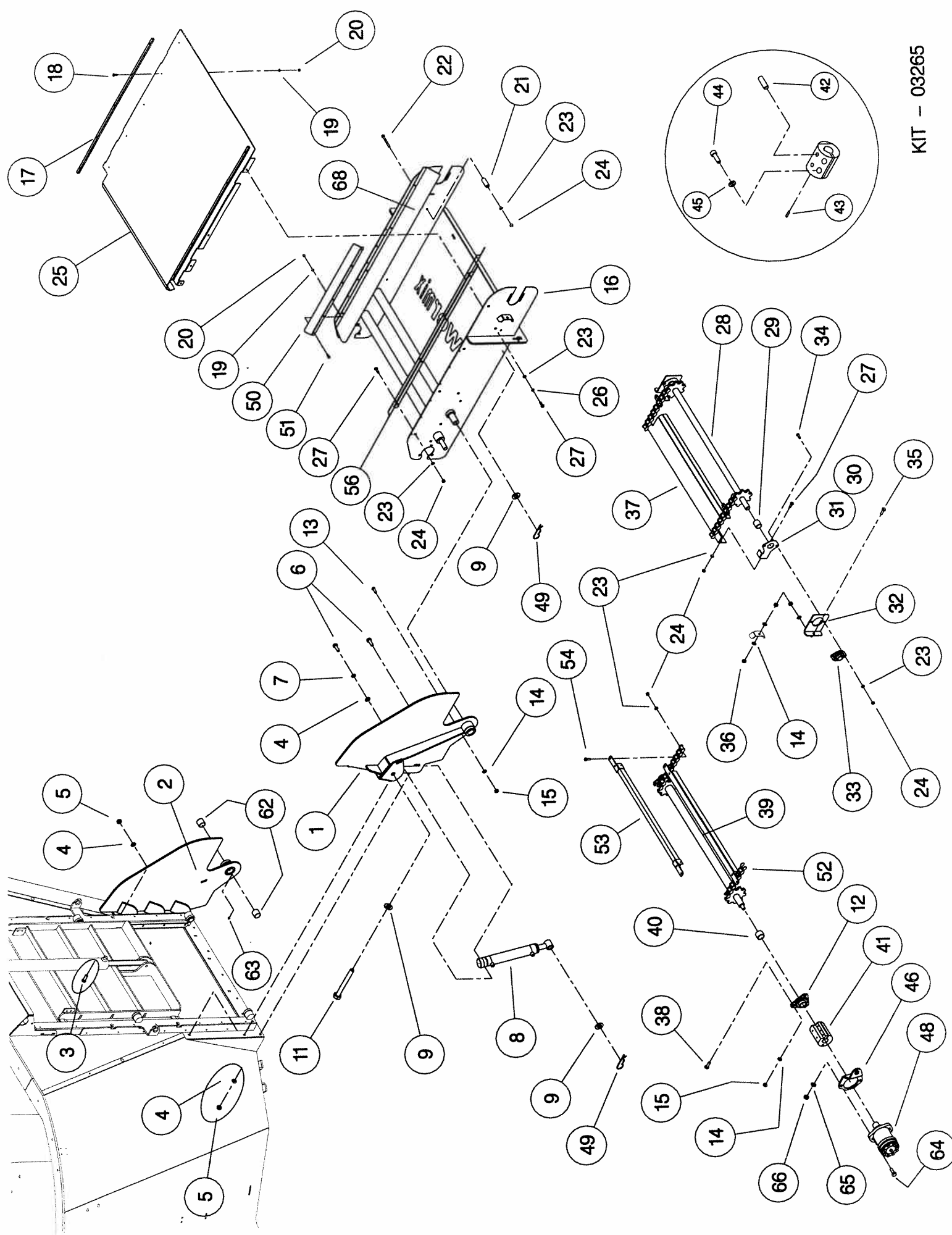
ASSY NUMBER: KIT-03237 ASSY DESCRIPTION: AXLE WITH NO BRAKES KIT

ITEM	PART NO	DESCRIPTION	QTY	ITEM	PART NO	DESCRIPTION	QTY
1	611205 02	AXLE W/A (ADR)	1				
2	HSS -0355	SETSCREW	4				
3	WSH -0030	WASHER	4				
4	NUITA02200	NUT	4				



Shelbourne Reynolds Engineering Limited

KIT-03265		ASSY DESCRIPTION: 1m SIDE CONVEYOR KIT (8m ³ & 10m ³)					
ASSY NUMBER:							
ITEM	PART NO	DESCRIPTION	QTY	ITEM	PART NO	DESCRIPTION	QTY
1	612586 01	RH CONVEYOR MTG BRKT (107153,111163,102172 ON)	1	33	BRG-22505	BEARING	2
OR	612586 01	RH CONVEYOR MTG BRKT (UP TO & INC106153,110163)		34	BLT-2700	COACHBOLT	4
2	612586 02	LH CONVEYOR MTG BRKT (107153,111163,102172 ON)	1	35	HSSA10680	BOLT	2
OR	612586 02	LH CONVEYOR MTG BRKT (UP TO & INC106153,110163)		36	NUT-0167	NUT	6
3	BLT-3790	COACHBOLT	2	37	611309 01	SHAFT COVER	1
4	WSH-0018	WASHER	6	38	BLT-3740	COACHBOLT	6
5	NUT-0269	NUT	4	39	612390 01	DRIVE SHAFT	1
6	HSS-0238	SETSCREW	4	40	611327 01	SPACER TUBE	2
7	WSH-0065	WASHER	2	41	122086 01	MOTOR COUPLING	1
8	RAM-0001	DOUBLE ACTING RAM	1	42	SCW-4543	SOCKET GRUBSCREW	2
9	WSH-0030	WASHER	2	43	K0807030	KEY	1
10				44	SCW-0139	CAP HD SCREW	3
11	BLTA20590	BOLT	1	45	WSH-0058	WASHER	3
12	BRG-0240	BEARING	2	46	612388 01	MOTOR SUPPORT PLATE	1
13				47			
14	WSH-0015	WASHER	19	48	MOTH08000	HYD MOTOR	1
15	NUT-0265	NUT	13	49	RCL-0015	R-CLIP	1
16	612643 01	1m CONVEYOR FRAME W/A		50	612600 01	FILL IN PLATE	2
17	612597 01	WEAR STRIP	2	51	HSS-0082	SETSCREW	12
18	SCW-1600	CSK SOC HD SCREW	10	52	CHN-13541	1 3/8" P CHAIN	2
19	WSH-0009	WASHER	22	53	612593 01	SLAT	12
20	NUT-0260	NUT	22	54	HSS-0140	SETSCREW	48
21	611235 02	CHAIN RUNNER	4	55			
22	BLTA08560	BOLT	4	56	613226 01	DEFLECTOR PLATE	1
23	WSH-0012	WASHER	74	57			
24	NUT-0263	NUT	66	58			
25	611359 01	MAIN CHASSIS PLATE	1	59			
26	WSH-0058	WASHER	12	60			
27	HSS-0140	SETSCREW	22	61	190119 12	WASHER	2
28	611303 01	IDLE AXLE	1	62	BSH-3070	BUSH	4
29	611306 01	SPACER TUBE	2	63	NIP-00610	GREASE NIPPLE	2
30	611313 01	SUPPORT PLATE RH	1	64	HSS-0250	SETSCREW	2
31	611313 02	SUPPORT PLATE LH	22	65	WSH-0018	WASHER	2
32	611311 01	TENSIONING BRKT	1	66	NUT-0269	NUT	2
			2	67			
			1	68	613226 02	DEFLECTOR PLATE	1



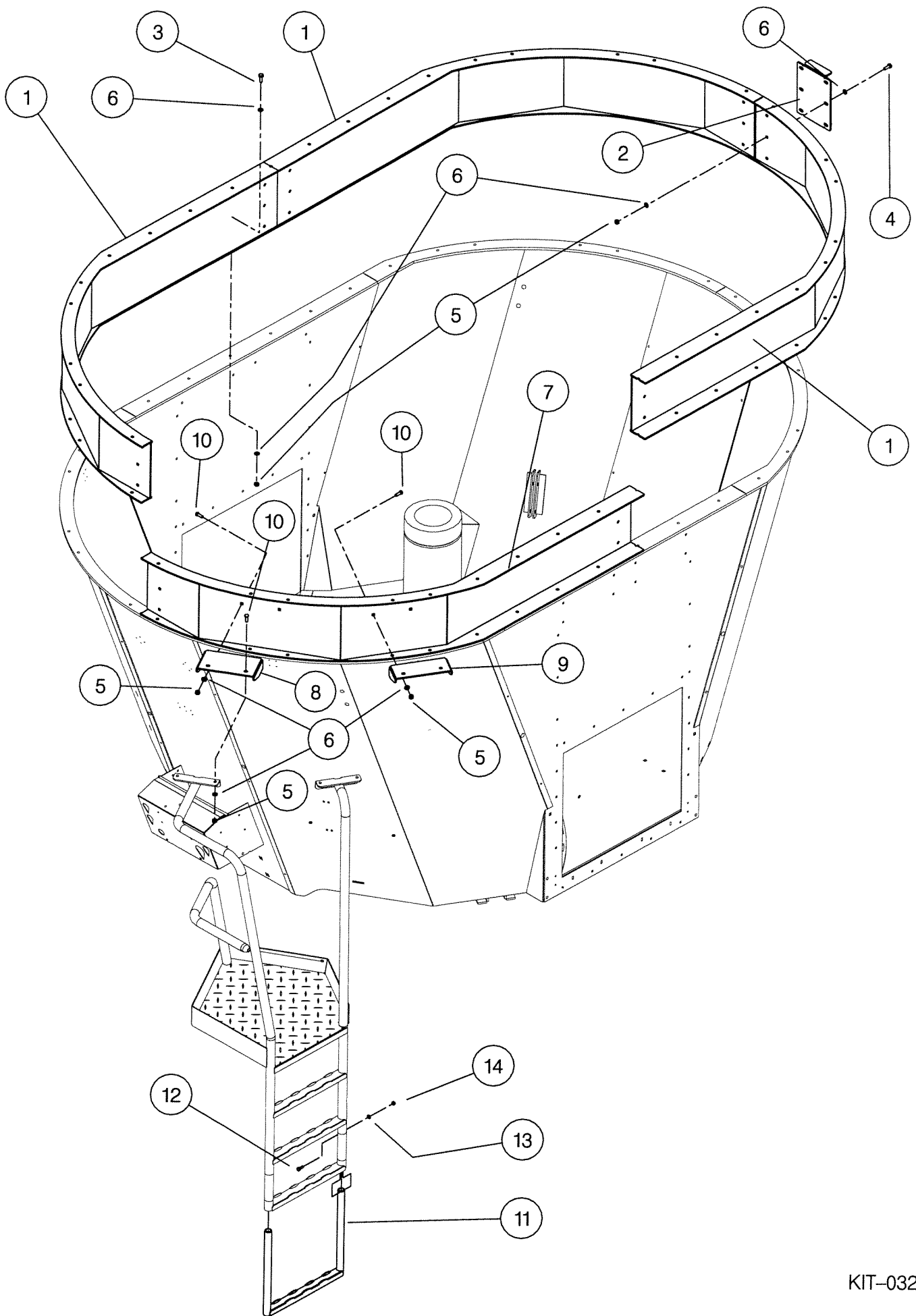
KIT - 03265

Shelbourne Reynolds Engineering Limited

ASSY NUMBER: KIT-03270

ASSY DESCRIPTION: 10m³ - 12m³ (300mm) EXTENSION SIDE KIT

ITEM	PART NO	DESCRIPTION	QTY	ITEM	PART NO	DESCRIPTION	QTY
1	612681 02	10m ³ EXT. SIDE W/A	3				
2	611869 01	CLAMP PLATE	4				
3	HSS-0198	SETSCREW	38				
4	HSS-0191	SETSCREW	24				
5	NUT-0265	NYLOC NUT	70				
6	WSH-0015	PLAIN WASHER	132				
7	612681 01	10m ³ EXT. SIDE W/A	1				
8	612483 01	PLATFORM BRACKET	1				
9	612484 01	PLATFORM BRACKET	1				
10	BLT-3750	COACHBOLT	8				
11	611554 01	LADDER EXTENSION	1				
12	BLTA08350	BOLT	4				
13	WSH-0012	WASHER	8				
14	NUT-0263	NUT	4				



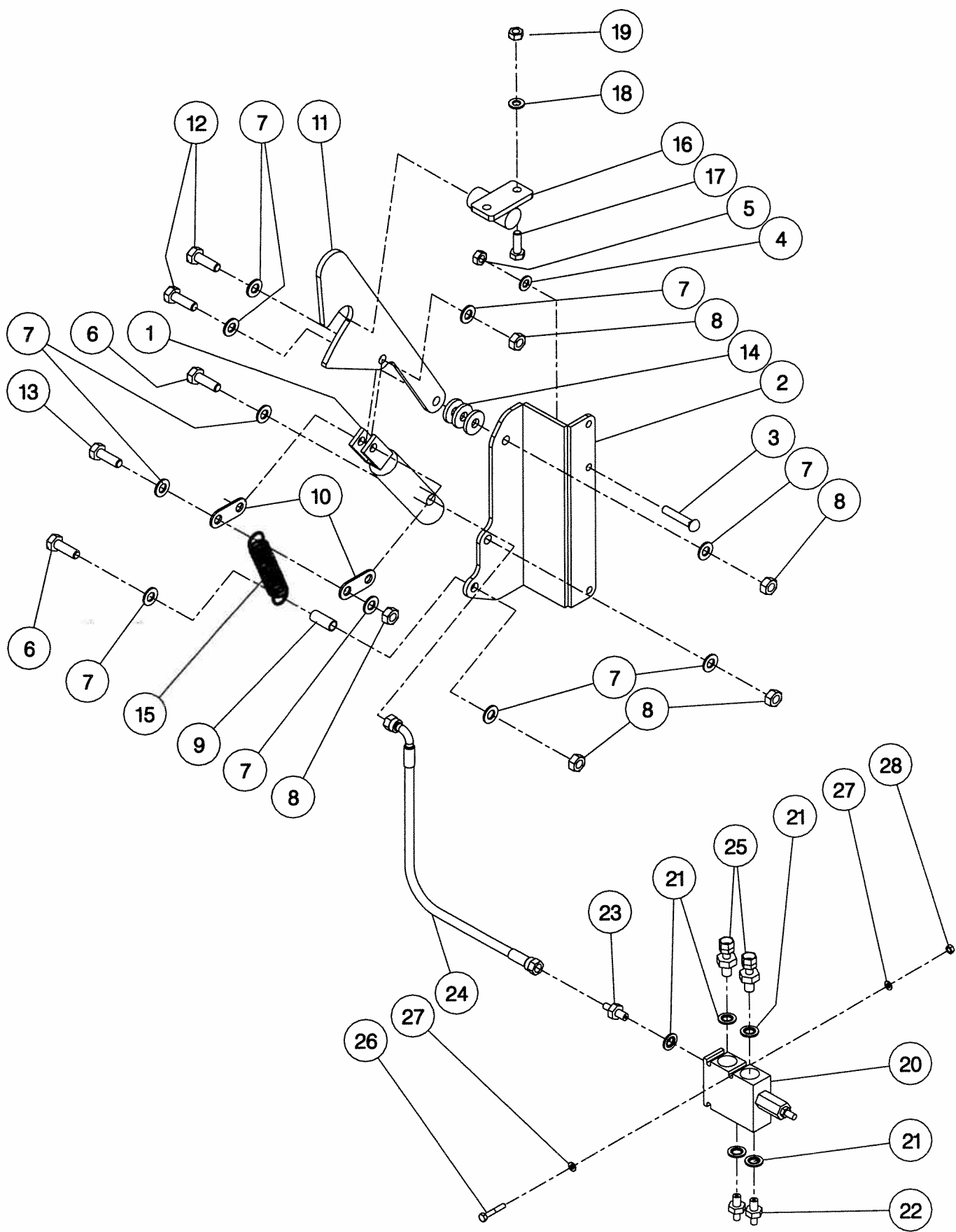
Shelbourne Reynolds Engineering Limited

ASSY DESCRIPTION: 2 & 3m CONVEYOR LOCKING KIT

KIT-03274

ASSY NUMBER:

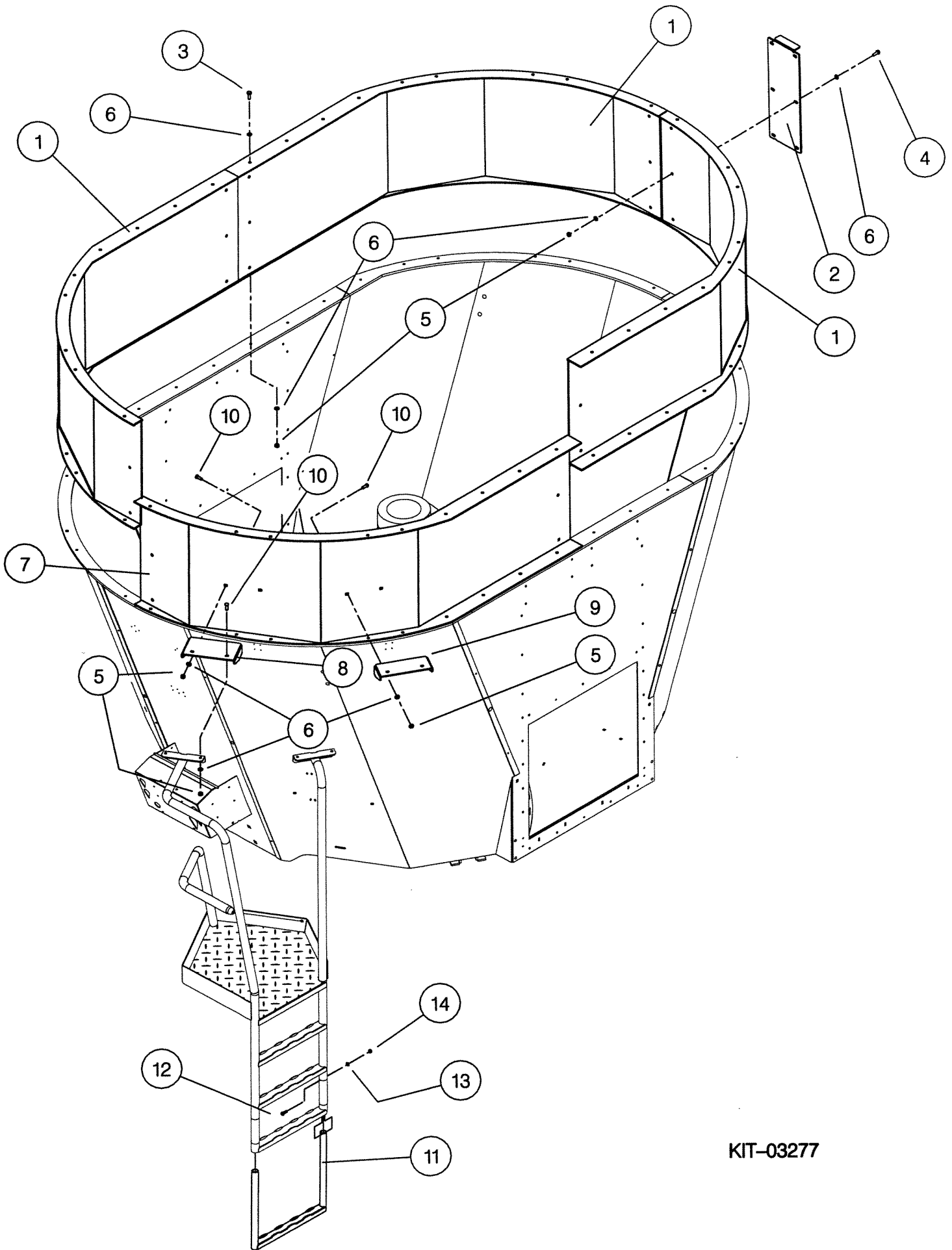
ITEM	PART NO	DESCRIPTION	QTY	ITEM	PART NO	DESCRIPTION	QTY
1	590040 01	DISPL. CYLINDER	1				
2	612646 01	MOUNTING PLATE	1				
3	BLTF08410	COACHBOLT	3				
4	WSH-0012	WASHER	3				
5	NUT-0263	NUT	3				
6	HSS-0275	SETSCRE (2				
7	WSH-0018	WASHER	10				
8	NUT-0269	NUT	5				
9	612649 01	SPACER TUBE	1				
10	590153 01	SPRING PLATE	2				
11	612645 01	LOCKING PLATE	1				
12	HSS-0260	SETSCREW	2				
13	HSS-0241	SETSCREW	1				
14	190119 86	WASHER	3				
15	BRA-18505	EXTENSION SPRING	1				
16	612648 01	LOCKING BAR	1				
17	HSS-0198	SETSCREW	2				
18	WSH-0015	WASHER	4				
19	NUT-0265	NUT	4				
20	HVB-26010	SEQUENCE VALVE	1				
21	WSH-1010	DOWTY WASHER	5				
22	FIT-0025	HYD ADAPT	2				
23	HMA-0057	HYD ADAPT	1				
24	HHBE22005	HYD HOSE	1				
25	HACAA0503	HYD ADAPT	2				
26	BLTA06320	BOLT	2				
27	WSH-0009	WASHER	2				
28	NUT-0260	NUT	2				



KIT-03274

Shelbourne Reynolds Engineering Limited

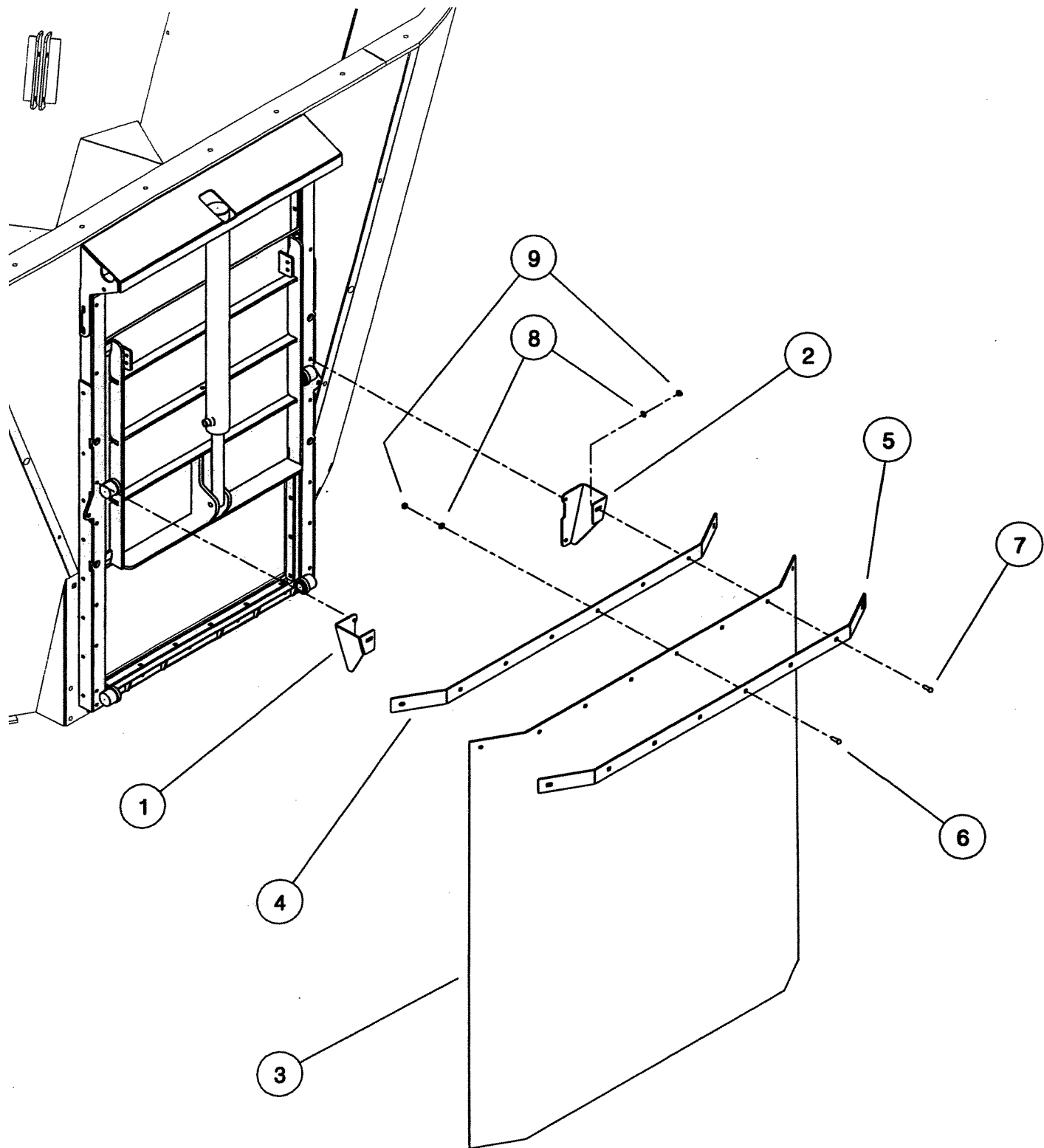
KIT-03277		ASSY DESCRIPTION: 8m ³ - 12m ³ (600mm) EXTENSION SIDE KIT					
ASSY NUMBER:	KIT-03277	ASSY DESCRIPTION: 8m ³ - 12m ³ (600mm) EXTENSION SIDE KIT					
ITEM	PART NO	DESCRIPTION	QTY	ITEM	PART NO	DESCRIPTION	QTY
1	612706 02	8m ³ EXT. SIDE W/A	3				
2	612395 01	CLAMP PLATE	4				
3	HSS-0198	SETSCREW	36				
4	HSS-0191	SETSCREW	24				
5	NUT-0265	NYLOC NUT	64				
6	WSH-0015	PLAIN WASHER	128				
7	612706 01	8m ³ EXT. SIDE W/A	1				
8	612483 01	PLATFORM BRACKET	1				
9	612484 01	PLATFORM BRACKET	1				
10	BLT-3750	COACHBOLT	8				
11	611554 01	LADDER EXTENSION	1				
12	BLTA08350	BOLT	4				
13	WSH-0012	WASHER	8				
14	NUT-0263	NUT	4				



KIT-03277

Shelbourne Reynolds Engineering Limited

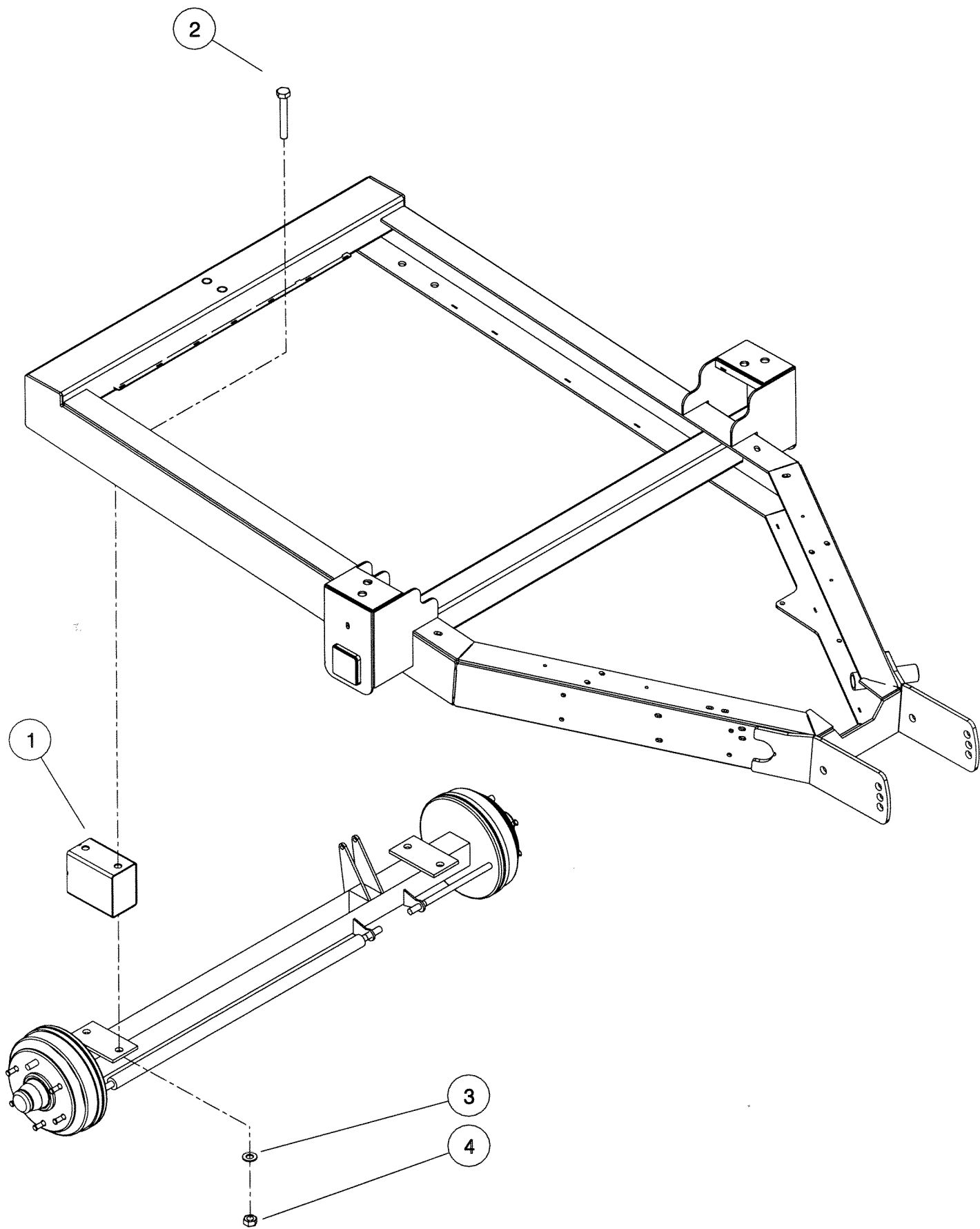
KIT-03318		KIT (8&10mCu)					
KIT-03318		ASSY DESCRIPTION: EXTRA LONG DOOR FLAP KIT (8&10mCu)					
ITEM	PART NO	DESCRIPTION	QTY	ITEM	PART NO	DESCRIPTION	QTY
1	611962 01	FLAP BRACKET LH	1				
2	611962 02	FLAP BRACKET RH	1				
3	613026 01	RUBBER DOOR FLAP	1				
4	612081 01	INSIDE CLAMP STRIP	1				
5	612082 01	OUTSIDE CLAMP STRIP	1				
6	BLT-2730	COACHBOLT	2				
7	BLT-2700	COACHBOLT	6				
8	WSH-0012	WASHER	8				
9	NUT-0263	NUT	8				



KIT - 03149
KIT - 03151
KIT - 03318

Shelbourne Reynolds Engineering Limited

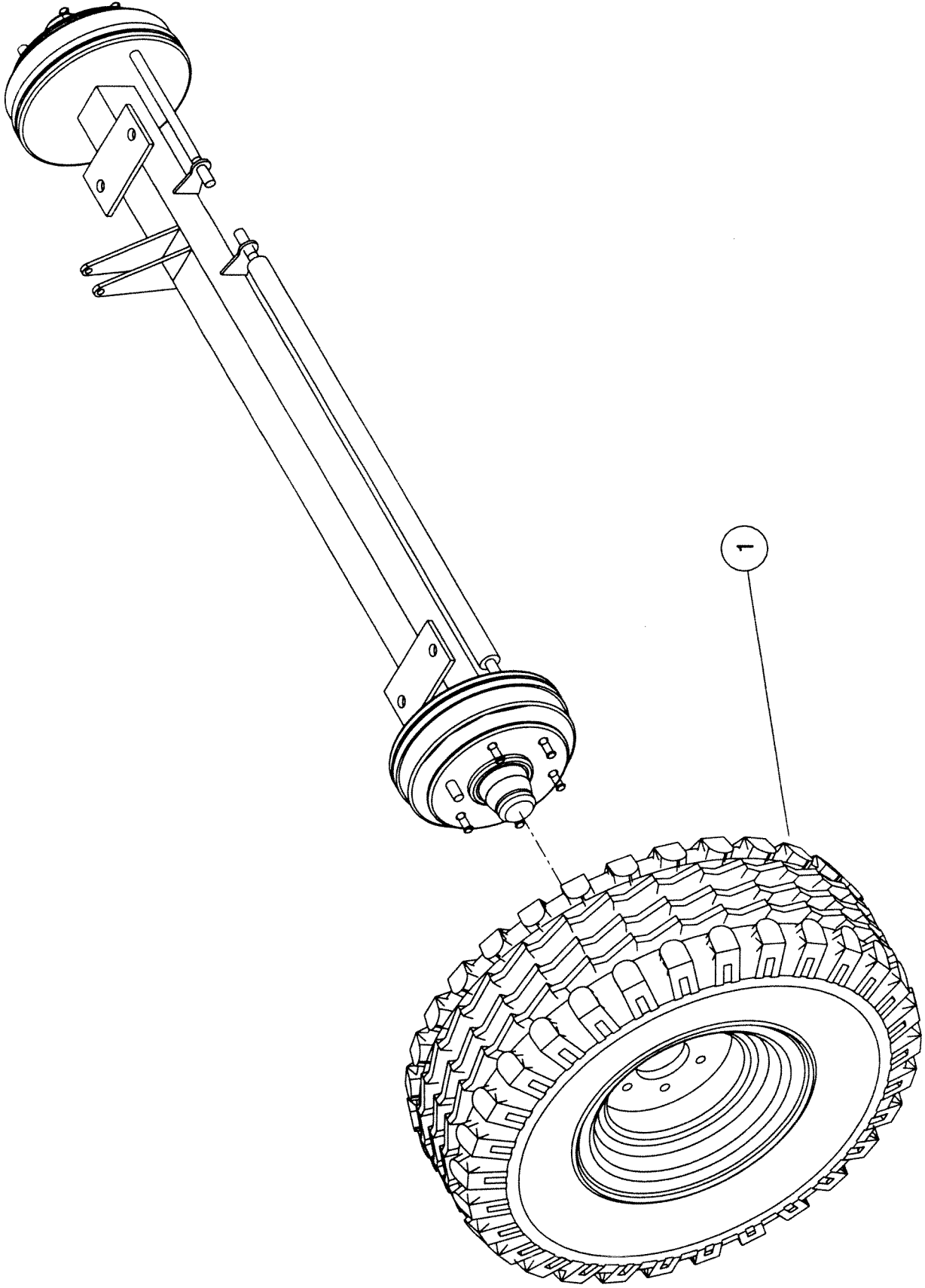
KIT-03321		ASSY DESCRIPTION: 6" TUB RAISE KIT				
ASSY NUMBER:						
ITEM	PART NO	DESCRIPTION	QTY	ITEM	PART NO	DESCRIPTION
1	613035 01	EXTENSION BLOCK W/A	2			
2	BLTA20830	BOLT	4			
3	WSH-0030	PLAIN WASHER	4			
4	NUTA02200	NUT	4			



KIT-03321

Shelbourne Reynolds Engineering Limited

KIT-03323		ASSY DESCRIPTION: HIGH LOAD ROAD USE TYRE KIT					
ASSY NUMBER:	KIT-03323	ASSY DESCRIPTION: HIGH LOAD ROAD USE TYRE KIT					
ITEM	PART NO	DESCRIPTION	QTY	ITEM	PART NO	DESCRIPTION	QTY
1	WHL-01511	WHEEL & TYRE ASSY	2				

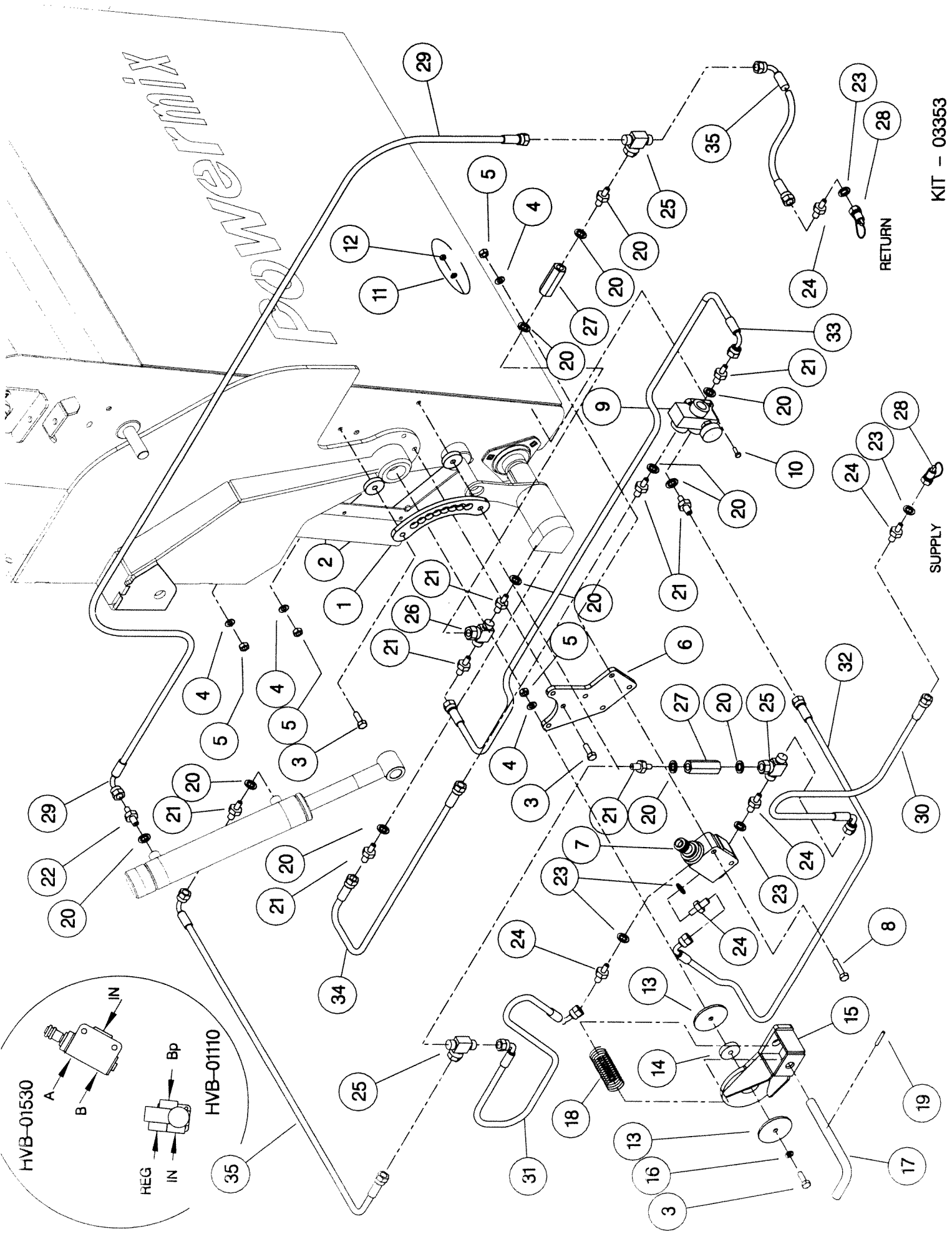


KIT - 03323

Shelbourne Reynolds Engineering Limited

KIT-03353		SUB ASSY DESCRIPTION: 1m CONVEYOR HYD KIT (DIVERter VALVE)					
ASSY NUMBER:	KIT-03353	SUB ASSY DESCRIPTION: 1m CONVEYOR HYD KIT (DIVERter VALVE)					
ITEM	PART NO	DESCRIPTION	QTY	ITEM	PART NO	DESCRIPTION	QTY
1	613165 01	ADJUSTMENT PLATE	1				
2	190548 09	WASHER	2				
3	HSS-0150	SETSCREW	6				
4	WSH-0012	WASHER	7				
5	NUT-0263	NUT	7				
6	613164 01	FLOW DIVIDER MTG PLATE	1				
7	HVB-01530	DIVERter VALVE	1				
8	BLTA08440	BOLT	2				
9	HVB-01110	VARIABLE FLOW DIVIDER	1				
10	HSS-0065	SETSCREW	2				
11	WSH-0006	WASHER	2				
12	NUT-0258	NUT	2				
13	190548 10	WASHER	2				
14	613166 01	ADJUSTER ARM SPACER	1				
15	613169 01	ADJUSTER ARM W/A	1				
16	WSH-0058	WASHER	1				
17	613170 01	SPRUNG HANDLE	1				
18	SPGC22015	SPRING	1				
19	PIN-1620	PIN	1				
20	WSH-1010	DOWTY WASHER	9				
21	HMA-0057	HYD ADAPT	6				
22	HAPAA0505	RESTRICTOR	1				
23	WSH-1015	DOWTY WASHER	7				
24	HMA-0065	HYD ADAPT	7				
25	FITA10140	HYD TEE FITTING	3				
26	FITA10410	HYD TEE FITTING	1				
27	HVB-20580	NON RETURN VLAVE	2				
28	COU-0162	QUICK RELEASE COUPLING	2				
29	HHBE07005	HYD HOSE ASSY (3/8" .TOP RAM)	1				
30	HHBE05505	HYD HOSE ASSY (3/8" IN (ITEM 7)	1				
31	HHEE07005	HYD HOSE ASSY (3/8" .PORT A)	1				
32	HHBE09005	HYD HOSE ASSY (3/8" PORT B)	1				
33	HHBE10005	HYD HOSE ASSY (3/8" PORT BP)	1				
34	HHA10005	HYD HOSE ASSY (3/8" .PORT REG)	1				
35	HHBE85005	HYD HOSE ASSY (3/8" FEED/RET)	2				

Powermix



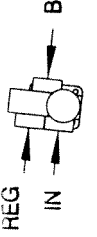
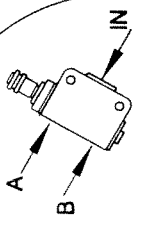
KIT - 03353

RETURN

SUPPLY

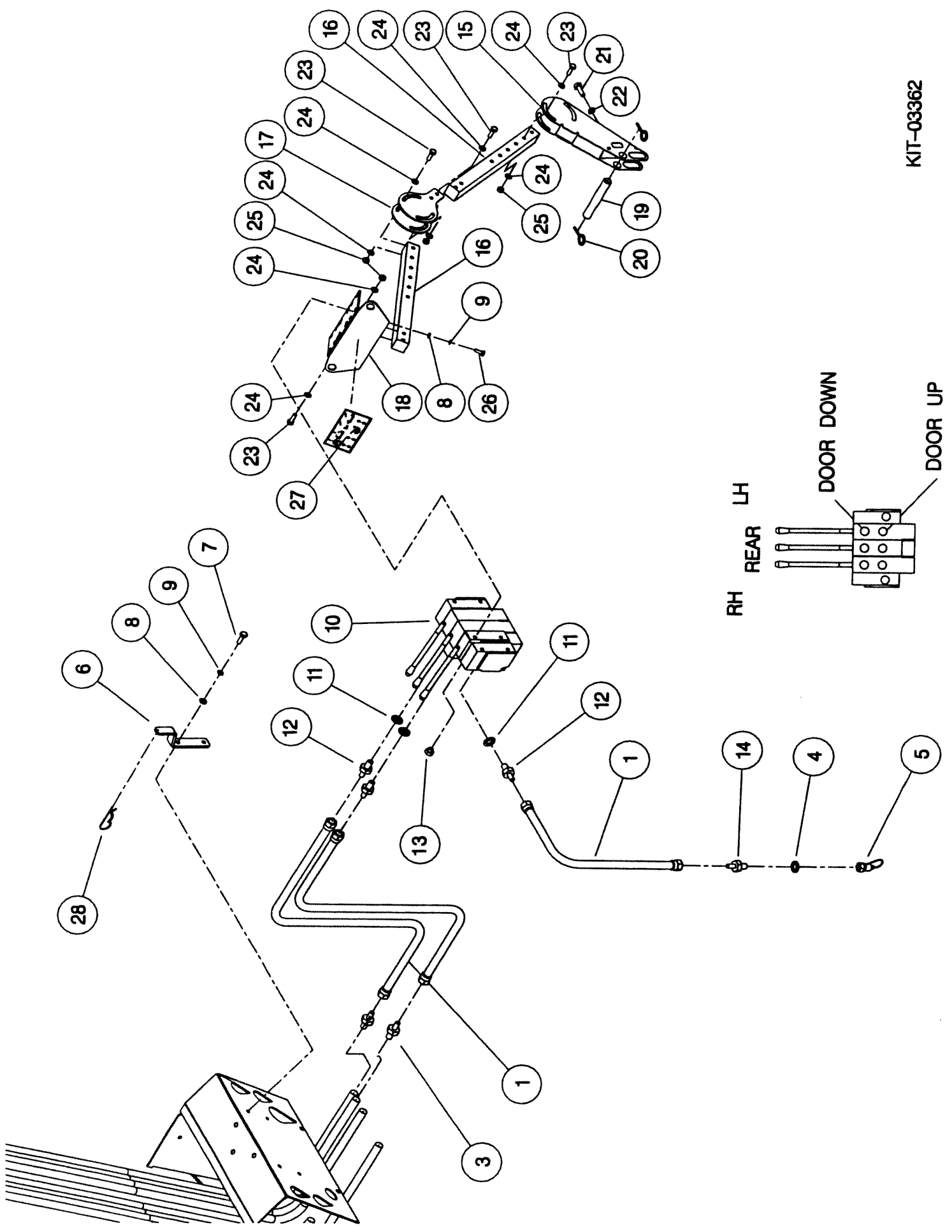
HVB-01530

HVB-01110



Shelbourne Reynolds Engineering Limited

KIT-03362		SUB ASSY DESCRIPTION: 3 STATION MANUAL SPOOL VALVE KIT	
ASSY NUMBER:	KIT-03362	DESCRIPTION	QTY
ITEM	PART NO	DESCRIPTION	QTY
1	HHAC23005	HOSE ASSY	6
2			
3	HMA-0052	HYD ADAPT	4
4	WSH-1015	DOWTY WASHER	2
5	COU-0162	QUICK RELEASE COUPLING	2
6	611676 01	PARKING LUG	1
7	HSS-0145	SET SCREW	2
8	WSH-0012	PLAIN WASHER	12
9	WSH-0058	SPRING WASHER	8
10	HVB-09040	VALVE BLOCK	1
11	WSH-1010	DOWTY WASHER	6
12	FIT-0025	HYD ADAPT	6
13	FIT-0251	BLANKING PLUG	2
14	HMA-0055	FITTING	2
15	611675 01	SUPPORT ARM	1
16	611677 01	ADJUSTER ARM	2
17	612504 01	VALVE ADJUSTER PLATE	2
18	611670 01	VALVE MOUNTING BRACKET	1
19	611680 01	PIN	1
20	PIN-01950	LYNCH PIN	2
21	HSS-0250	SET SCREW	1
22	NUT-0170	PLAIN NUT	1
23	BLTA10440	BOLT	8
24	WSH-0015	PLAIN WASHER	16
25	NUT-0265	NUT	8
26	HSS-0135	SET SCREW	4
27	612236 01	EMBLEM	1
28	RCL-0015	R CLIP	1

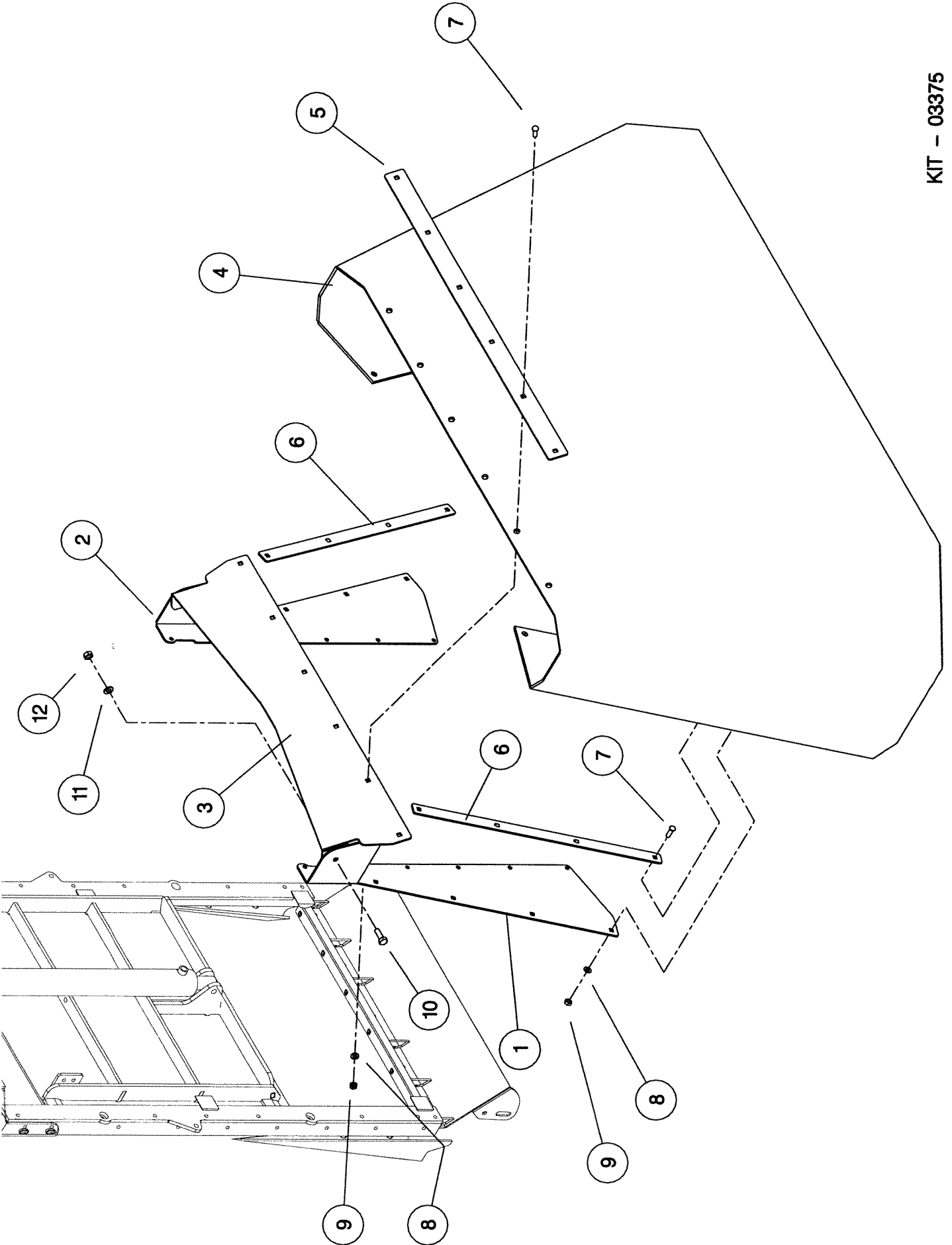


KIT-03362

Shelbourne Reynolds Engineering Limited

KIT-03376		ASSY DESCRIPTION:GERMAN RUBBER DOOR FLAP KIT (8-20m CU)					
ASSY NUMBER:							
ITEM	PART NO	DESCRIPTION	QTY	ITEM	PART NO	DESCRIPTION	QTY
1	613256 01	FLAP SIDE BRKT LH	1				
2	613256 02	FLAP SIDE BRKT RH	1				
3	613258 01	GERMAN FLAP BRKT	1				
4	613257 01	GERMAN RUBBER FLAP	1				
5	613255 01	CLAMP PLATE	2				
6	613254 01	CLAMP PLATE	2				
7	BLTF08173	COACHBOLT	14				
8	WSH-0012	WASHER	14				
9	NUT-0263	NUT	14				
10	HSS-0191	SETSCREW	2				
11	WSH-0015	WASHER	2				
12	NUT-0267	NUT	2				

KIT - 03375
KIT - 03376

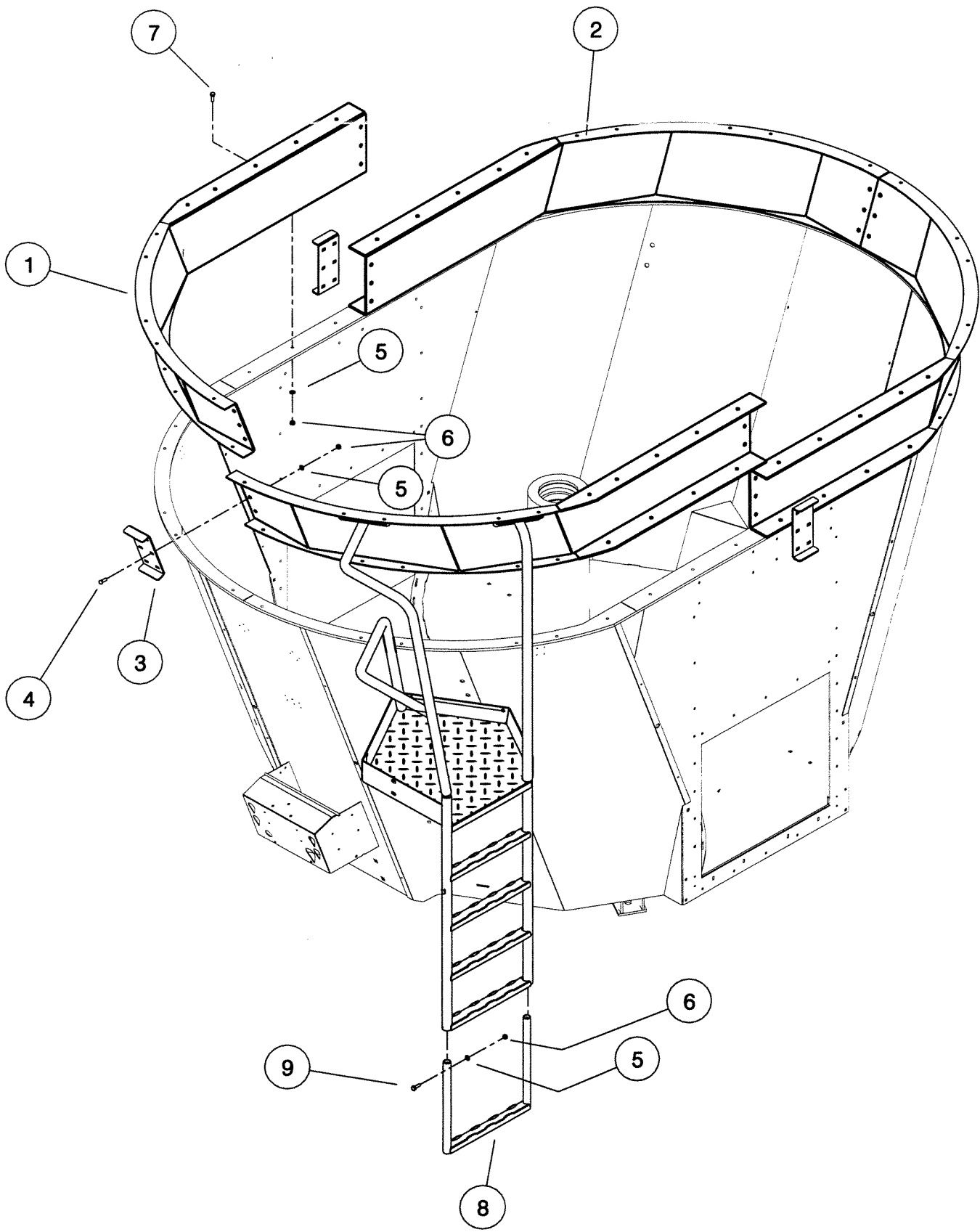


Shelbourne Reynolds Engineering Limited

KIT-03395		SUB ASSY DESCRIPTION: 8-10M3 (300mm) EXTENSION KIT					
ASSY NUMBER:							
ITEM	PART NO	DESCRIPTION	QTY	ITEM	PART NO	DESCRIPTION	QTY
1	613269 01	EXTENSION W/A	2				
2	613269 02	EXTENSION W/A	2				
3	613276 01	SIDE CLAMP PLATE	4				
4	BLT-3745	COACHBOLT	24				
5	WSH-0015	WASHER	64				
6	NUT-0267	NUT	64				
7	HSS-0198	SETSCREW	34				
8	611554 01	LADDER EXTENSION	1				
9	BLTA10350	BOLT	4				

Shelbourne Reynolds Engineering Limited

KIT-03396		SUB ASSY DESCRIPTION: 8-12M3 (600mm) EXTENSION KIT					
ASSY NUMBER:	KIT-03396	SUB ASSY DESCRIPTION: 8-12M3 (600mm) EXTENSION KIT					
ITEM	PART NO	DESCRIPTION	QTY	ITEM	PART NO	DESCRIPTION	QTY
1	613278 01	EXTENSION W/A	2				
2	613278 02	EXTENSION W/A	2				
3	613273 01	SIDE CLAMP PLATE	4				
4	BLT-3745	COACHBOLT	24				
5	WSH-0015	WASHER	64				
6	NUT-0267	NUT	64				
7	HSS-0198	SETSCREW	34				
8	613274 01	LADDER EXTENSION	1				
9	BLTA10350	BOLT	4				



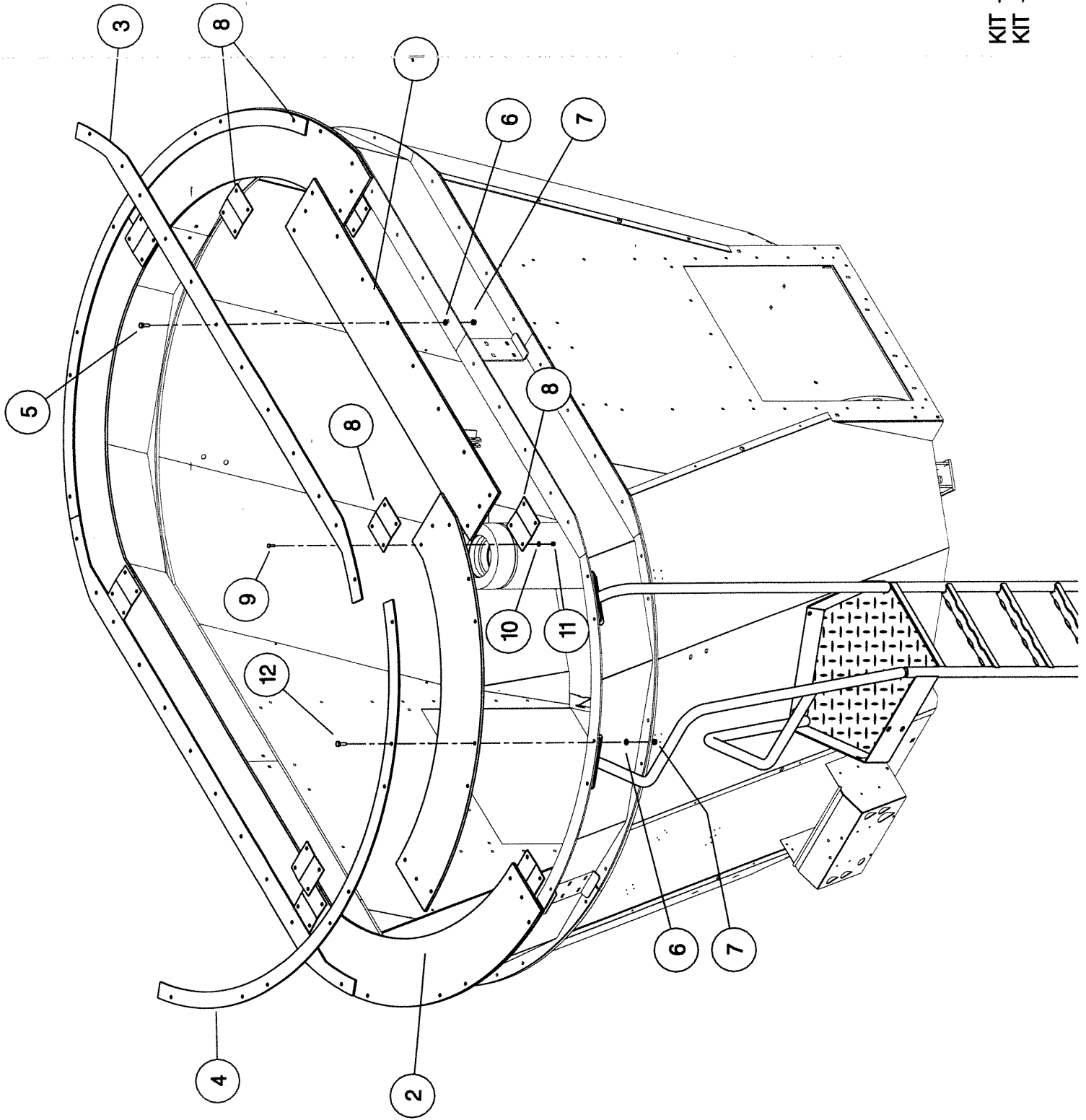
KIT - 03395
KIT - 03396

Shelbourne Reynolds Engineering Limited

KIT-03397		ASSY DESCRIPTION: 10m ³ RUBBER RETAINING KIT					
ASSY NUMBER:	KIT-03397	ASSY DESCRIPTION: 10m ³ RUBBER RETAINING KIT					
ITEM	PART NO	DESCRIPTION	QTY	ITEM	PART NO	DESCRIPTION	QTY
1	613279 01	RUBBER SECTION	2				
2	610982 01	RUBBER SECTION	4				
3	613281 01	STRAIGHT CLAMP STRIP	2				
4	613282 01	CURVED CLAMP STRIP	4				
5	HSS-0202	SETScrew	36				
6	WSH-0015	WASHER	40				
7	NUT-0265	NUT	40				
8	611051 01	CLAMP STRIP	12				
9	BLT-2700	COACHBOLT	24				
10	WSH-0012	WASHER	24				
11	NUT-0263	NUT	24				
12	BLTA10290	BOLT	4				

Shelbourne Reynolds Engineering Limited

KIT-03398		ASSY DESCRIPTION: 12m ³ RUBBER RETAINING KIT					
ASSY NUMBER:							
ITEM	PART NO	DESCRIPTION	QTY	ITEM	PART NO	DESCRIPTION	QTY
1	613280 01	RUBBER SECTION	2				
2	610982 01	RUBBER SECTION	4				
3	613277 01	STRAIGHT CLAMP STRIP	2				
4	613282 01	CURVED CLAMP STRIP	4				
5	HSS-0202	SETSCREW	36				
6	WSH-0015	WASHER	40				
7	NUT-0265	NUT	40				
8	611051 01	CLAMP STRIP	12				
9	BLT-2700	COACHBOLT	24				
10	WSH-0012	WASHER	24				
11	NUT-0263	NUT	24				
12	BLTA10290	BOLT	4				



KIT - 03397
KIT - 03398

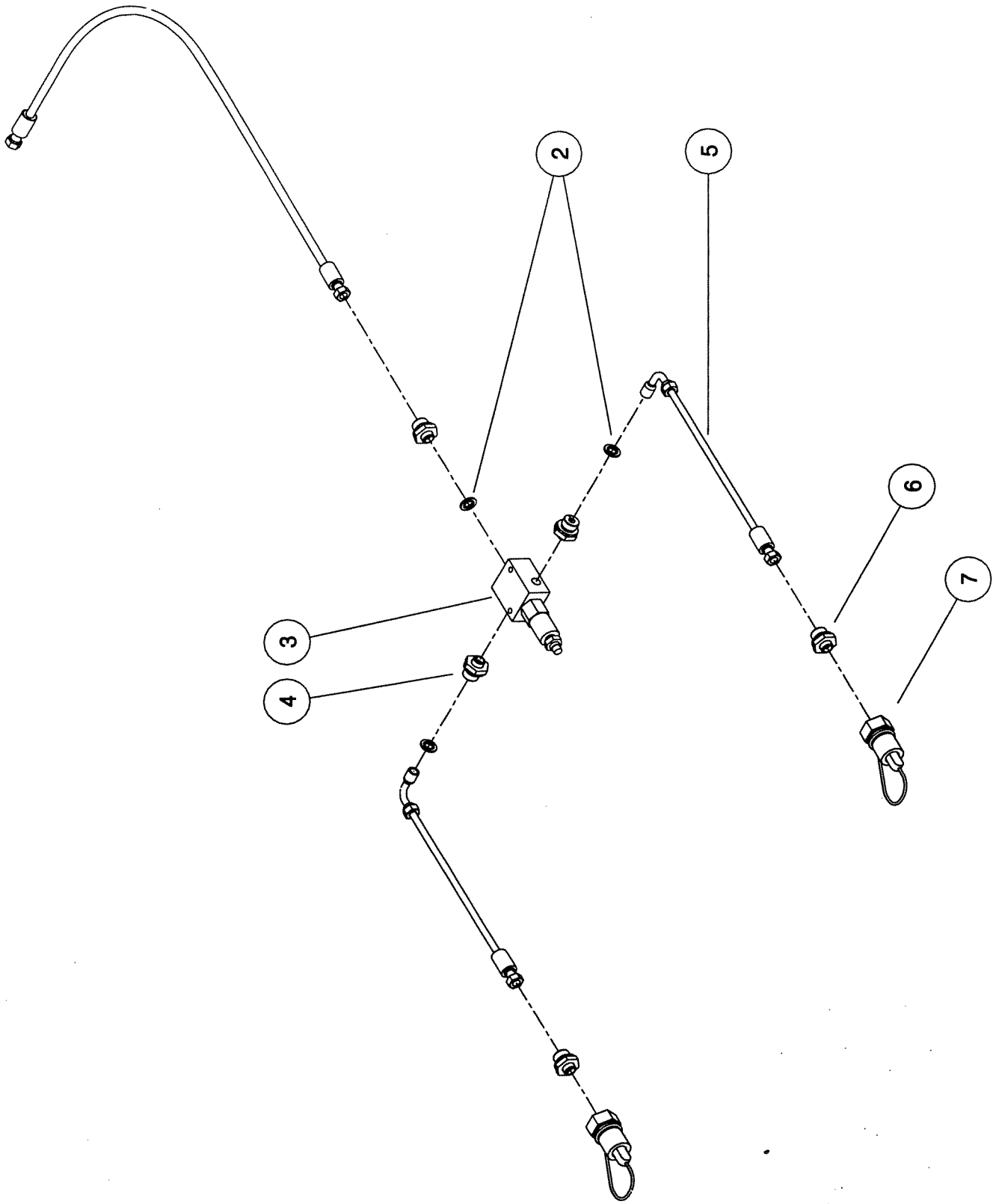
powermix

Popular

KIT OPTIONS

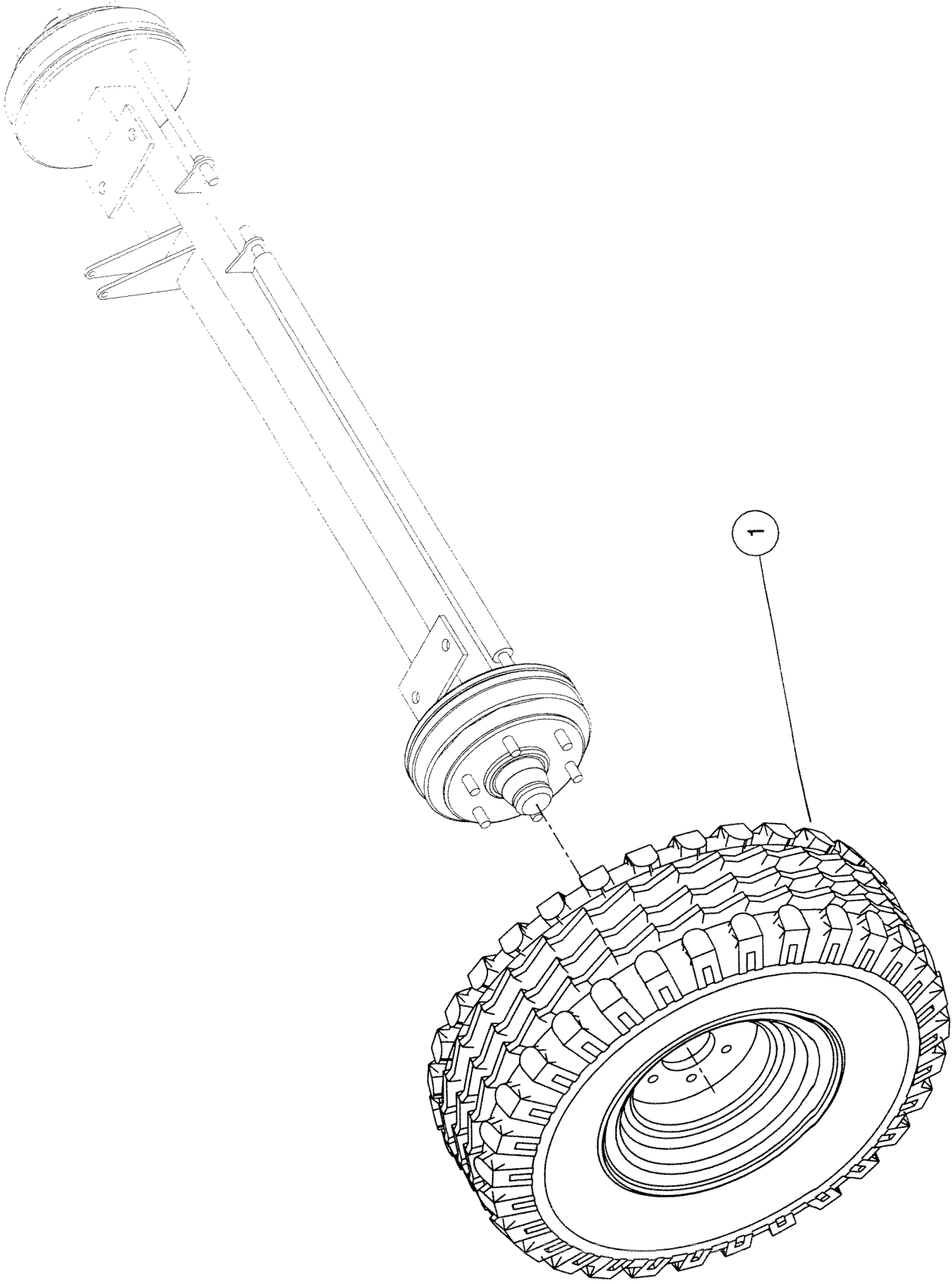
Shelbourne Reynolds Engineering Limited

KIT-02602		ASSY DESCRIPTION: BRAKE RELIEF KIT					
ASSY NUMBER:							
ITEM	PART NO	DESCRIPTION	QTY	ITEM	PART NO	DESCRIPTION	QTY
1							
2	WSH-1005	DOWTY WASHER	3				
3	HVB-22110	RELIEF VALVE	1				
4	HMA-0052	ADAPTOR	3				
5	HHBC02505	HYDRAULIC HOSE ASSY	2				
6	HMA-0055	ADAPTOR	2				
7	WSH-1015	DOWTY WASHER	2				
8	COU-0162	Q.R COUPLING	2				



Shelbourne Reynolds Engineering Limited

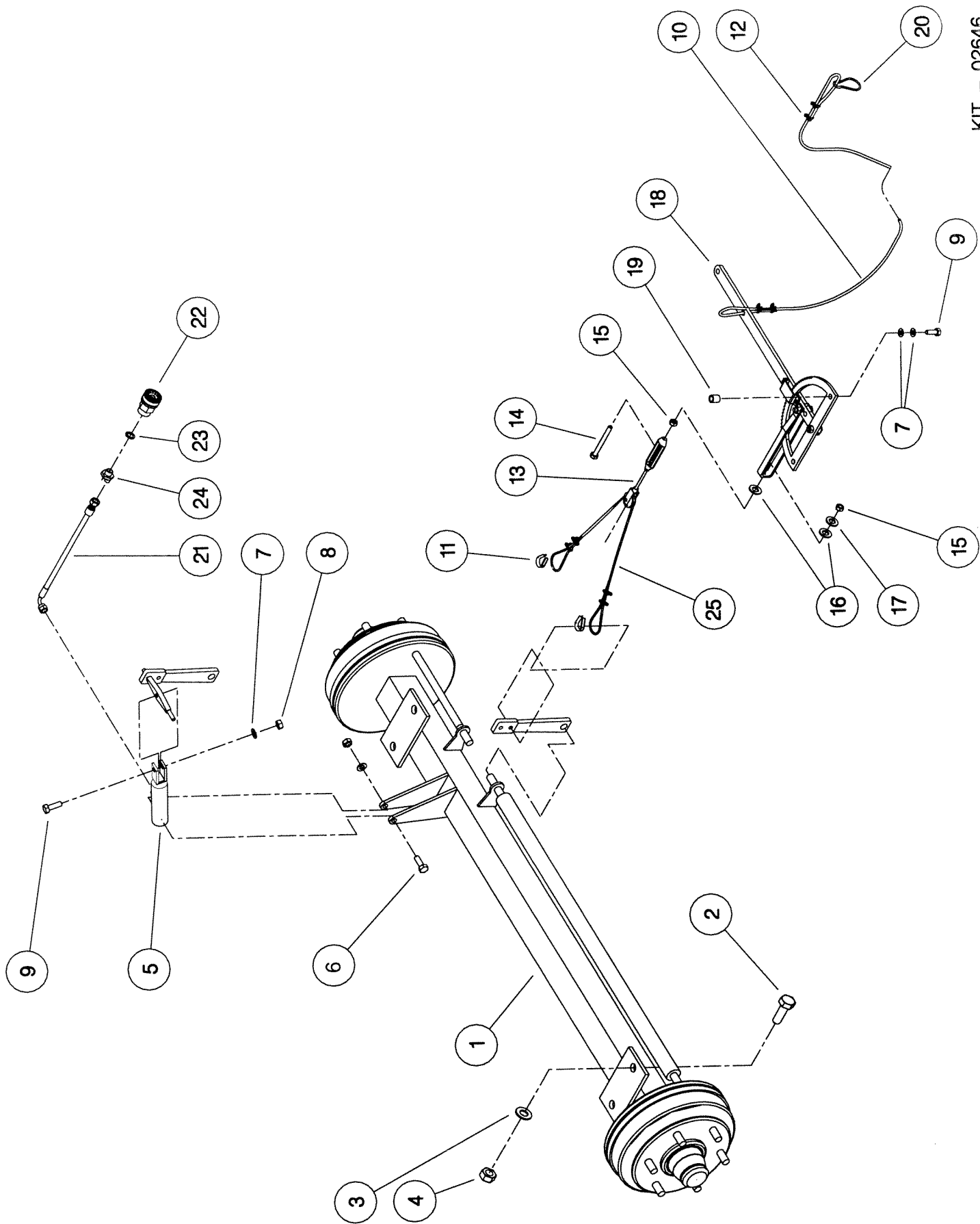
KIT-02644		ASSY DESCRIPTION: SMALL WHEEL KIT					
ASSY NUMBER:	KIT-02644	ASSY DESCRIPTION: SMALL WHEEL KIT					
ITEM	PART NO	DESCRIPTION	QTY	ITEM	PART NO	DESCRIPTION	QTY
1	WHL-01440	WHEEL & TYRE	2				



KIT - 02644 & KIT - 02647

Shelbourne Reynolds Engineering Limited

KIT-02646		ASSY DESCRIPTION: 8m ³ & 10m ³ AXLE WITH BRAKES KIT					
ASSY NUMBER:	KIT-02646	DESCRIPTION	QTY	ITEM	PART NO	DESCRIPTION	QTY
1	610987 01	AXLE W/A	1				
2	HSS-0355	SETSCREW	4				
3	WSH-0030	WASHER	4				
4	NUA02200	NUT	4				
5	590040 01	BRAKE RAM	1				
6	BLT-2267	BOLT	1				
7	WSH-0018	WASHER	6				
8	NUT-0269	NUT	2				
9	HSS-0260	SETSCREW	3				
10	WRP-00040	CABLE	4.0M				
11	WRP-01040	THIMBLE	2				
12	WRP-02040	CLAMP	8				
13	ADL-00120	ADJUSTER ASSEMBLY	1				
14	HSS-0155	SETSCREW	1				
15	NUT-0164	NUT	2				
16	WSH-0012	WASHER	2				
17	WSH-0058	WASHER	1				
18	590222 01	HANDBRAKE LEVER ASSY	1				
19	610923 01	SPACER	1				
20	WRP-03000	SNAP HOOK	2				
21	HHBC64005	HYD HOSE	1				
22	HQR-10007	HYD QUICK REL COUPLING	1				
23	WSH-1015	DOWTY WASHER	1				
24	HMA-0055	ADAPTOR	1				
25	WRP-00040	CABLE	3.0M				

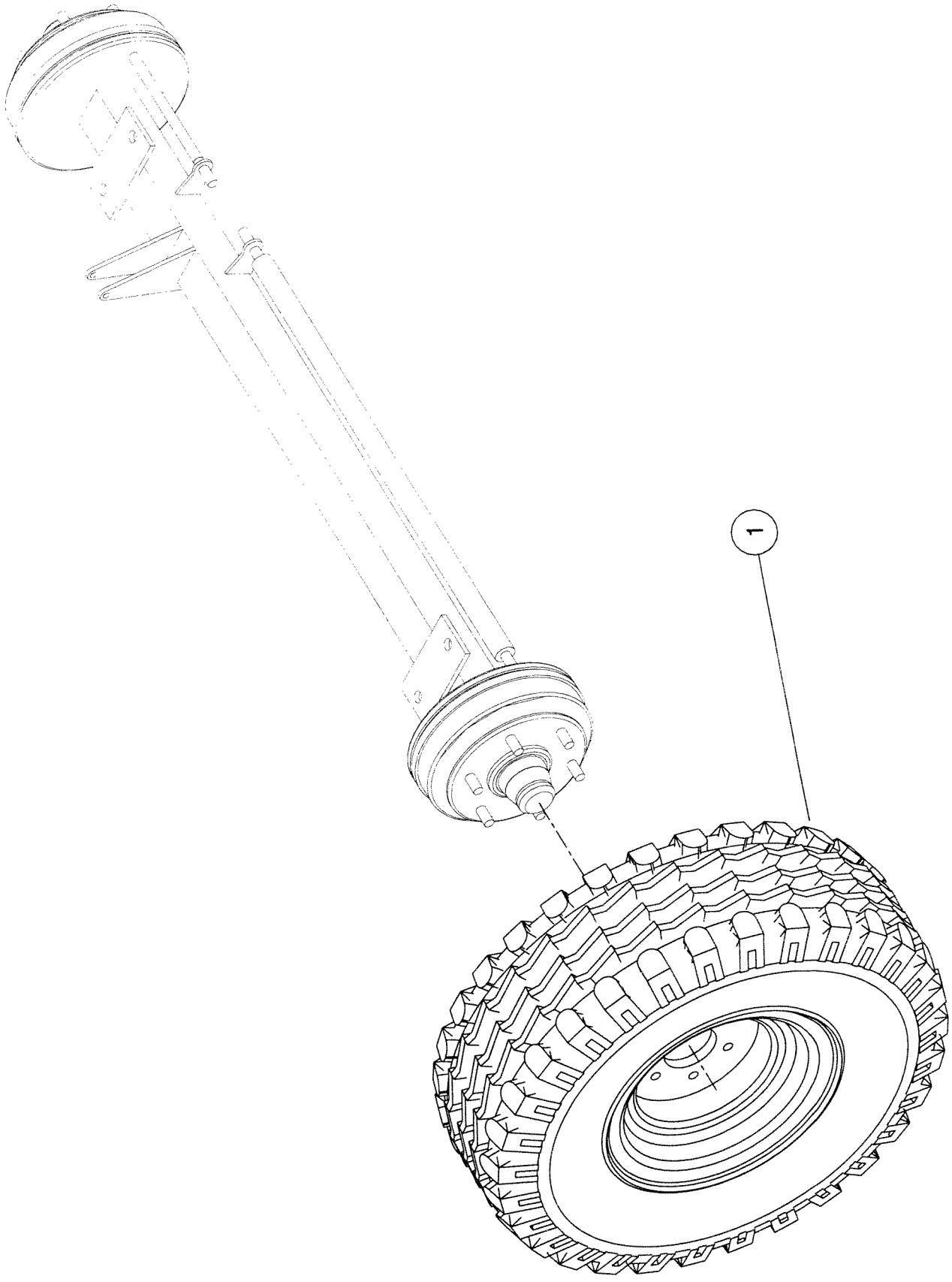


KIT - 02646

Shelbourne Reynolds Engineering Limited

ASSY NUMBER: KIT-02647 ASSY DESCRIPTION: STANDARD WHEEL KIT

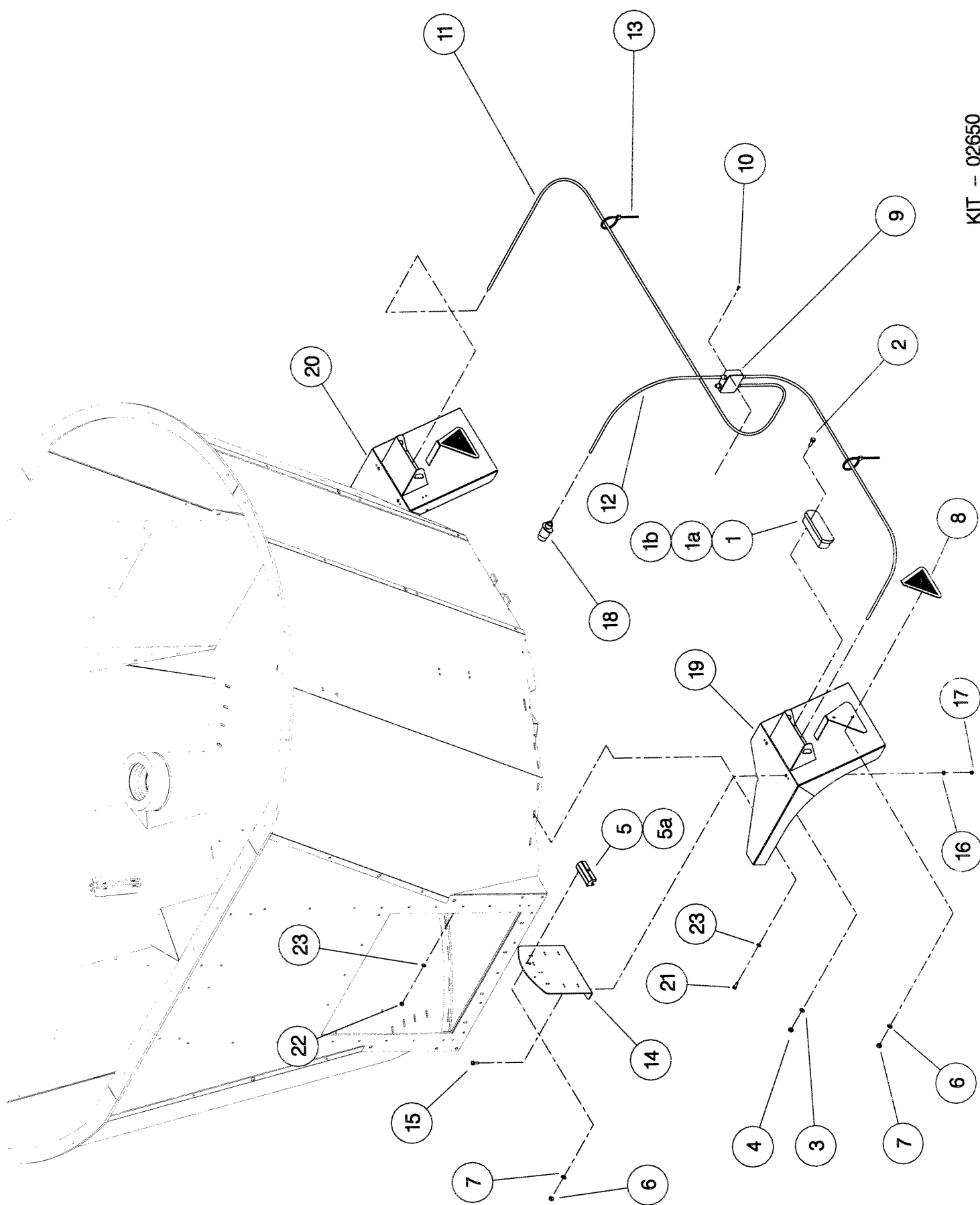
ITEM	PART NO	DESCRIPTION	QTY	ITEM	PART NO	DESCRIPTION	QTY
1	WHL-01510	WHEEL & TYRE	2				



KIT - 02644 & KIT - 02647

Shelbourne Reynolds Engineering Limited

KIT-02650		ASSY DESCRIPTION: LIGHTING KIT					
ASSY NUMBER:	KIT-02650	ASSY DESCRIPTION:	LIGHTING KIT				
ITEM	PART NO	DESCRIPTION	QTY	ITEM	PART NO	DESCRIPTION	QTY
1	LMP-0007	LIGHT UNIT	2				
1a	BLB-0015	BULB	2				
1b	BLB-0020	BULB	2				
2	HSS-0086	SETSCREW	4				
3	WSH-0009	WASHER	4				
4	NUT-0260	NUT	4				
5	LMP-0009	NO. PLATE LAMP UNIT	1				
5a	BLB-0026	BULB	2				
6	NUT-0258	NUT	6				
7	WSH-0006	WASHER	8				
8	REF-0030	REFLECTOR	2				
9	JNC-00000	JUNCTION BOX	1				
10	HSS-0070	SETSCREW	2				
11	CBL-03210	CABLE	5m				
12	CBL-03530	CABLE	8m				
13	TIE-0004	TIE WRAP	33				
14	611160 01	NUMBER PLATE BRACKET	1				
15	HSS-0145	SETSCREW	2				
16	WSH-00121	WASHER	4				
17	NUT-0263	NUT	2				
18	PLG-0005	7 PIN PLUG	1				
19	610986 01	LH MUDGUARD W/A	1				
20	610986 02	RH MUDGUARD W/A	1				
21	HSS-0140	SETSCREW	10				
22	NUT-0263	NUT	10				
23	WSH-0012	WASHER	20				



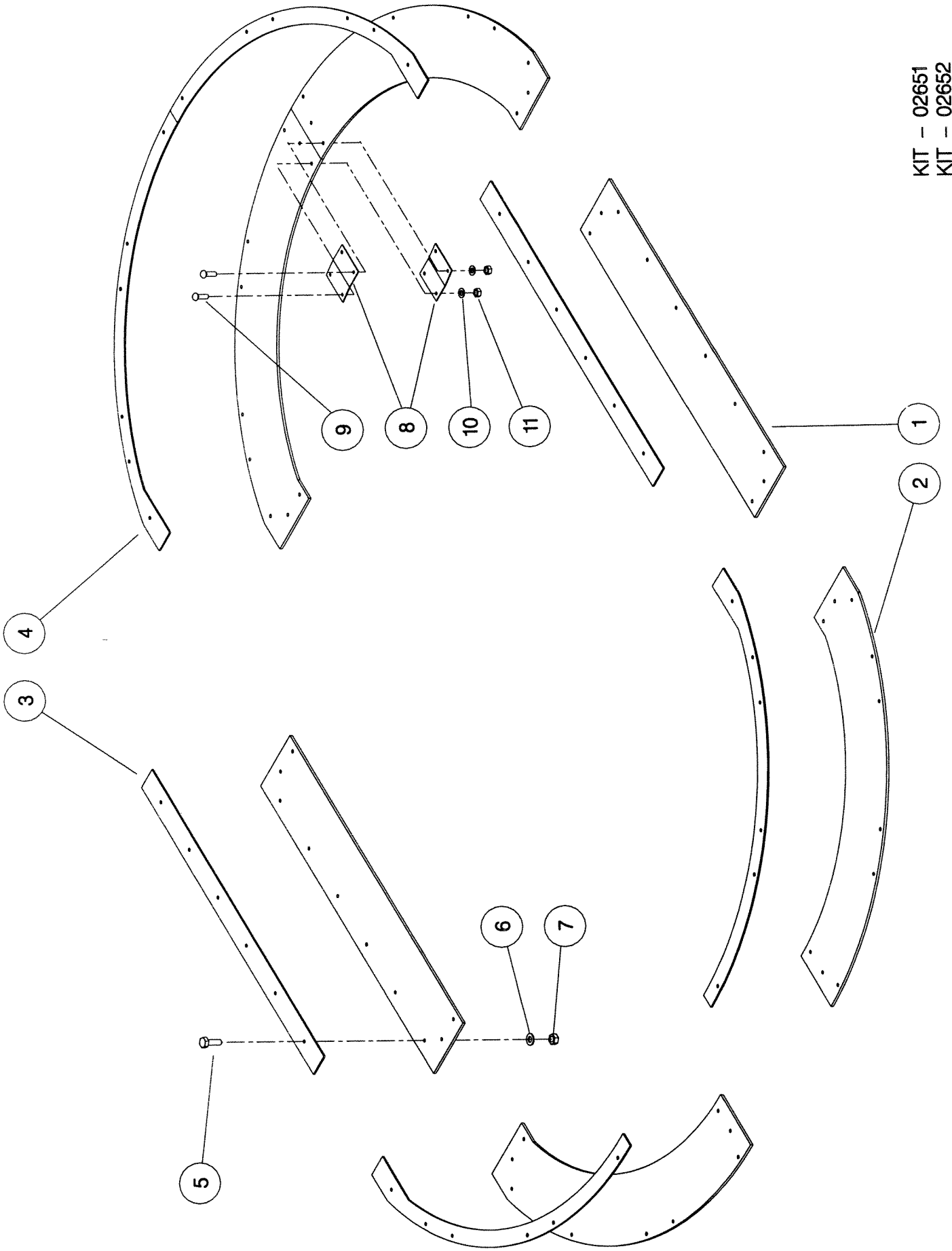
KIT -- 02650

Shelbourne Reynolds Engineering Limited

KIT-02651		ASSY DESCRIPTION: 8m ³ RUBBER RETAINING KIT					
ASSY NUMBER:	KIT-02651	ASSY DESCRIPTION: 8m ³ RUBBER RETAINING KIT					
ITEM	PART NO	DESCRIPTION	QTY	ITEM	PART NO	DESCRIPTION	QTY
1	611025 01	RUBBER SECTION	2				
2	610982 01	RUBBER SECTION	4				
3	611029 01	STRAIGHT CLAMP STRIP	2				
4	610979 01	CURVED CLAMP STRIP	4				
5	BLTA10290	SETSCREW	36				
6	WSH-0015	WASHER	36				
7	NUT-0265	NUT	36				
8	611051 01	CLAMP STRIP	12				
9	BLT-2700	COACHBOLT	24				
10	WSH-0012	WASHER	24				
11	NUT-0263	NUT	24				

Shelbourne Reynolds Engineering Limited

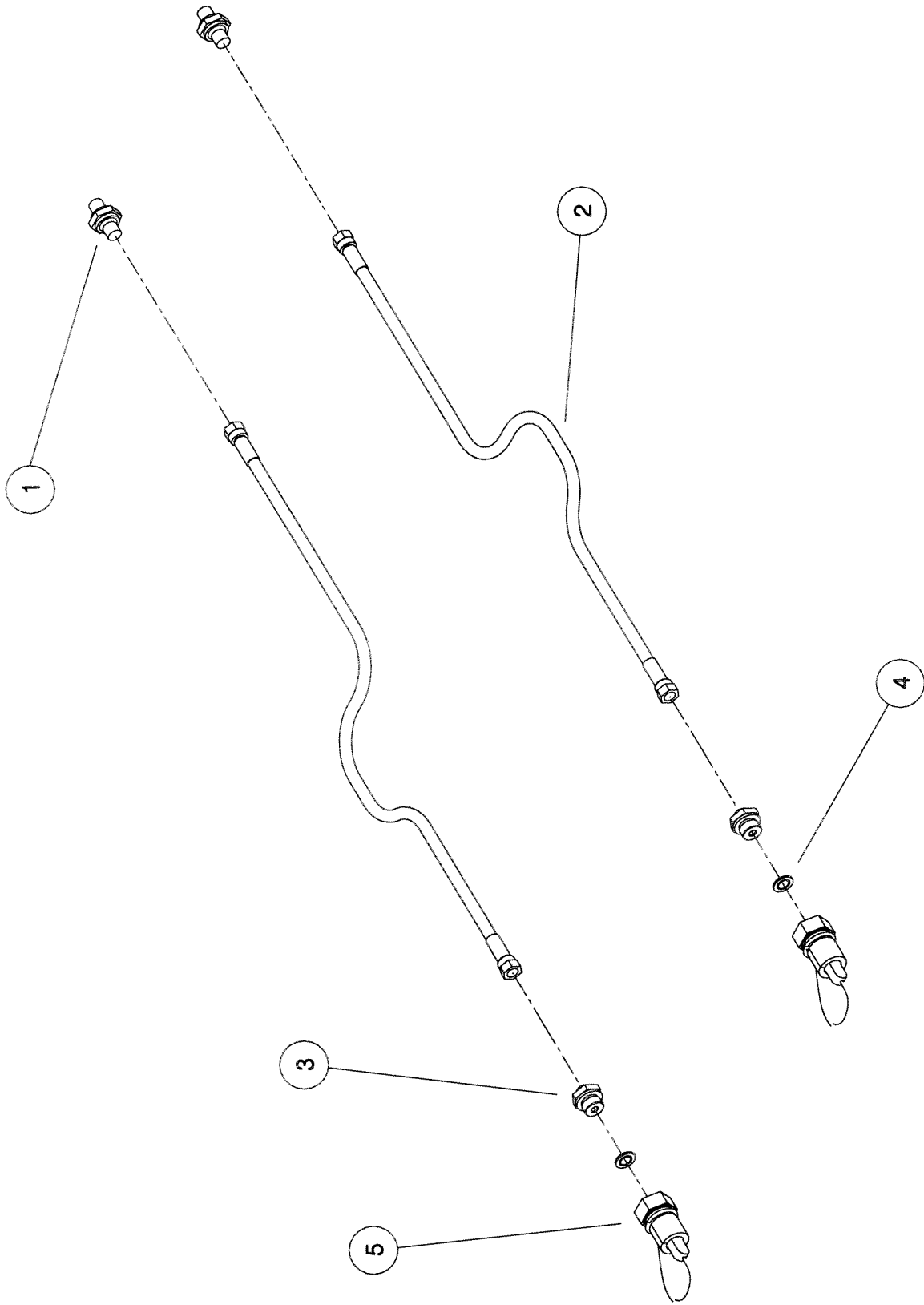
KIT-02652		ASSY DESCRIPTION: 10m ³ RUBBER RETAINING KIT					
ASSY NUMBER:							
ITEM	PART NO	DESCRIPTION	QTY	ITEM	PART NO	DESCRIPTION	QTY
1	610983 01	RUBBER SECTION	2				
2	610982 01	RUBBER SECTION	4				
3	610978 01	STRAIGHT CLAMP STRIP	2				
4	610979 01	CURVED CLAMP STRIP	4				
5	BLTA10290	SETScrew	38				
6	WSH-0015	WASHER	38				
7	NUT-0265	NUT	38				
8	611051 01	CLAMP STRIP	12				
9	BLT-2700	COACHBOLT	24				
10	WSH-0012	WASHER	24				
11	NUT-0263	NUT	24				



KIT - 02651
KIT - 02652

Shelbourne Reynolds Engineering Limited

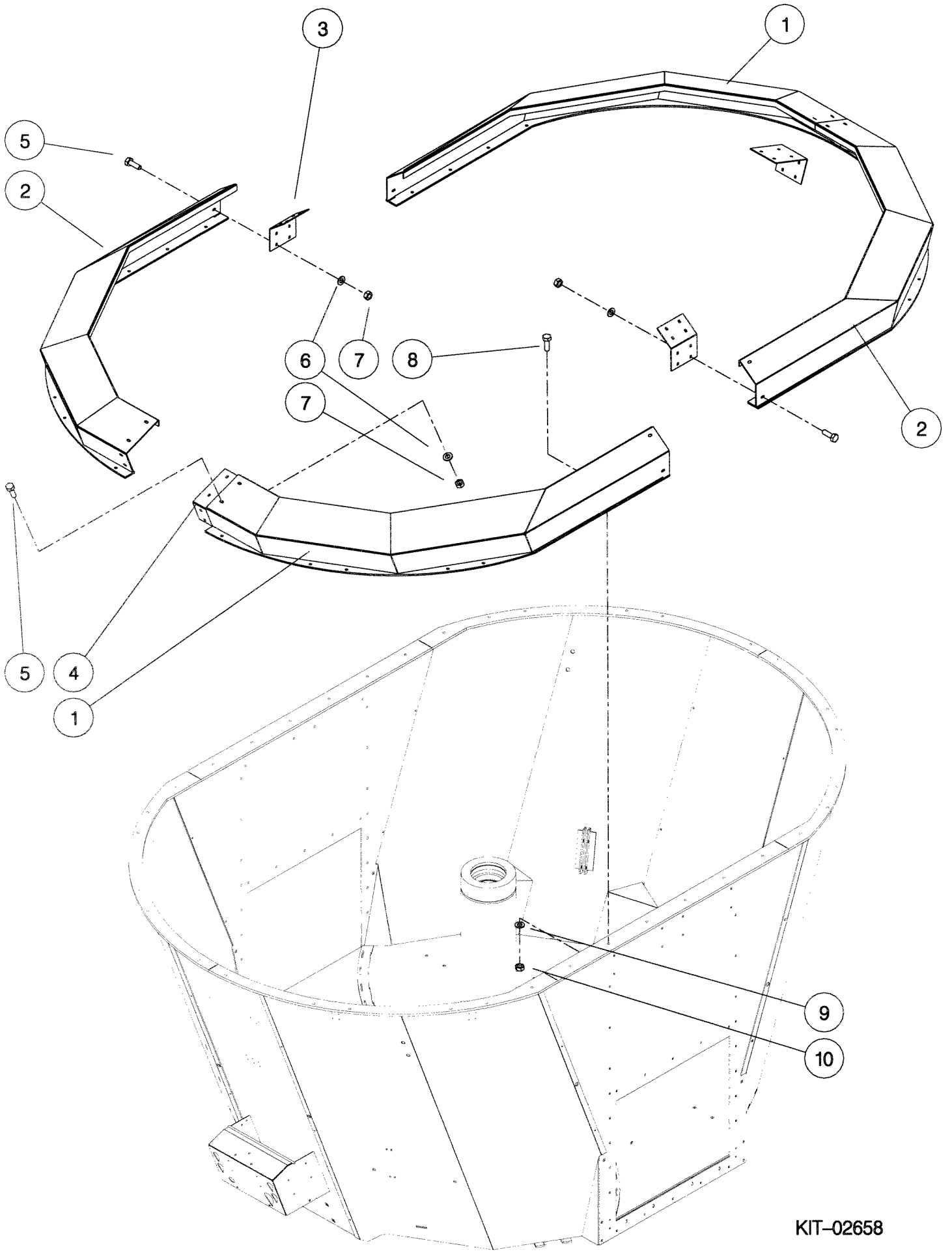
ASSY NUMBER: KIT-02654		ASSY DESCRIPTION: DIRECT TRACTOR HYDRAULICS KIT					
ITEM	PART NO	DESCRIPTION	QTY	ITEM	PART NO	DESCRIPTION	QTY
1	HMA-0052	M/M ADAPTOR	2				
2	HHAC13005	HOSE ASSY	2				
3	HMA-0055	M/M ADAPTOR	2				
4	WSH-1015	DOWTY WASHER	2				
5	COU-0162	QUICK REL COUPLING	2				



KIT - 02654

Shelbourne Reynolds Engineering Limited

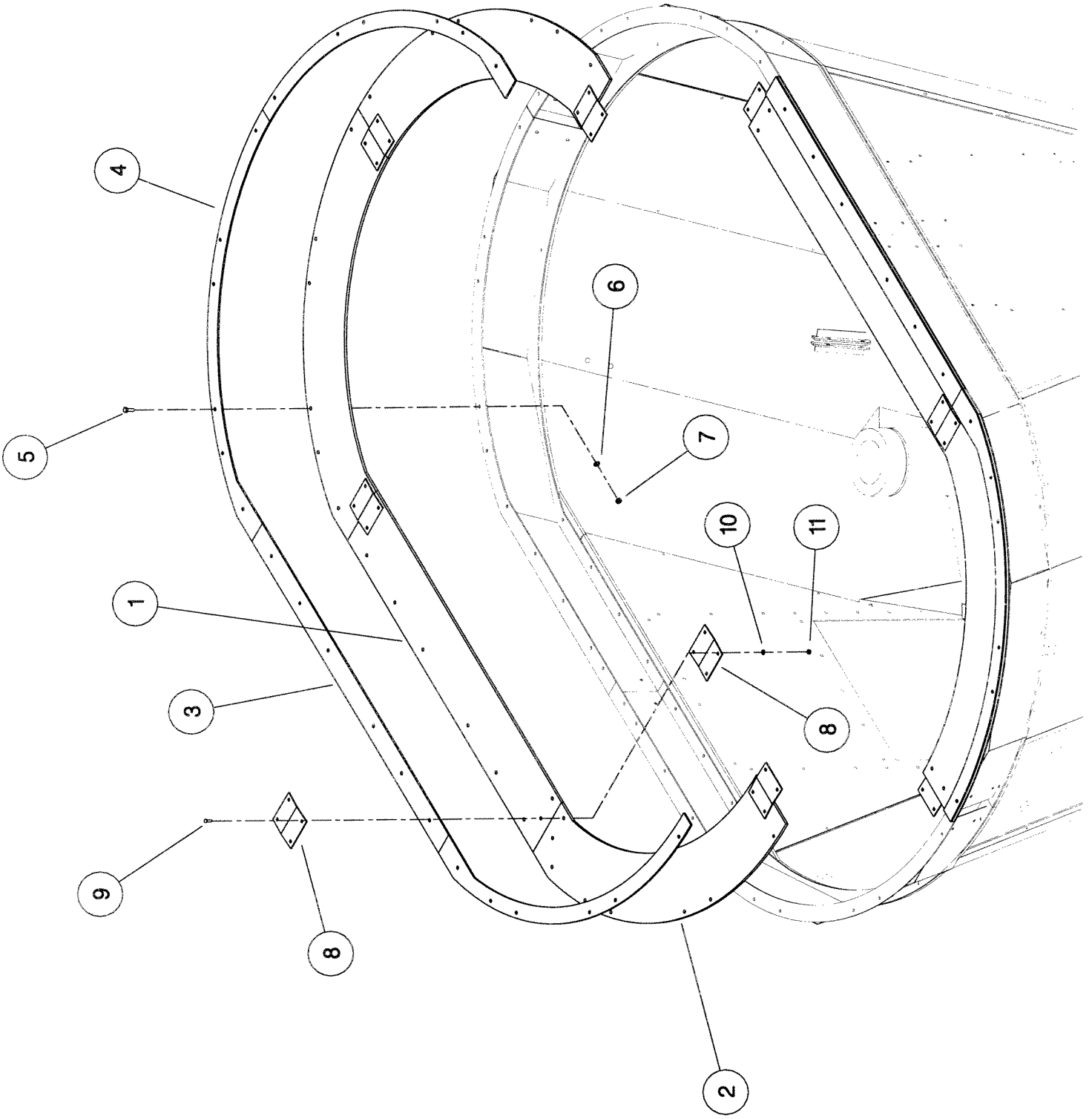
KIT-02658		ASSY DESCRIPTION: AMERICAN EXTENSION SIDES KIT					
ASSY NUMBER:	KIT-02658	ASSY DESCRIPTION: AMERICAN EXTENSION SIDES KIT					
ITEM	PART NO	DESCRIPTION	QTY	ITEM	PART NO	DESCRIPTION	QTY
1	611187 01	RH EXTENSION SIDE	2				
2	611187 02	LH EXTENSION SIDE	2				
3	611190 01	JOINER PLATE	2				
4	611188 01	JOINER PLATE	2				
5	BLTF08173	COACHBOLT	32				
6	WSH-0012	WASHER	32				
7	NUT-0263	NUT	32				
8	HSS-0198	SETSCREW	36				
9	WSH-0015	WASHER	36				
10	NUT-0265	NUT	36				



KIT-02658

Shelbourne Reynolds Engineering Limited

KIT-02660		ASSY DESCRIPTION: RUBBER RETAINER KIT (200mm EXT. SIDES)					
ASSY NUMBER:	KIT-02660	ASSY DESCRIPTION: RUBBER RETAINER KIT (200mm EXT. SIDES)					
ITEM	PART NO	DESCRIPTION	QTY	ITEM	PART NO	DESCRIPTION	QTY
1	611196 01	STRAIGHT RUBBER SECTION	2				
2	610982 01	CURVED RUBBER SECTION	4				
3	611197 01	STRAIGHT CLAMP STRIP	2				
4	610979 01	CURVED CLAMP STRIP	4				
5	BLTA10290	SETScrew	36				
6	WSH-0015	PLAIN WASHER	36				
7	NUT-0265	NYLOC NUT	36				
8	611051 01	CLAMP STRIP	12				
9	BLT-2700	COACH BOLT	24				
10	WSH-0012	PLAIN WASHER	24				
11	NUT-0263	NYLOC NUT	24				

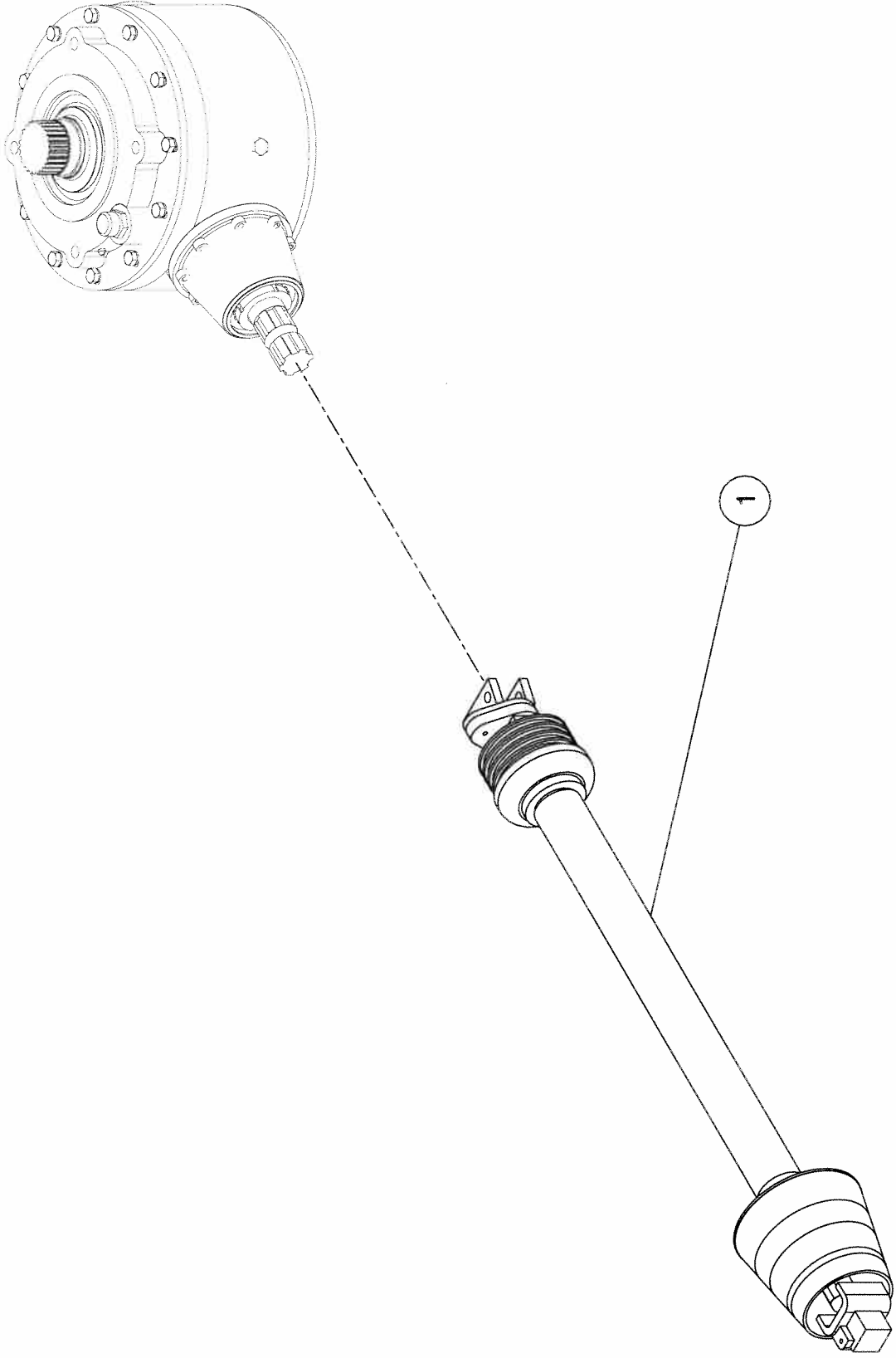


Shelbourne Reynolds Engineering Limited

KIT-02661		ASSY DESCRIPTION: PTO SHAFT KIT (UK & EUROPE)					
ASSY NUMBER:	KIT-02661	ASSY DESCRIPTION: PTO SHAFT KIT (UK & EUROPE)					
ITEM	PART NO	DESCRIPTION	QTY	ITEM	PART NO	DESCRIPTION	QTY
1	PTO-19002	PTO SHAFT	1				

Shelbourne Reynolds Engineering Limited

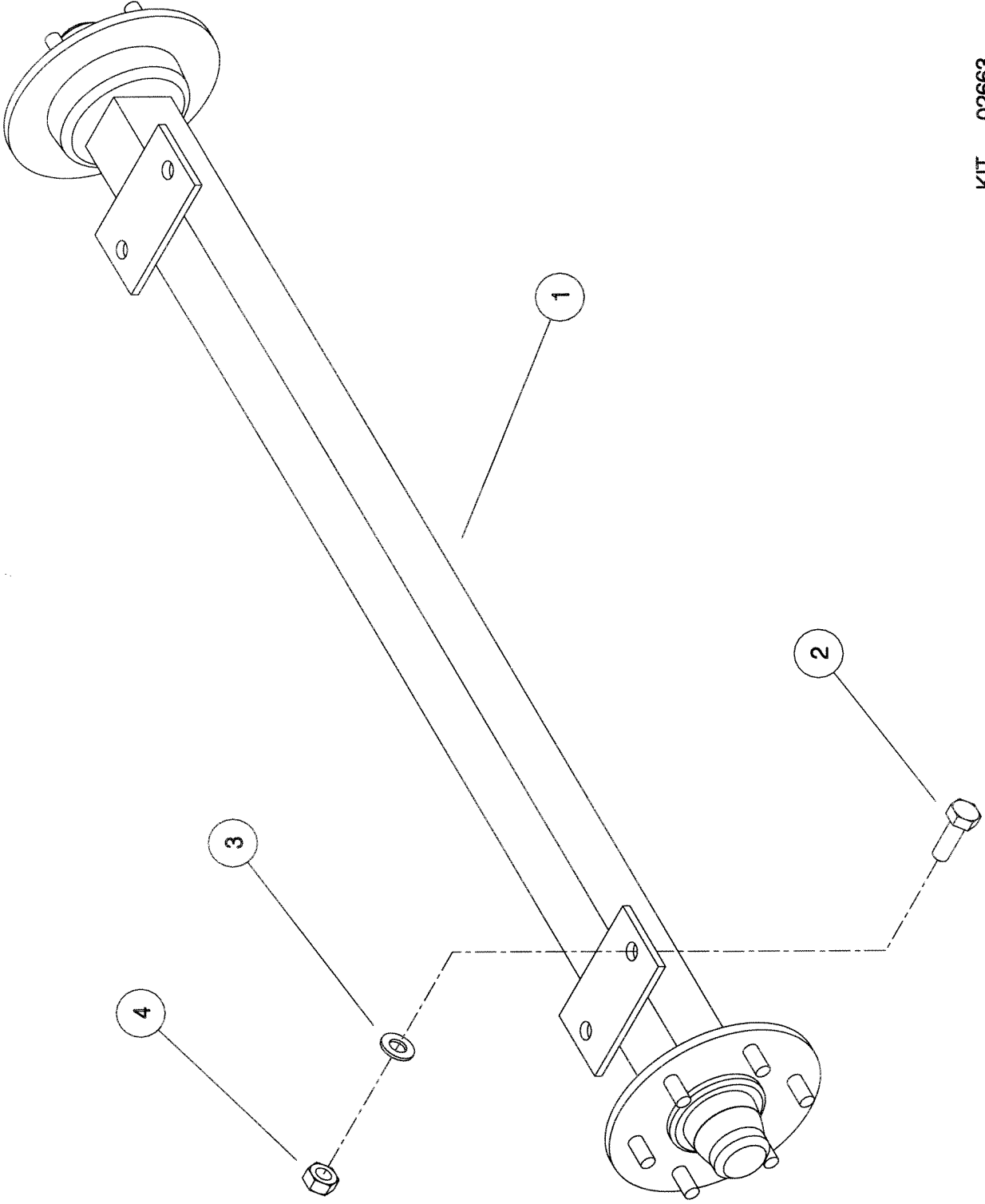
ASSY NUMBER: KIT-02662		ASSY DESCRIPTION: PTO SHAFT KIT (AMERICAN/CANADIAN)					
ITEM	PART NO	DESCRIPTION	QTY	ITEM	PART NO	DESCRIPTION	QTY
1	PTO-19003	PTO SHAFT	1				



KIT - 2661 & KIT - 02662

Shelbourne Reynolds Engineering Limited

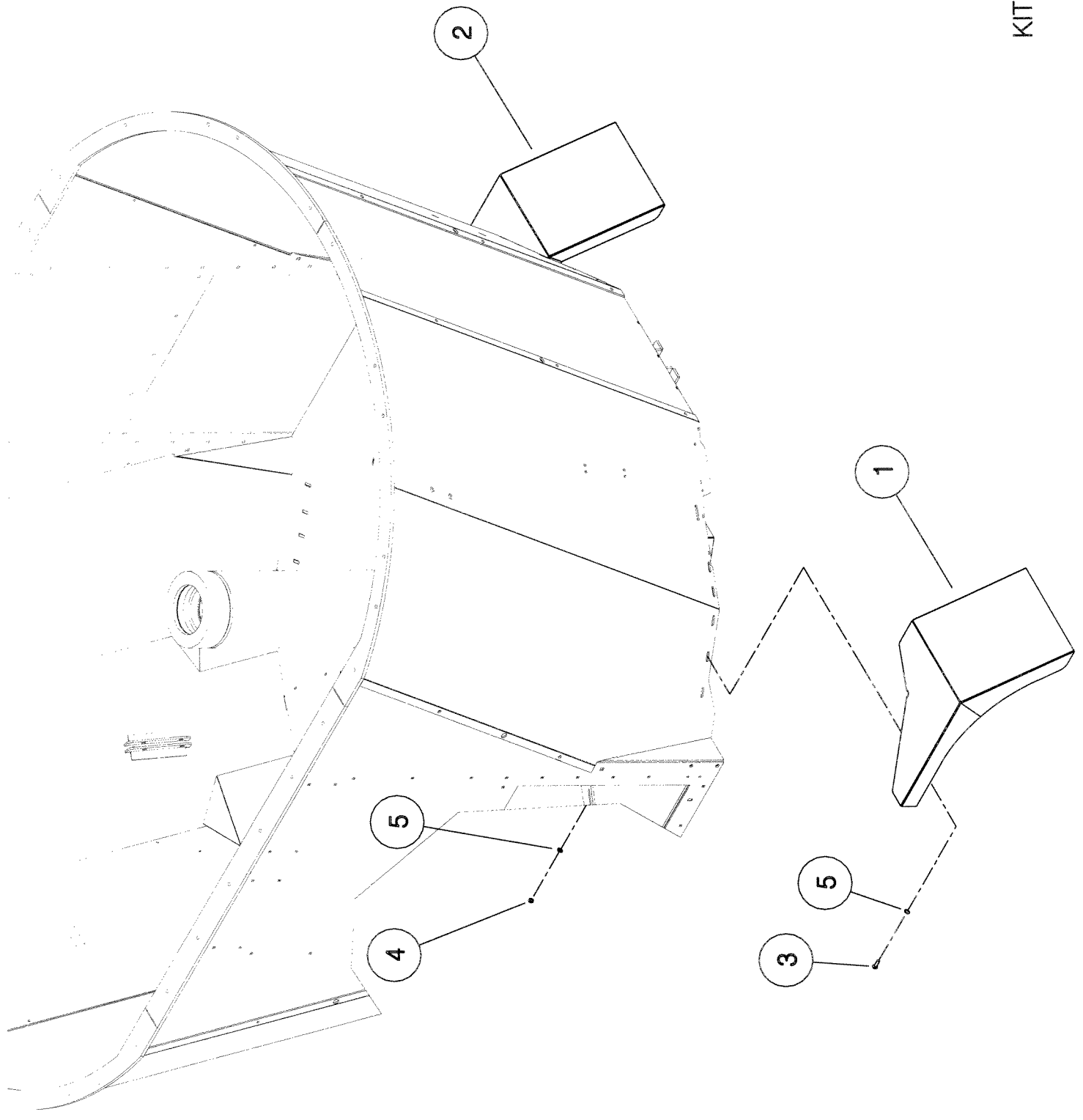
KIT-02663		ASSY DESCRIPTION: AXLE WITH NO BRAKES KIT					
ASSY NUMBER:	KIT-02663	ASSY DESCRIPTION: AXLE WITH NO BRAKES KIT					
ITEM	PART NO	DESCRIPTION	QTY	ITEM	PART NO	DESCRIPTION	QTY
1	611205 01	AXLE W/A	1				
2	HSS-0355	SETSCREW	4				
3	WSH-0030	WASHER	4				
4	NUTA02200	NUT	4				



KIT - 02663

Shelbourne Reynolds Engineering Limited

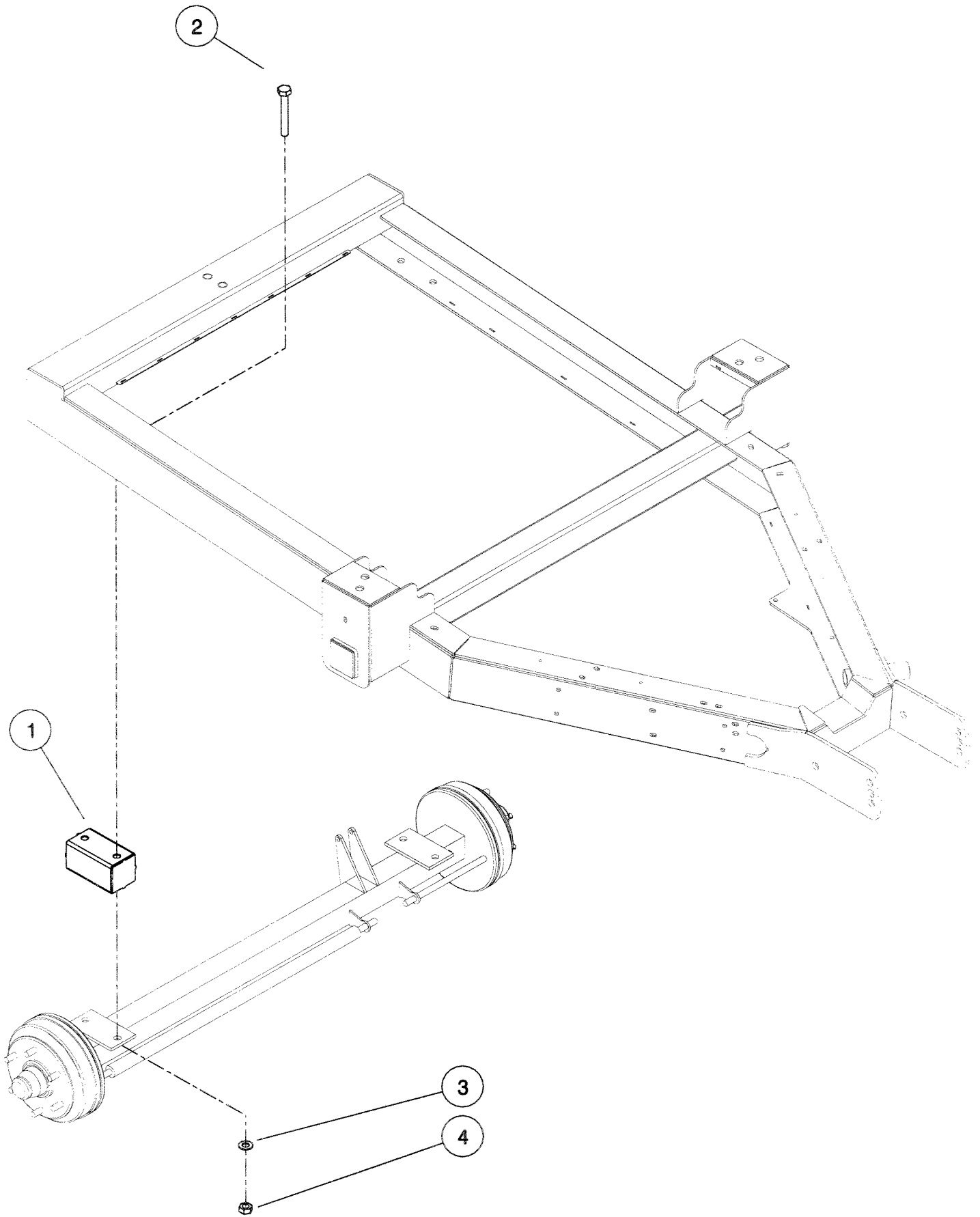
ASSY NUMBER: KIT-02670		ASSY DESCRIPTION: MUDGUARDS KIT					
ITEM	PART NO	DESCRIPTION	QTY	ITEM	PART NO	DESCRIPTION	QTY
1	611234 01	LH MUDGUARD W/A	1				
2	611234 02	RH MUDGUARD W/A	1				
3	HSS-0140	SETSCREW	10				
4	NUT-0263	NUT	10				
5	WSH-0012	WASHER	20				



KIT - 02670

Shelbourne Reynolds Engineering Limited

KIT-02677		ASSY DESCRIPTION: 4" TUB RAISE KIT				
ASSY NUMBER:						
ITEM	PART NO	DESCRIPTION	QTY	ITEM	PART NO	DESCRIPTION
1	611345 01	EXTENSION BLOCK W/A	2			
2	BLT-2375	BOLT	4			
3	WSH-0030	PLAIN WASHER	4			
4	NUTA02200	NUT	4			



KIT-02677

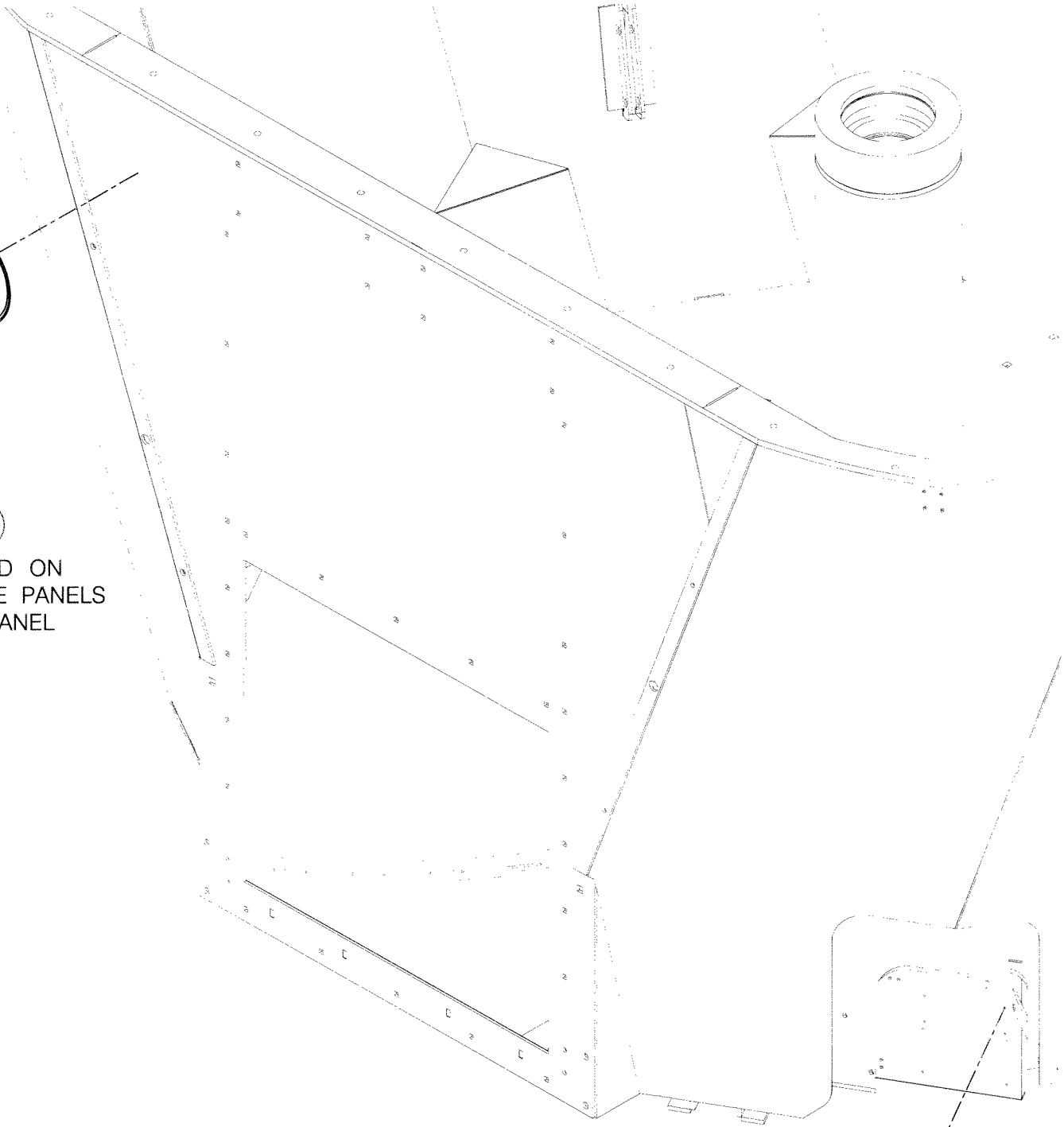
Shelbourne Reynolds Engineering Limited

KIT-02681		ASSY DESCRIPTION: TUV TRANSFER KIT					
ITEM	PART NO	DESCRIPTION	QTY	ITEM	PART NO	DESCRIPTION	QTY
1	TNF-0201	TUV SERIAL NUMBER PLATE	1				
2	611033 01	25KPH EMBLEM	3				
3	POP-0006	POP RIVET	4				

25

2

POSITIONED ON
BOTH SIDE PANELS
& REAR PANEL



1

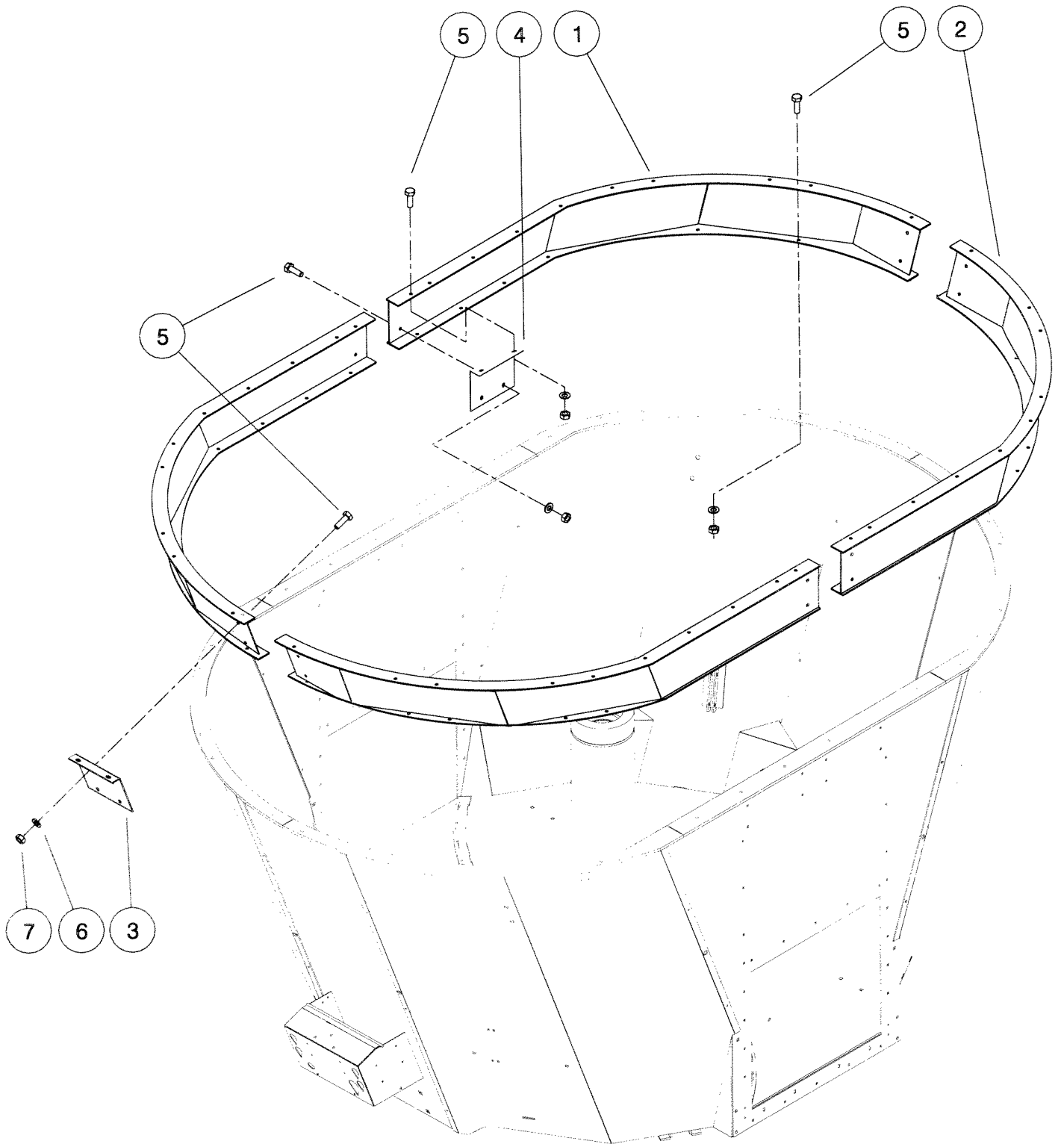


3



Shelbourne Reynolds Engineering Limited

KIT-02682		ASSY DESCRIPTION: 8m ³ - 200mm EXTENSION SIDES					
ASSY NUMBER:							
ITEM	PART NO	DESCRIPTION	QTY	ITEM	PART NO	DESCRIPTION	QTY
1	611194 01	LH EXTENSION SIDE	2				
2	611194 02	RH EXTENSION SIDE	2				
3	611195 01	JOINER PLATE	2				
4	611198 01	JOINER PLATE	2				
5	HSS-0198	SET SCREW	60				
6	WSH-0015	PLAIN WASHER	60				
7	NUT-0265	NYLOC NUT	60				

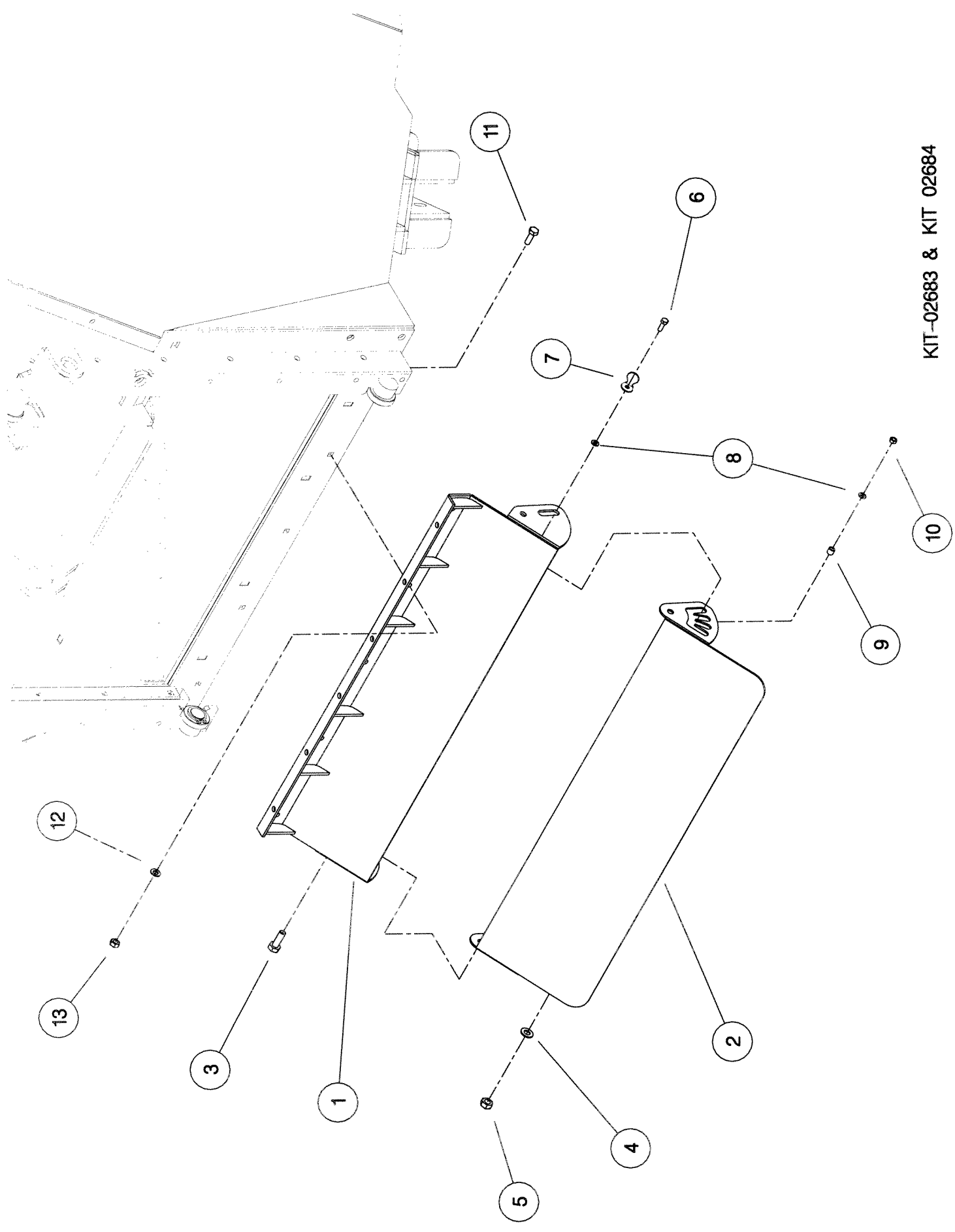


Shelbourne Reynolds Engineering Limited

KIT-02683		ASSY DESCRIPTION: DOOR CHUTE KIT				
ASSY NUMBER:	KIT-02683	ASSY DESCRIPTION: DOOR CHUTE KIT				
ITEM	PART NO	DESCRIPTION	QTY	ITEM	PART NO	DESCRIPTION
1	611363 01	BOTTOM SEAL PLATE W/A	1			
2	611365 01	BIB PLATE	1			
3	HSS-0191	COACHBOLT	2			
4	WSH-0015	PLAIN WASHER	2			
5	NUT-0265	NYLOC NUT	2			
6	HSS-0092	SETSCREW	1			
7	611059 01	ADJUSTER	1			
8	WSH-1036	PENNY WASHER	2			
9	611130 01	SPACER	1			
10	NUT-0260	NYLOC NUT	1			
11	BLTF08173	SETSCREW	5			
12	WSH-0012	PLAIN WASHER	5			
13	NUT-0263	NYLOC NUT	5			

Shelbourne Reynolds Engineering Limited

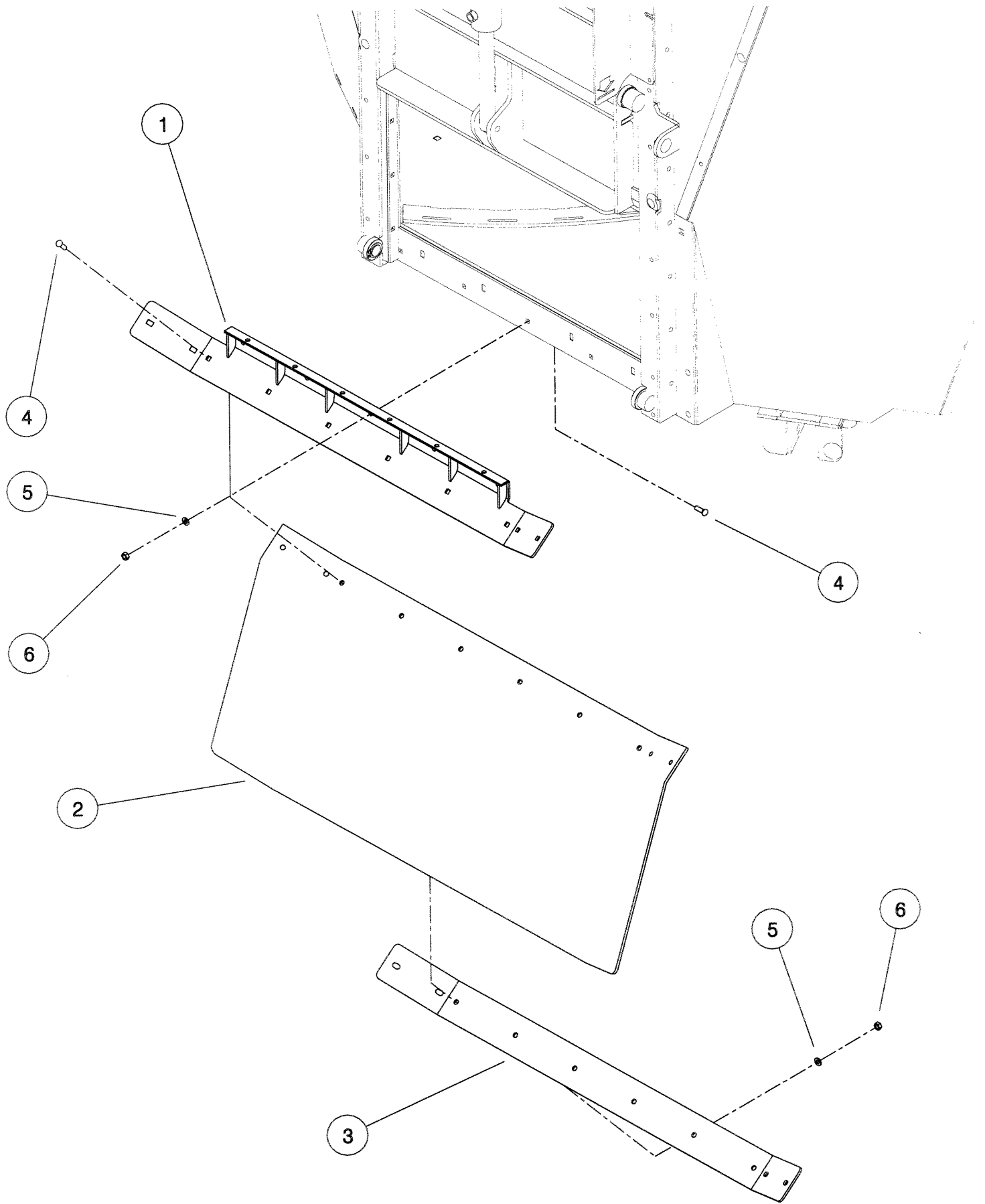
KIT-02684		ASSY DESCRIPTION: DOOR CHUTE KIT				
ASSY NUMBER:						
ITEM	PART NO	DESCRIPTION	QTY	ITEM	PART NO	DESCRIPTION
1	610938 01	BOTTOM SEAL PLATE W/A	1			
2	611058 01	BIB PLATE	1			
3	HSS-0191	SETSCREW	2			
4	WSH-0015	PLAIN WASHER	2			
5	NUT-0265	NYLOC NUT	2			
6	HSS-0092	SETSCREW	1			
7	611059 01	ADJUSTER	1			
8	WSH-1036	PENNY WASHER	2			
9	611130 01	SPACER	1			
10	NUT-0260	NYLOC NUT	1			
11	BLTF08173	COACHBOLT	5			
12	WSH-0012	PLAIN WASHER	5			
13	NUT-0263	NYLOC NUT	5			



KIT-02683 & KIT 02684

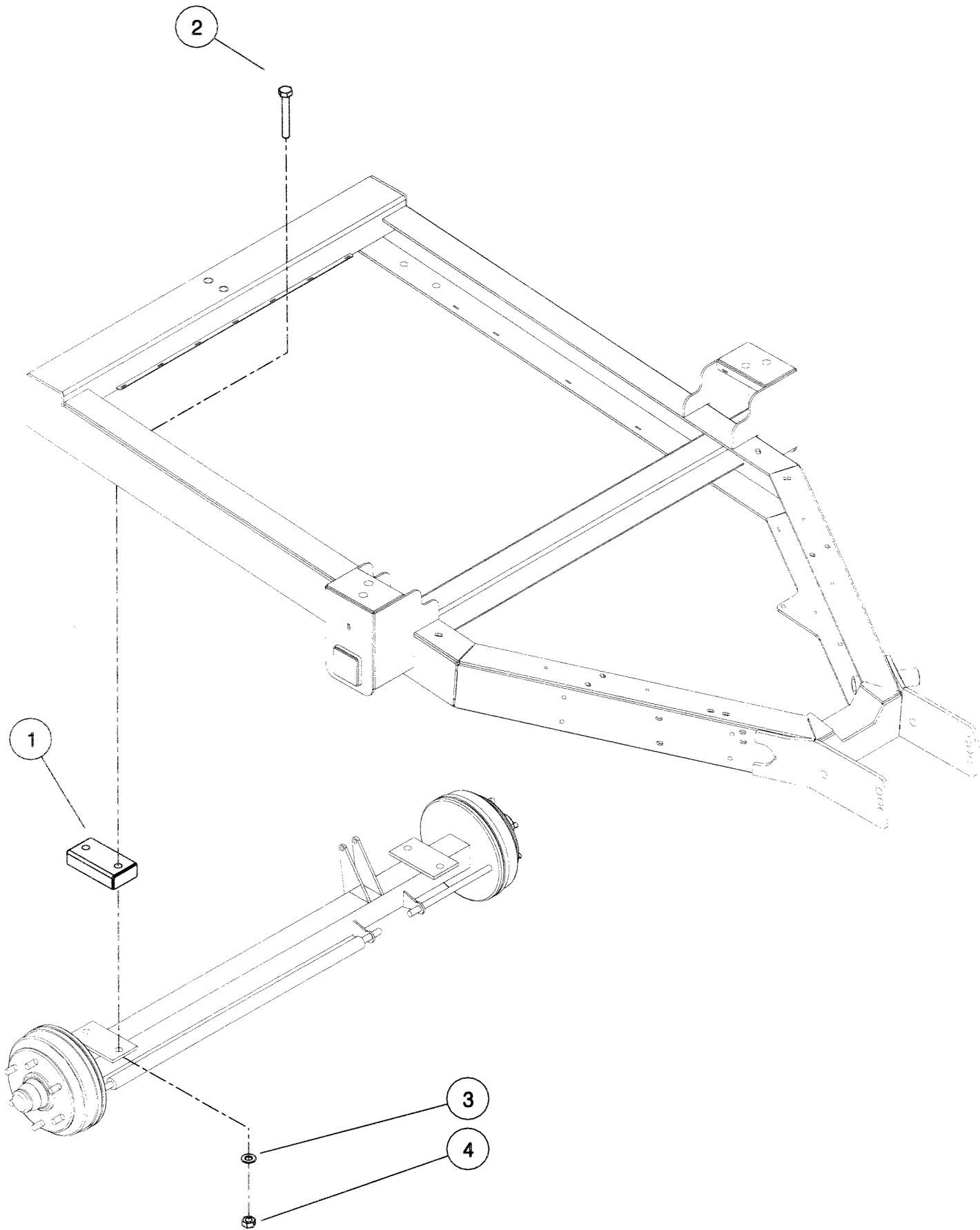
Shelbourne Reynolds Engineering Limited

KIT-02698		ASSY DESCRIPTION: RUBBER DOOR CHUTE KIT				
ASSY NUMBER:	PART NO	DESCRIPTION	QTY	ITEM	PART NO	DESCRIPTION
1	611493 01	RUBBER CHUTE SEAL PLATE W/A	1			
2	611491 01	RUBBER CHUTE	1			
3	611492 01	CLAMP STRIP	1			
4	BLTF08173	COACHBOLT	15			
5	WSH-0012	PLAIN WASHER	15			
6	NUT-0263	NYLOC NUT	15			



Shelbourne Reynolds Engineering Limited

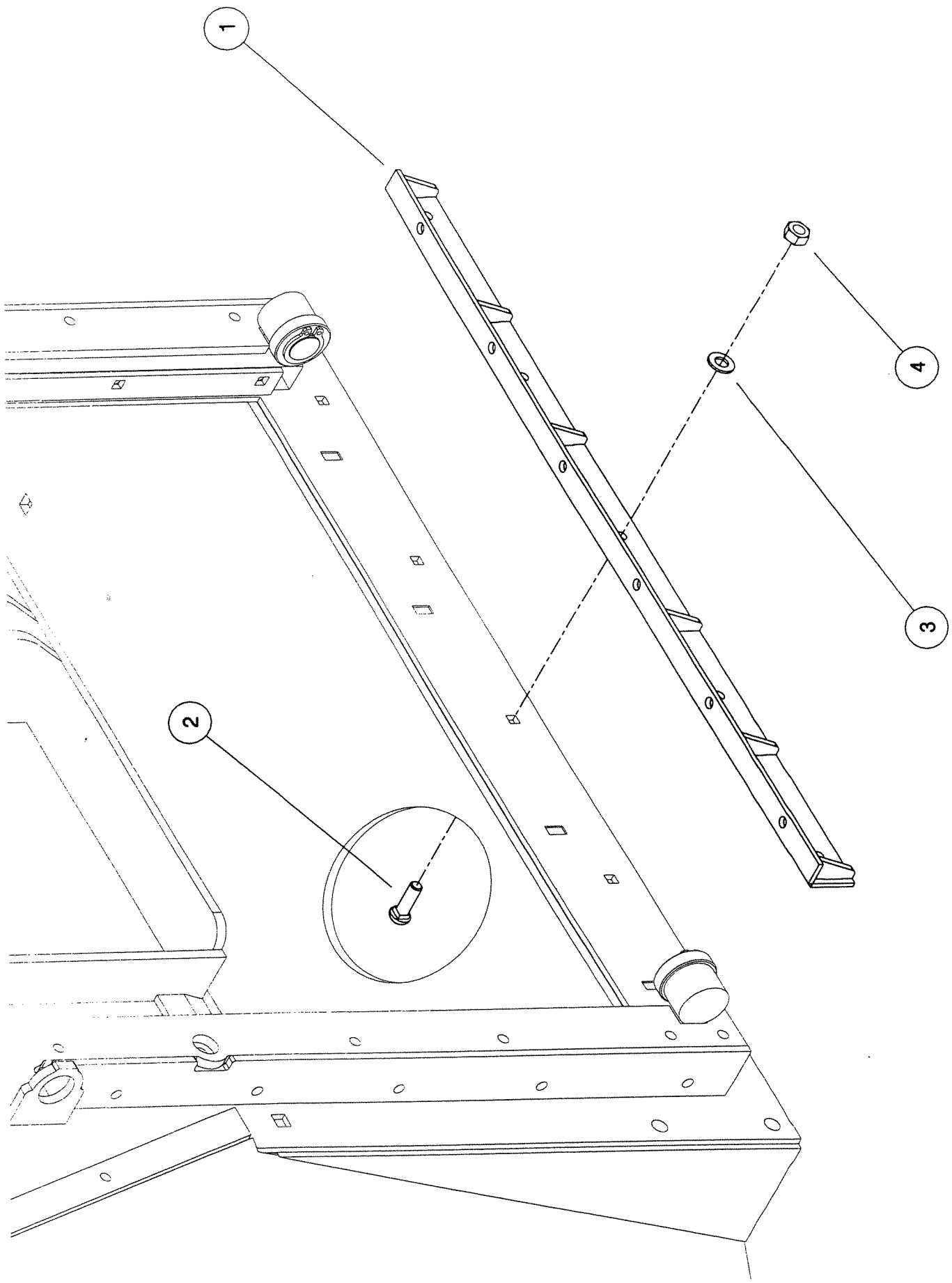
KIT-02699		ASSY DESCRIPTION: 2" TUB RAISE KIT				
ASSY NUMBER:						
ITEM	PART NO	DESCRIPTION	QTY	ITEM	PART NO	DESCRIPTION
1	611497 01	EXTENSION BLOCK W/A	2			
2	BLTA20560	BOLT	4			
3	WSH-0030	PLAIN WASHER	4			
4	NUTA02200	NUT	4			



KIT-02699

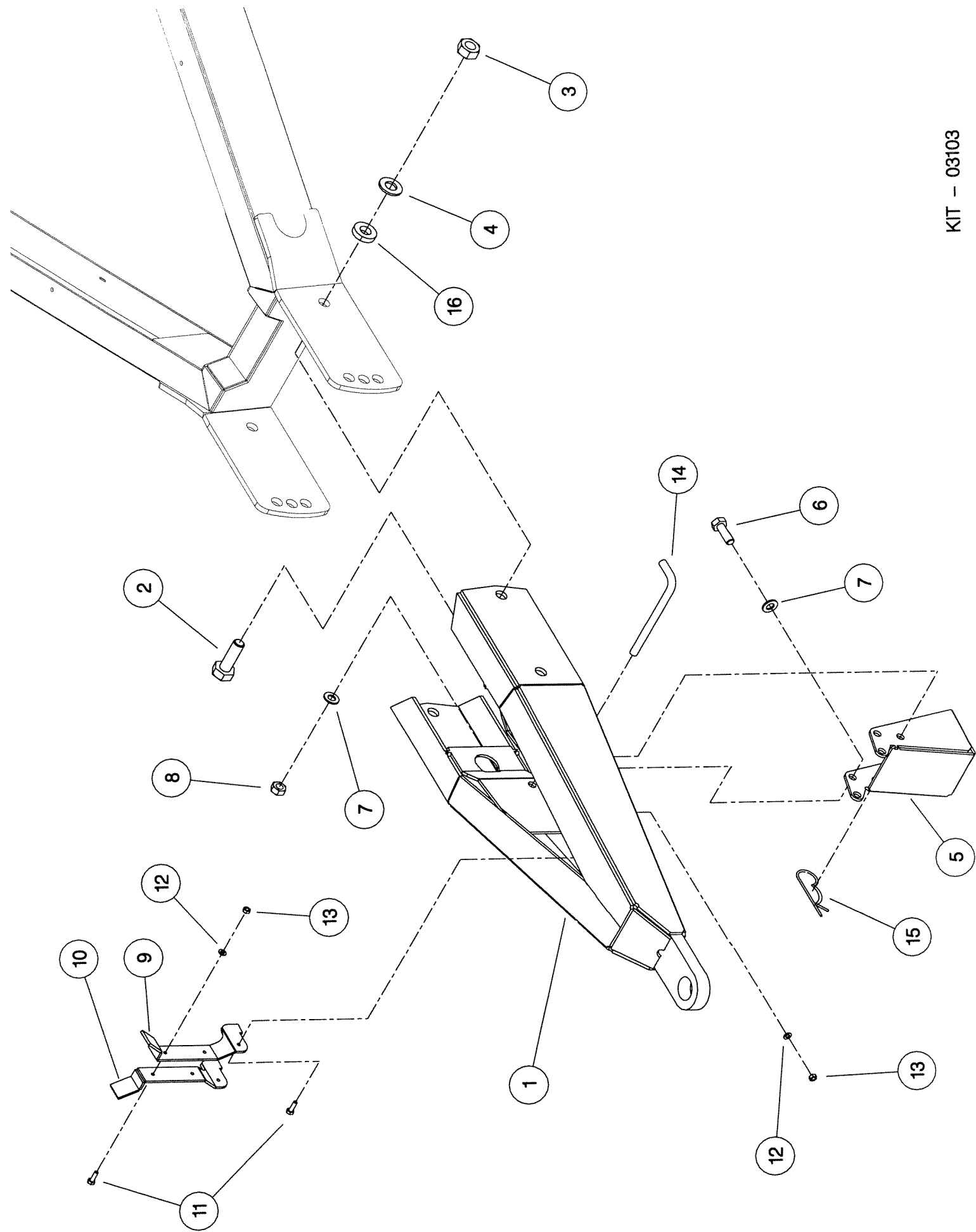
Shelbourne Reynolds Engineering Limited

ASSY NUMBER: KIT-03102		SUB ASSY DESCRIPTION: DOOR CHUTE KIT					
ITEM	PART NO	DESCRIPTION	QTY	ITEM	PART NO	DESCRIPTION	QTY
1	611514 01	BOTTOM SEAL PLATE	1				
2	BLTF08173	COACHBOLT	5				
3	WSH-0012	WASHER	5				
4	NUT-0263	NYLOC NUT	5				



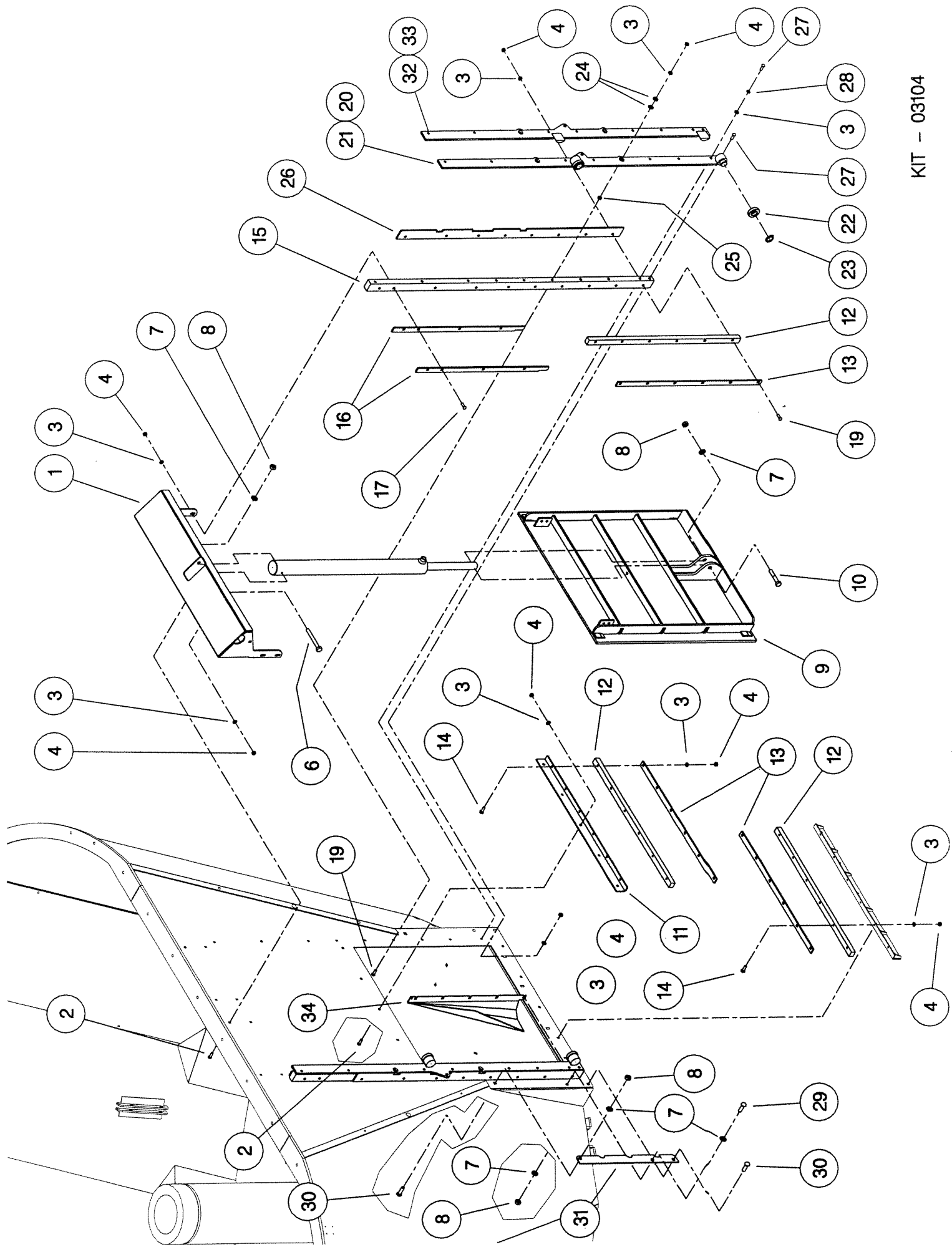
Shelbourne Reynolds Engineering Limited

KIT-03103		SUB ASSY DESCRIPTION: UK DRAWBAR (POPULAR ONLY)					
ASSY NUMBER:							
ITEM	PART NO	DESCRIPTION	QTY	ITEM	PART NO	DESCRIPTION	QTY
1	611532 01	DRAWBAR W/ASSY	1				
2	BLTA24530	BOLT	4				
3	NUT-0275	NYLOC NUT	4				
4	WSH-0036	WASHER	8				
5	611524 01	FOOT W/ASSY	1				
6	HSS-0315	SET SCREW	2				
7	WSH-0024	WASHER	4				
8	NUT-0271	NYLOC NUT	2				
9	590594 01	LH PTO REST	1				
10	590594 02	RH PTO REST	1				
11	HSS-0086	SET SCREW	4				
12	WSH-0009	WASHER	4				
13	NUT-0260	NYLOC NUT	4				
14	611745 01	HANDLE	1				
15	RCL-0013	R CLIP	1				
16	190119 94	WASHER	4				



Shelbourne Reynolds Engineering Limited

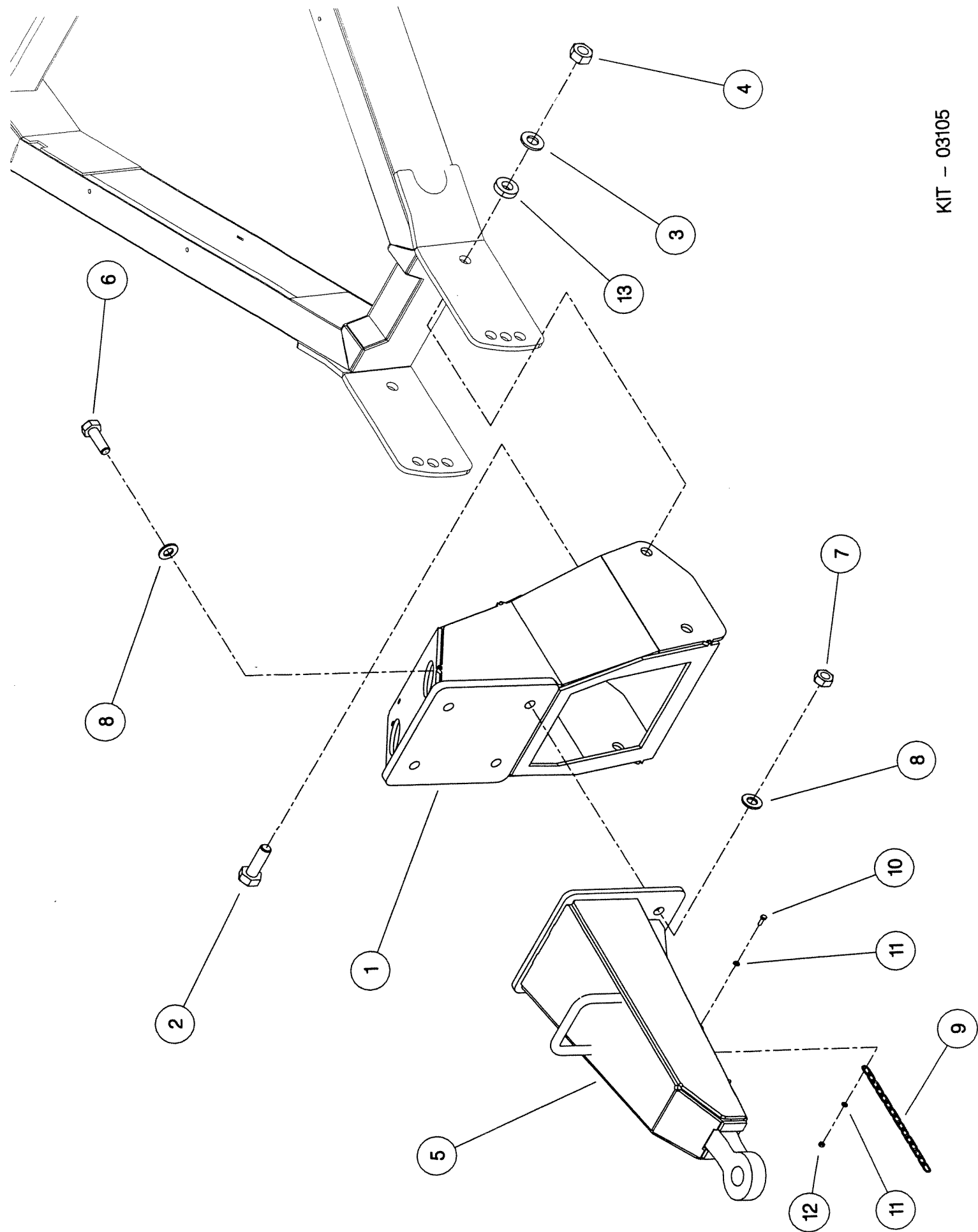
KIT-03104		ASSY DESCRIPTION: FEED DOOR & RAM KIT (WITH SEALS)					
ASSY NUMBER:	PART NO	DESCRIPTION	QTY	ITEM	PART NO	DESCRIPTION	QTY
1	610957 01	TOP RAM BRACKET W/A	1	33	612085 01	KEEP PLATE LH	1
2	BLTF08173	COACHBOLT	15			(STEEL WEDGE TYPE)	
3	WSH-0012	WASHER	69	34	611997 01	DOOR FEED AID PLATE	1
4	NUT-0263	NUT	65				
5	610908 01	HYDRAULIC RAM	1				
6	BLT-2270	BOLT	1				
7	WSH-0018	WASHER	8				
8	NUT-0269	NUT	4				
9	611560 01	DOOR W/A	1				
10	BLTA12440	BOLT	1				
11	610941 01	TOP SEAL PLATE	1				
12	610937 01	DOOR SEAL	4				
13	610936 01	CLAMP STRIP	4				
14	BLTF08290	COACHBOLT	12				
15	611563 01	VERTICAL FRAME	2				
16	610943 01	DOOR RUNNER	4				
17	BLTF08380	COACHBOLT	8				
18							
19	BLTF08443	COACHBOLT	28				
20	611565 01	KEEP PLATE LH (STEEL SPIGOT TYPE)	1				
21	611565 02	KEEP PLATE RH (STEEL SPIGOT TYPE)	1				
22	611132 01	ROLLER	4				
23	CIR-1125	CIRCLIP	4				
24	WSH-1038	WASHER	4				
25	NUT-0164	NUT	4				
26	611092 01	CAPPING PLATE	2				
27	BLTA08440	BOLT	4				
28	WSH-0058	WASHER	2				
29	BLT-3790	COACHBOLT	2				
30	HSS-0241	SETSCREW	4				
31	611830 01	SPACER PLATE	2				
32	612085 01	KEEP PLATE LH (STEEL WEDGE TYPE)	1				



KIT - 03104

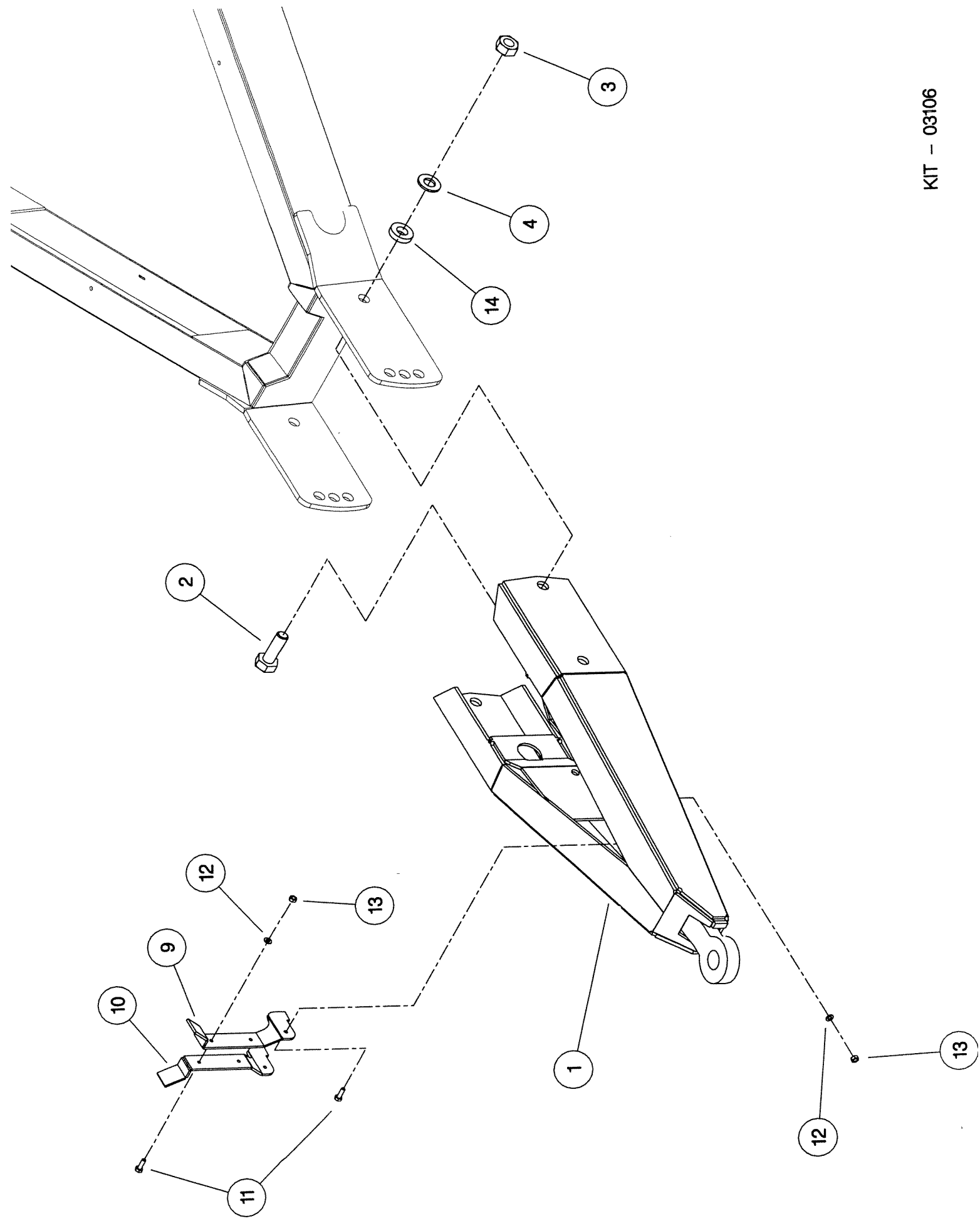
Shelbourne Reynolds Engineering Limited

KIT-03105		ASSY DESCRIPTION: CONTINENTAL D/BAR (SWAN NECK)					
ASSY NUMBER:	KIT-03105	ASSY DESCRIPTION:	CONTINENTAL D/BAR	(SWAN NECK)			
ITEM	PART NO	DESCRIPTION	QTY	ITEM	PART NO	DESCRIPTION	QTY
1	611586 01	NECK ASSY	1				
2	BLTA24530	BOLT	4				
3	WSH-0036	PLAIN WASHER	8				
4	NUT-0275	NYLOC NUT	4				
5	611588 01	DRAWBAR ASSY	1				
6	BLT-2367	BOLT	4				
7	NUA02200	NYLOC NUT	4				
8	WSH-0030	PLAIN WASHER	6				
9	CHN-0145	CHAIN	0.45m				
10	HSS-0088	SET SCREW	1				
11	WSH-0009	PLAIN WASHER	2				
12	NUT-0260	NYLOC NUT	1				
13	190119 94	WASHER	4				



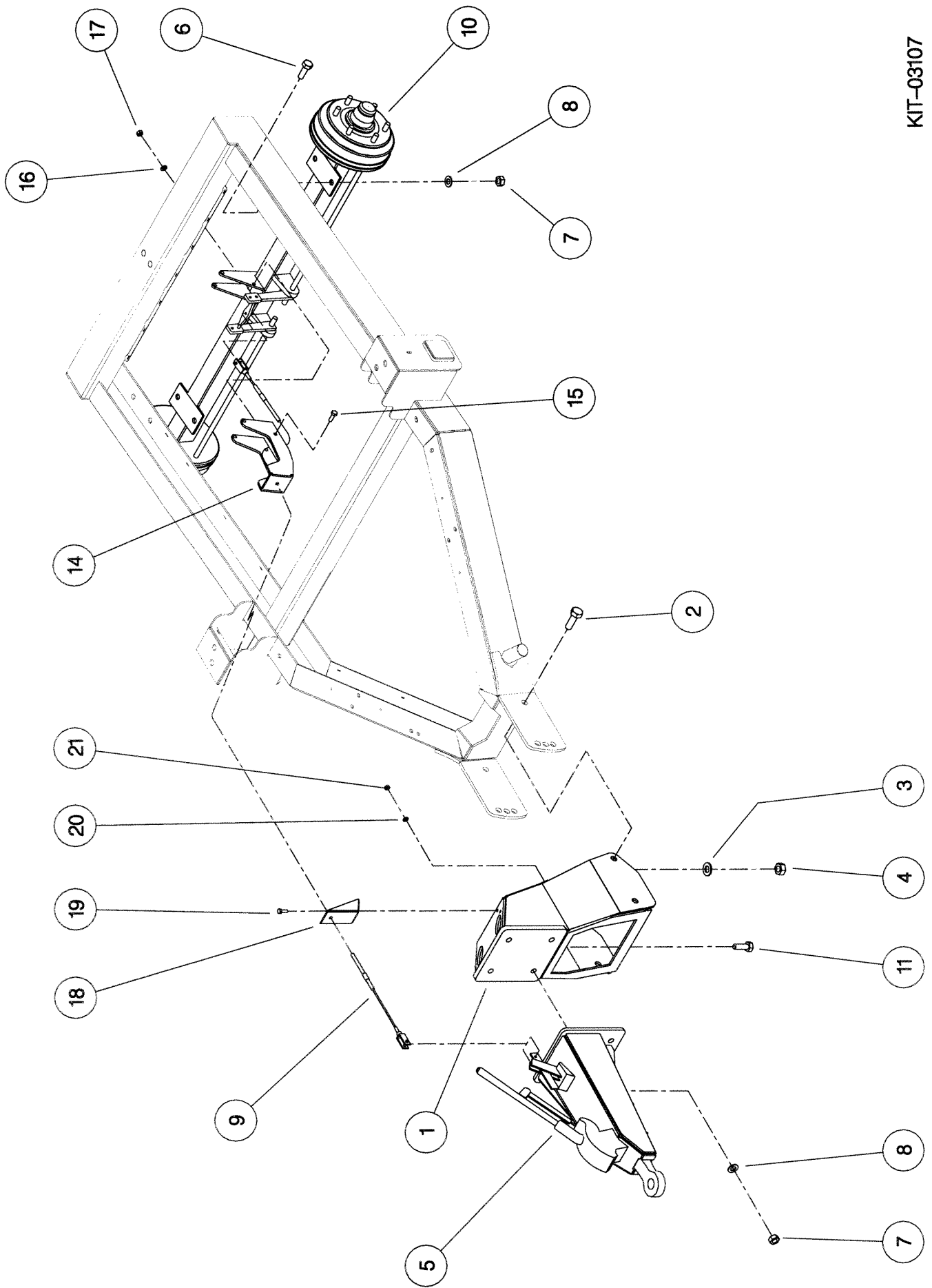
Shelbourne Reynolds Engineering Limited

ASSY NUMBER: KIT-03106		SUB ASSY DESCRIPTION: CONTINENTAL D/BAR (FLAT)					
ITEM	PART NO	DESCRIPTION	QTY	ITEM	PART NO	DESCRIPTION	QTY
1	611602 01	DRAWBAR W/ASSY	1				
2	BLTA24530	BOLT	4				
3	NUT-0275	NYLOC NUT	4				
4	WSH-0036	WASHER	8				
5							
6							
7							
8							
9	590594 01	PTO REST L.H.	1				
10	590594 02	PTO REST R.H.	1				
11	HSS-0086	SET SCREW	4				
12	WSH-0009	WASHER	4				
13	NUT-0260	NYLOC NUT	4				
14	190119 94	WASHER	4				



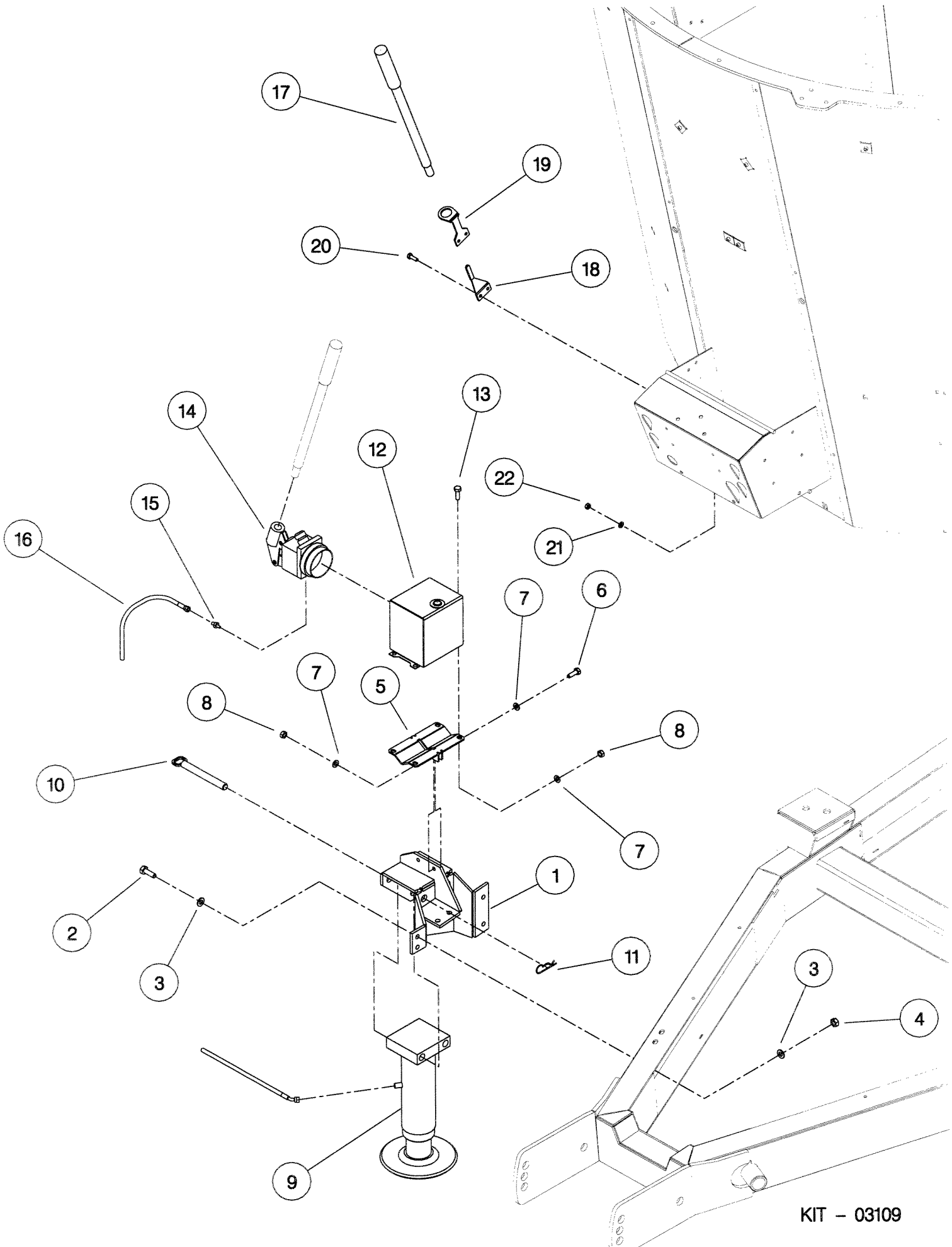
Shelbourne Reynolds Engineering Limited

KIT-03107		ASSY DESCRIPTION: OVERRUN DRAWBAR ASSY (SWAN NECK)					
ASSY NUMBER:	KIT-03107	DESCRIPTION	QTY	ITEM	PART NO	DESCRIPTION	QTY
1	611586 01	NECK ASSY	1				
2	HSS-0410	SET SCREW	4				
3	WSH-0036	PLAIN WASHER	8				
4	NUT-0275	NYLOC NUT	4				
5	BRA-17020	OVERRUN D/BAR	1				
6	BLTA20500	BOLT	4				
7	NUA02200	NYLOC NUT	8				
8	WSH-0030	PLAIN WASHER	10				
9	611310 01	HANDBRAKE CABLE	1				
10	611375 02	AXLE ASSY	1				
11	HSS-0355	SETSCREW	4				
12							
13							
14	611290 01	OVERRUN BRAKE BKT	1				
15	HSS-0241	SETSCREW	4				
16	WSH-0019	PLAIN WASHER	4				
17	NUT-0269	NYLOC NUT	4				
18	611568 01	H/BRAKE CABLE BKT	1				
19	HSS-0194	SETSCREW	2				
20	WSH-0015	WASHER	2				
21	NUT-0265	NUT	2				



Shelbourne Reynolds Engineering Limited

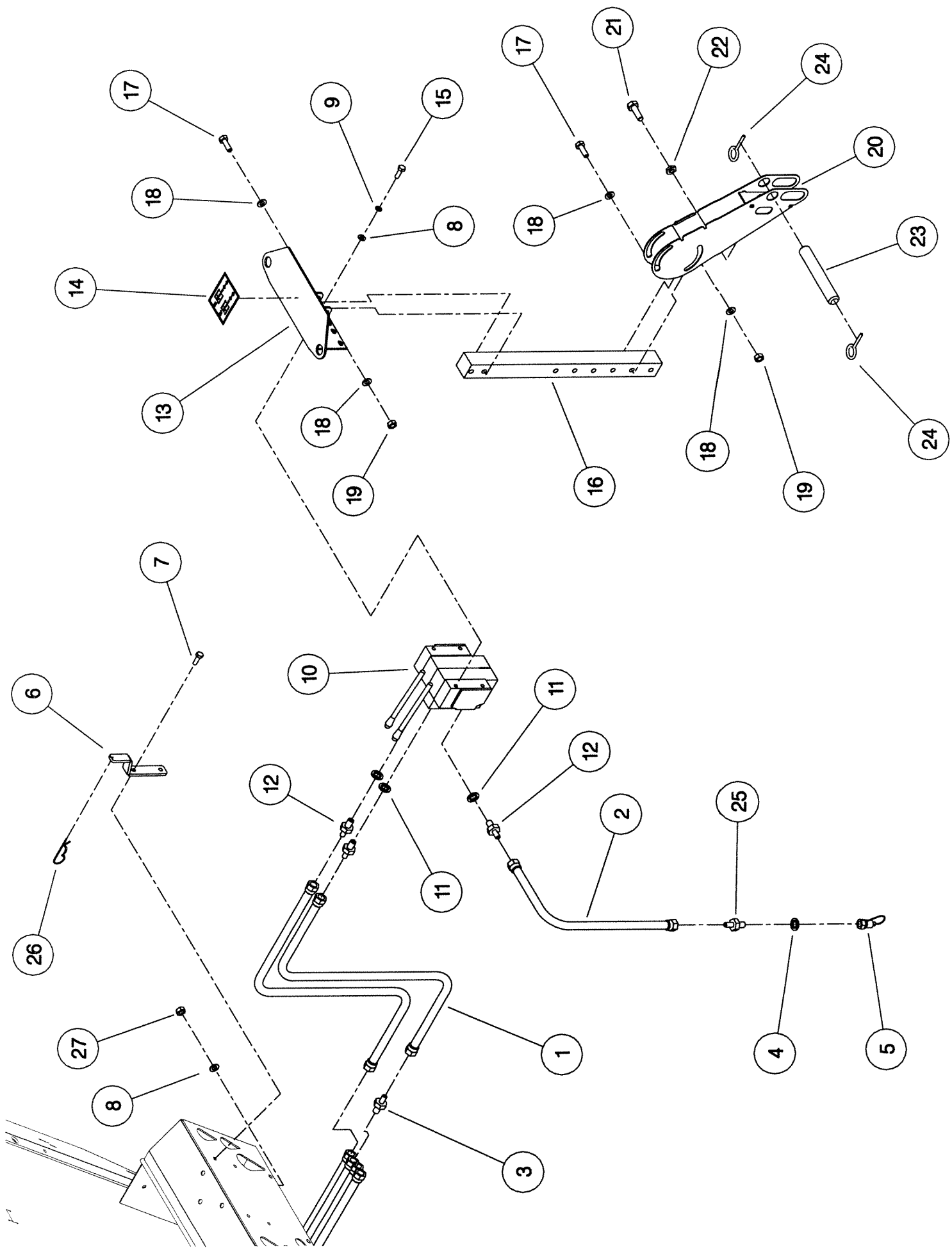
ASSY NUMBER: KIT-03109		SUB ASSY DESCRIPTION: HYDRAULIC PARKING JACK KIT					
ITEM	PART NO	DESCRIPTION	QTY	ITEM	PART NO	DESCRIPTION	QTY
1	611631 01	JACK MNTG BKT	1				
2	BLTA12290	BOLT	6				
3	WSH-0019	WASHER	12				
4	NUT-0269	NYLOC NUT	6				
5	611640 01	TANK BKT	1				
6	BLTA10290	BOLT	2				
7	WSH-0015	WASHER	8				
8	NUT-0265	NYLOC NUT	6				
9	JAC-00210	HYD JACK	1				
10	611649 01	LOCATING PIN	2				
11	RCL-0015	R CLIP	2				
12	JAC-00220	HYD TANK	1				
13	HSS-0191	SETSCREW	4				
14	JAC-00225	HAND PUMP	1				
15	FIT-0528	HYD ADPT	2				
16	HHCC02500	HYD HOSE ASSY	1				
17	JAC-00230	LEVER	1				
18	611654 01	LOWER HANDLE BKT	1				
19	611655 01	TOP BKT HOOP	1				
20	HSS-0145	SET SCREW	4				
21	WSH-0012	WASHER	4				
22	NUT-0263	NYLOC NUT	4				



KIT - 03109

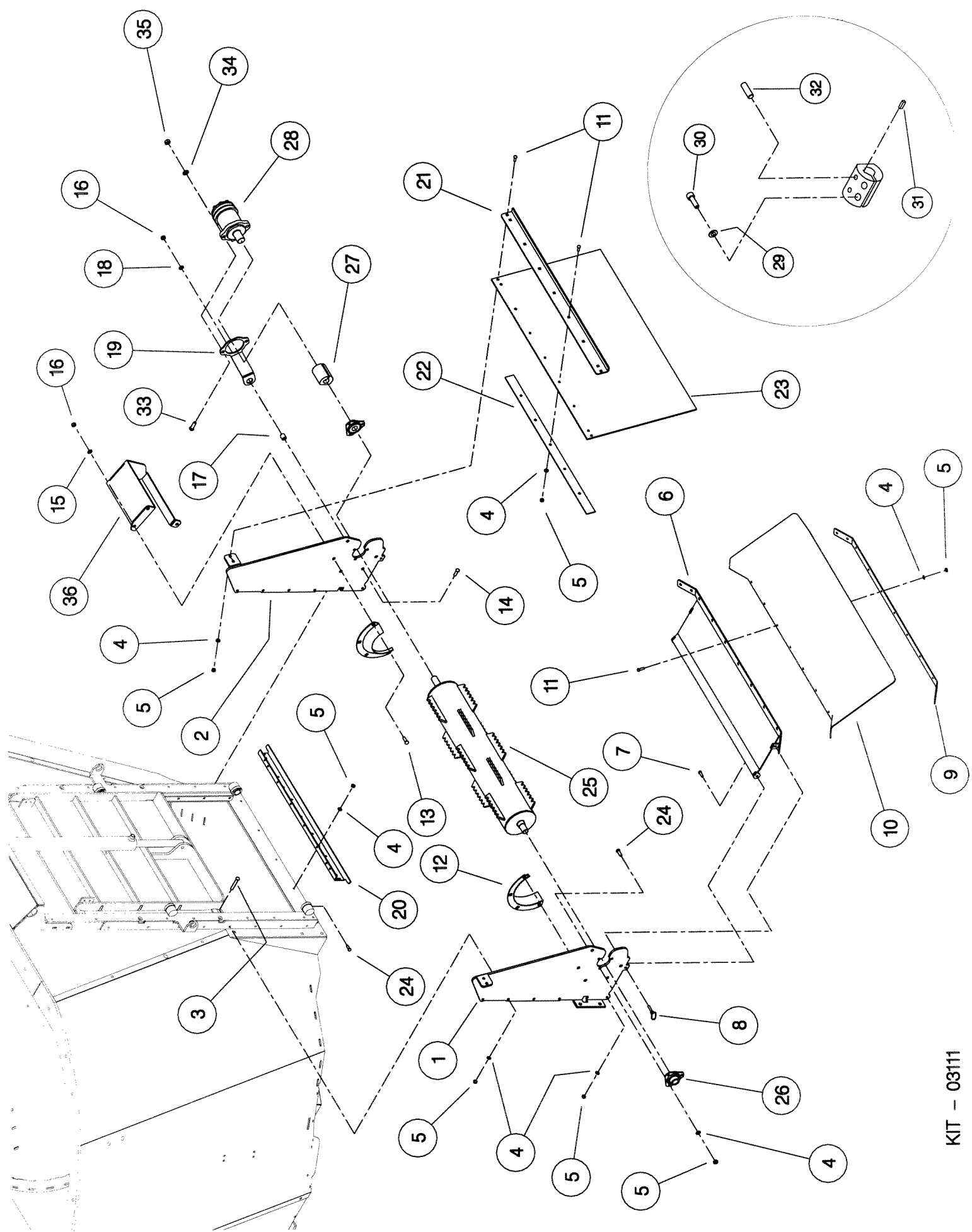
Shelbourne Reynolds Engineering Limited

KIT-03110		SUB ASSY DESCRIPTION: 2 STATION MANUAL SPOOL VALVE KIT					
ASSY NUMBER:							
ITEM	PART NO	DESCRIPTION	QTY	ITEM	PART NO	DESCRIPTION	QTY
1	HHAC13005	HOSE ASSY	4				
2	HHAC07505	HOSE ASSY	2				
3	HMA-0052	HYD ADAPT	4				
4	WSH-1015	DOWTY WASHER	2				
5	COU-0162	QUICK RELEASE COUPLING	2				
6	611676 01	PARKING LUG	1				
7	HSS-0148	SET SCREW	2				
8	WSH-0012	PLAIN WASHER	8				
9	WSH-0058	SPRING WASHER	4				
10	HVB-09020	VALVE BLOCK	1				
11	WSH-1010	DOWTY WASHER	6				
12	HMA-0065	HYD ADAPT	6				
13	611670 01	VALVE MOUNTING BRACKET	1				
14	610792 01	EMBLEM	1				
15	HSS-0135	SET SCREW	4				
16	611677 01	ADJUSTER ARM	1				
17	BLTA10380	BOLT	4				
18	WSH-0015	PLAIN WASHER	8				
19	NUT-0265	NYLOC NUT	4				
20	611675 01	SUPPORT ARM	1				
21	HSS-0250	SET SCREW	1				
22	NUT-0170	PLAIN NUT	1				
23	611680 01	PIN	1				
24	PIN-01950	LYNCH PIN	1				
25	HMA-0055	FITTING	2				
26	RCL-0015	R CLIP	1				
27	NUT-0263	NUT	2				



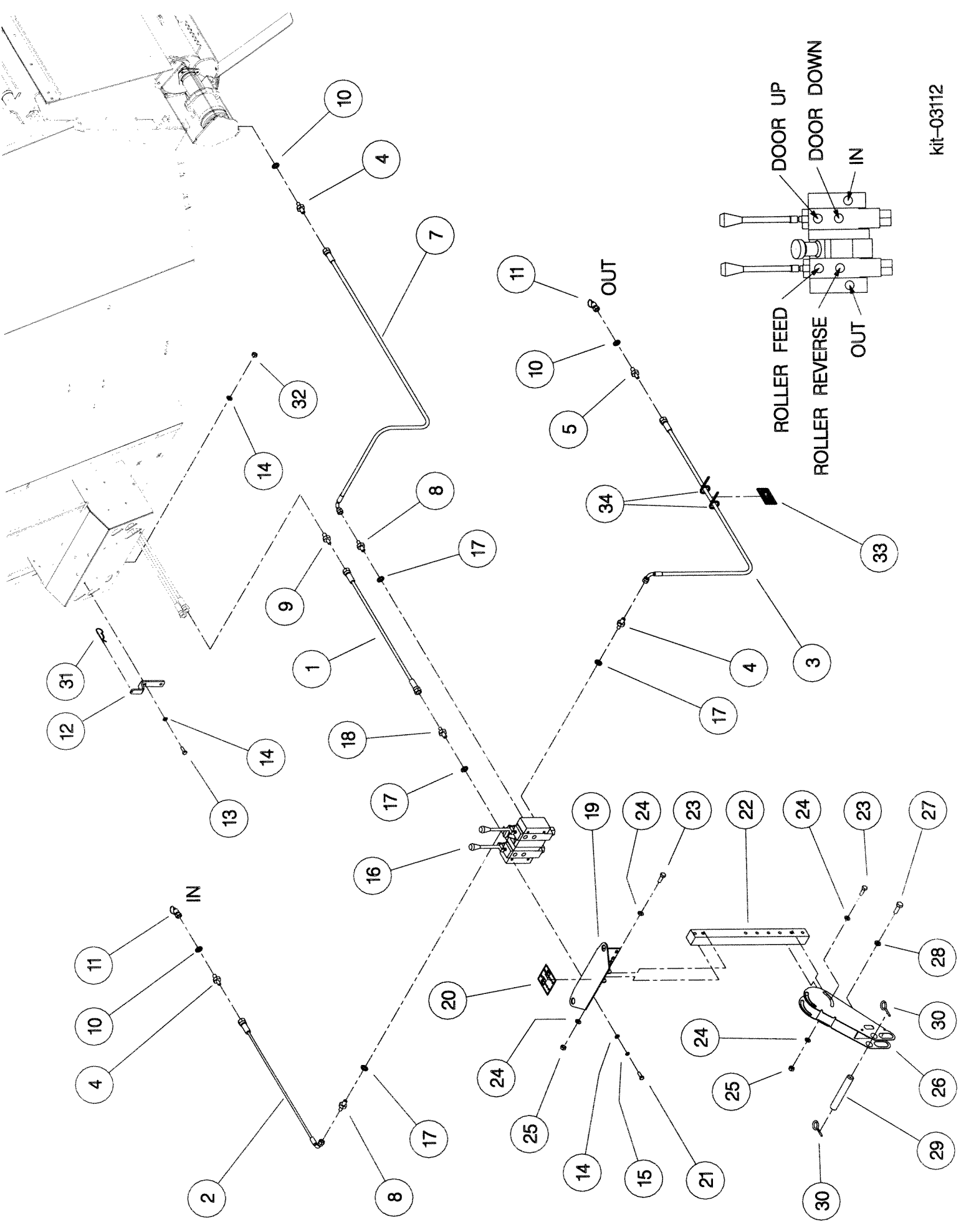
Shelbourne Reynolds Engineering Limited

ASSY NUMBER: KIT-03111		SUB ASSY DESCRIPTION: DISCHARGE ROLLER KIT					
ITEM	PART NO	DESCRIPTION	QTY	ITEM	PART NO	DESCRIPTION	QTY
1	611620 01	SIDE PLATE LH	1				
2	611620 02	SIDE PLATE RH	1				
3	BLTF08500	COACHBOLT	10				
4	WSH-0012	WASHER	43				
5	NUT-0263	NUT	43				
6	611650 01	BOTTOM PLATE	1				
7	HSS-0145	SETSCREW	2				
8	PIN-00790	LYNCH PIN	2				
9	611632 01	CLAMP STRIP	1				
10	611634 01	LOWER RUBBER	1				
11	BLTF08173	COACHBOLT	1				
12	611630 01	DEFLECTOR W/A	20				
13	BLT-3745	COACHBOLT	2				
14	BLTF10323	COACHBOLT	8				
15	WSH-0015	WASHER	1				
16	NUT-0265	NUT	8				
17	611653 01	SPACER TUBE	9				
18	190119 45	WASHER	1				
19	611652 01	CRANKED ARM	1				
20	611626 01	BOTTOM SEAL PLATE	1				
21	611623 01	CLAMP PLATE	1				
22	611622 01	CLAMP STRIP	1				
23	611621 01	RUBBER GUARD FLAP	1				
24	BLT-2700	COACHBOLT	11				
25	611642 01	DISCHARGE ROLLER	1				
26	BRG-0210	BEARING	2				
27	122086 01	DRIVE SLEEVE	1				
28	MOTH08000	HYDRAULIC MOTOR	1				
29	WSH-0058	WASHER	3				
30	SCW-0139	CP HD SCREW	3				
31	K0807030	KEY	1				
32	SCW-4543	GRUBSCREW	2				
33	HSS-0250	SETSCREW	2				
34	WSH-0018	WASHER	2				
35	NUT-0269	NUT	2				
36	611753 01	MOTOR GUARD	1				



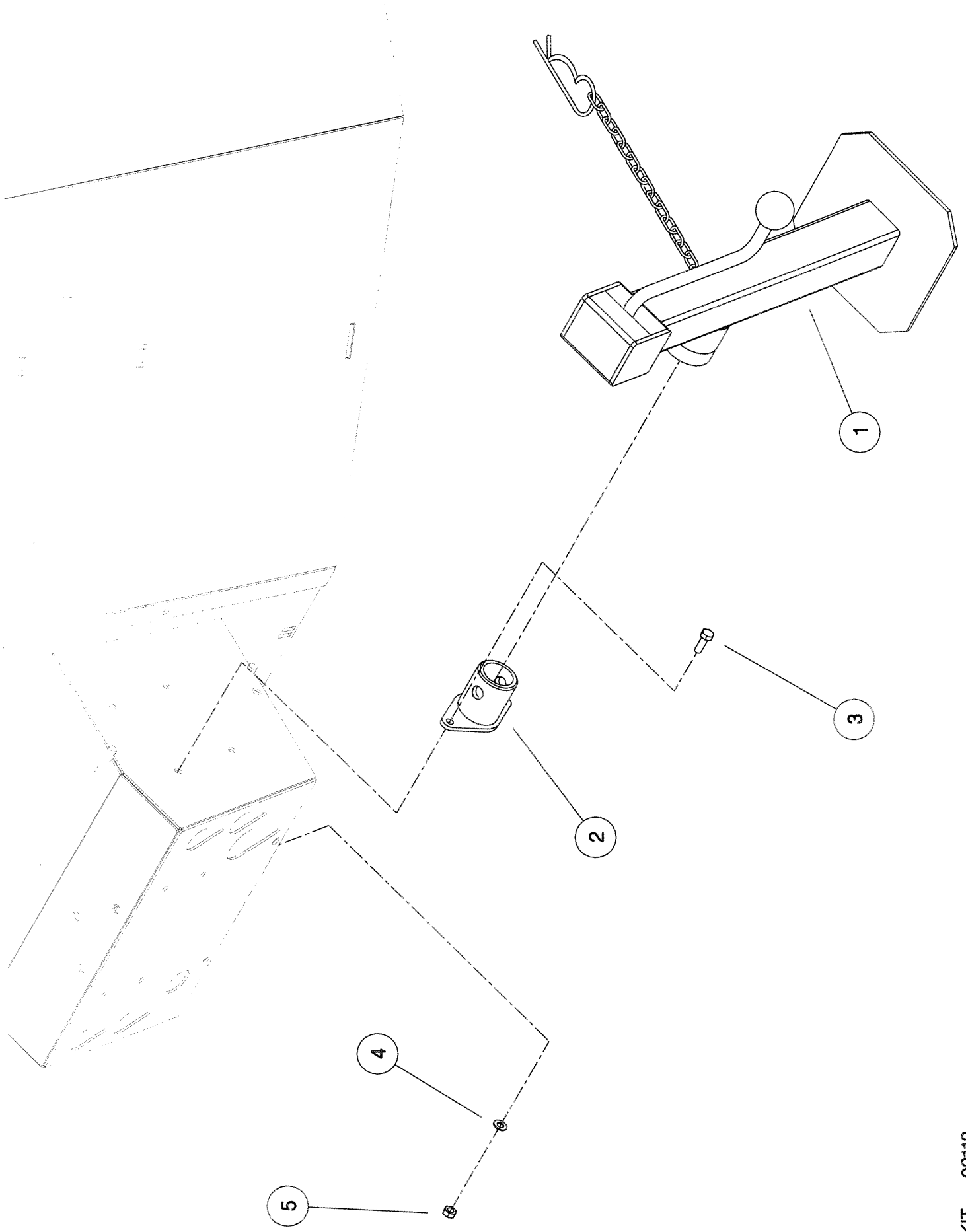
Shelbourne Reynolds Engineering Limited

ASSY NUMBER:		KIT-03112				SUB ASSY DESCRIPTION: ROLLER SPOOL VALVE KIT			
ITEM	PART NO	DESCRIPTION	QTY	ITEM	PART NO	DESCRIPTION	QTY		
1	HHAC13005	HOSE ASSY	2						
2	HHBE07005	HOSE ASSY	1						
3	HHBF07505	HOSE ASSY	1						
4	HMA-0065	HYD ADAPT	4						
5	HMA-0067	HYD ADAPT	1						
6									
7	HHBE42005	HOSE ASSY	2						
8	HMA-0057	HYD ADAPT	3						
9	HMA-0052	HYD ADAPT	2						
10	WSH-1015	DOWTY WASHER	4						
11	COU-0162	QUICK RELEASE COUPLING	2						
12	611676 01	PARKING LUG	1						
13	HSS-0145	SET SCREW	2						
14	WSH-0012	PLAIN WASHER	8						
15	WSH-0058	SPRING WASHER	4						
16	HVB-09050	VALVE BLOCK	1						
OR	HVB-09001	HYDRAULIC VALVE BLOCK	1						
		(UP TO & INC SERIAL NO.'S							
		125152, & 118162 ONLY)							
17	WSH-1010	DOWTY WASHER	4						
18	FIT-0025	HYD ADAPT	2						
19	611670 01	VALVE MOUNTING BRACKER	1						
20	611686 01	EMBLEM	1						
21	HSS-0135	SET SCREW	4						
22	611677 01	ADJUSTER ARM	1						
23	BLTA10380	BOLT	4						
24	WSH-0015	PLAIN WASHER	6						
25	NUT-0265	NYLOC NUT	4						
26	611675 01	SUPPORT ARM	1						
27	HSS-0250	SET SCREW	1						
28	NUT-0170	PLAIN NUT	1						
29	611680 01	PIN	1						
30	PIN-01950	LYNCH PIN	2						
31	RCL-0015	R-CLIP	1						
32	NUT-0263	NYLOC NUT	2						
33	612230 01	EMBLEM	1						
34	TIE-0002	TIE WRAP	2						



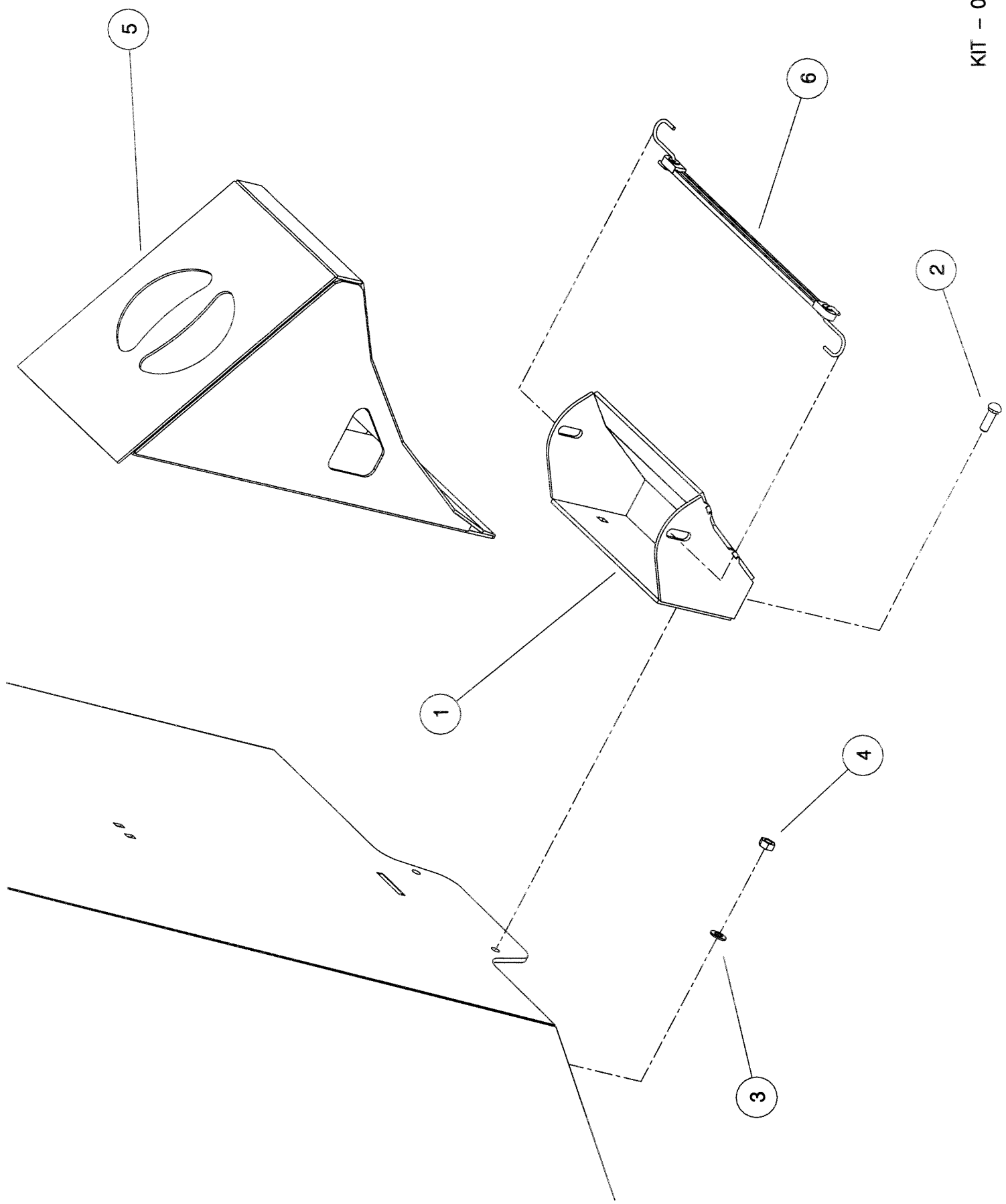
Shelbourne Reynolds Engineering Limited

ASSY NUMBER: KIT-031113		SUB ASSY DESCRIPTION: PARK.JACK KIT 6,8,10m ³ (2000 & ON)					
ITEM	PART NO	DESCRIPTION	QTY	ITEM	PART NO	DESCRIPTION	QTY
1	JAC-00020	PARKING JACK	1				
2	610568 01	JACK STOW BRACKET	1				
3	HSS-0145	SET SCREW	2				
4	WSH-0012	PLAIN WASHER	2				
5	NUT-0263	NYLOC NUT	2				



Shelbourne Reynolds Engineering Limited

ASSY NUMBER: KIT-03114		SUB ASSY DESCRIPTION: WHEEL STOP KIT 6,8,10 & 12m ³					
ITEM	PART NO	DESCRIPTION	QTY	ITEM	PART NO	DESCRIPTION	QTY
1	611690 01	WHEEL STOP BRACKET	2				
2	BLT-2700	COACH BOLT	4				
3	WSH-0012	PLAIN WASHER	4				
4	NUT-0263	NYLOC NUT	4				
5	611054 01	WHEEL STOP	2				
6	STP-0002	RUBBER STRAP	2				

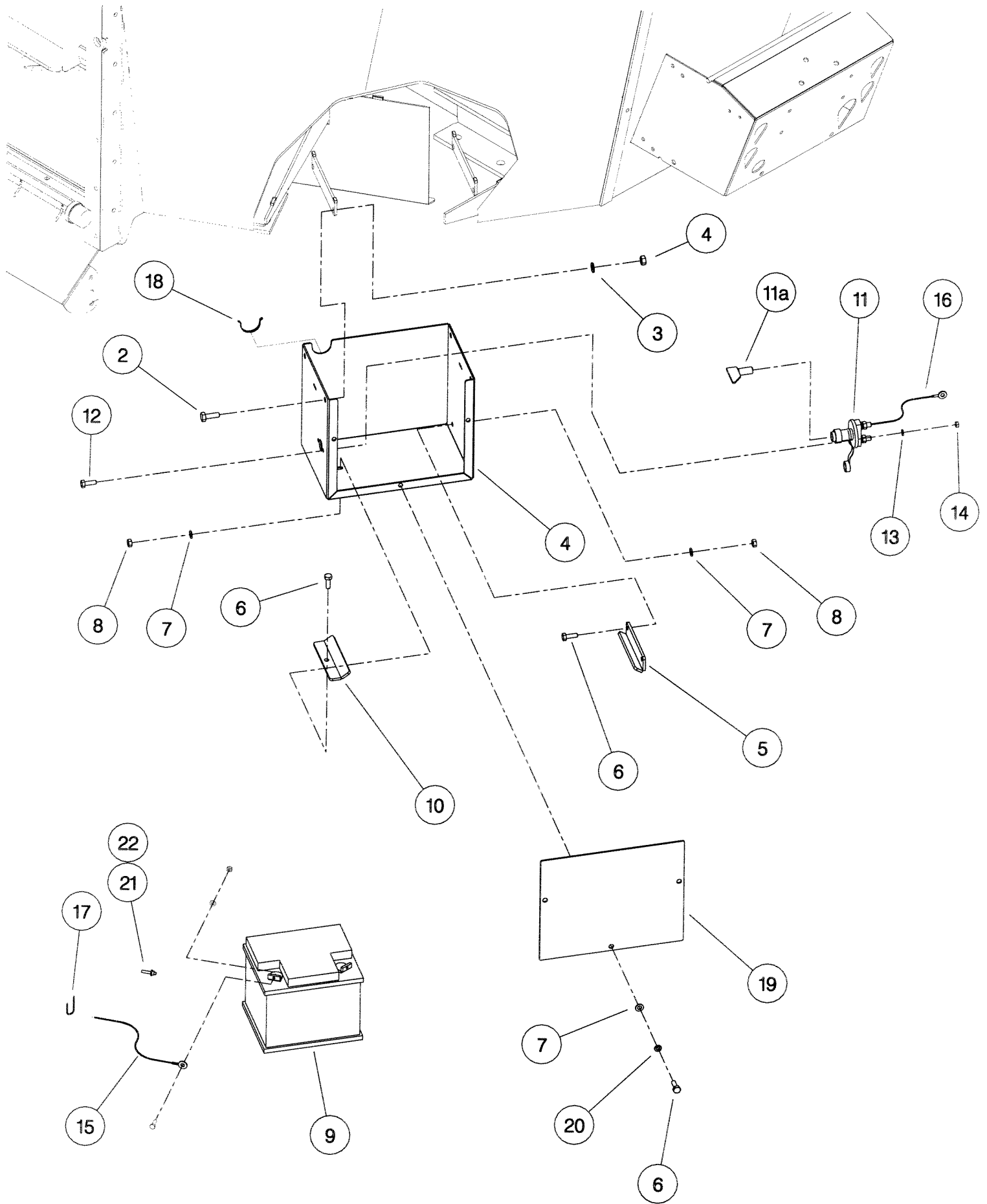


Shelbourne Reynolds Engineering Limited

KIT-031115		ASSY DESCRIPTION: 8m ³ - 12m ³ (500mm) EXTENSION SIDE KIT					
ASSY NUMBER:	KIT-031115	ASSY DESCRIPTION: 8m ³ - 12m ³ (500mm) EXTENSION SIDE KIT					
ITEM	PART NO	DESCRIPTION	QTY	ITEM	PART NO	DESCRIPTION	QTY
1	611204 01	EXTENSION SIDE LH	2				
2	611204 02	EXTENSION SIDE RH	2				
3	611202 01	JOINER PLATE	2				
4	611203 01	JOINER PLATE	2				
5	BLTF08173	COACHBOLT	36				
6	WSH-0012	PLAIN WASHER	40				
7	NUT-0263	NYLOC NUT	40				
8	HSS-0198	SET SCREW	36				
9	WSH-0015	PLAIN WASHER	40				
10	NUT-0265	NYLOC NUT	40				
11	611554 01	LADDER EXTENSION	1				
12	BLTA08350	BOLT	4				
13	BLT-3790	COACH BOLT	2				
14	WSH-0018	PLAIN WASHER	2				
15	NUT-0269	NYLOC NUT	2				
16	BLT-3750	COACH BOLT	4				

Shelbourne Reynolds Engineering Limited

KIT-03117		ASSY DESCRIPTION: BATTERY PACK KIT					
ASSY NUMBER:	KIT-03117	ASSY DESCRIPTION: BATTERY PACK KIT					
ITEM	PART NO	DESCRIPTION	QTY	ITEM	PART NO	DESCRIPTION	QTY
1	611691 01	BATTERY BOX	1				
2	HSS-0191	SET SCREW	4				
3	WSH-0015	PLAIN WASHER	4				
4	NUT-0265	NYLOC NUT	4				
5	611647 01	RETAINER BRACKET	1				
6	HSS-0140	SET SCREW	6				
7	WSH-0012	PLAIN WASHER	6				
8	NUT-0263	NYLOC NUT	6				
9	BAT-0002	12V BATTERY	1				
10	611646 01	ADJ.RETAINER BRACKET	1				
11	SWT-32000	BATTERY MASTER SWITCH	1				
11a	SWT-32001	SWITCH KEY	1				
12	HSS-0088	SET SCREW	2				
13	WSH-0009	PLAIN WASHER	2				
14	NUT-0260	NYLOC NUT	2				
15	611693 01	WIRE	1				
16	611695 01	CABLE	1				
17	TIE-0004	TIE WRAP	2				
18	EDS-11400	EDGING STRIP	0.1				
19	611636 01	LID	1				
20	WSH-0058	SPRING WASHER	3				
21	FUS-0010	IN LINE FUSE HOLDER	1				
22	FUS-00505	FUSE	1				



KIT - 03117

